



service information

□ ADVISORY
✓ BULLETIN

No. 2000-15
(Mercury Jet Drives No. 2000-03)

Circulate to: Sales Manager Accounting Service Manager Technician Parts Manager

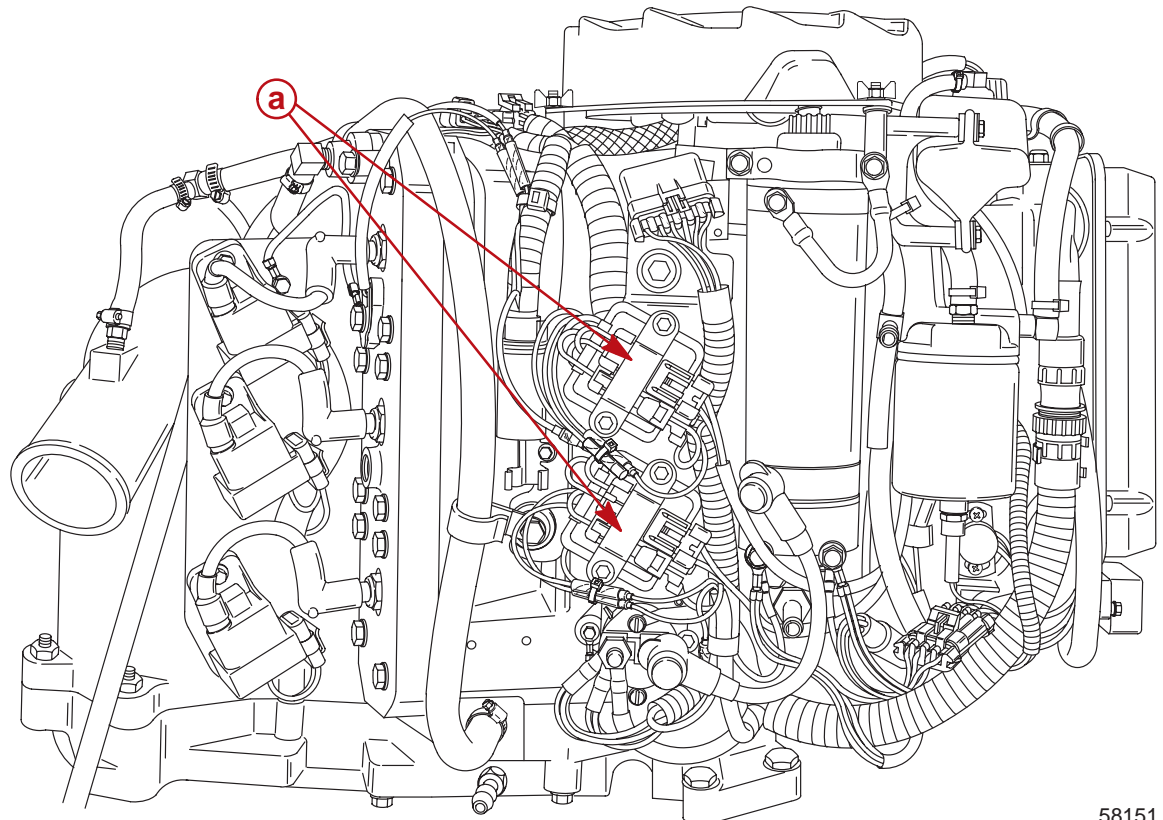
Official Recall Notification Federal Boat Safety Act Voltage Regulator – 240 HP Jet Drive

Models Affected:

240 HP M² Jet Drives – 2000 and 2001 Model year product

Serial number - 0E370718 through 0E394131

Voltage regulators in use on products identified above are at risk for experiencing an electrical short. A short, if it occurs, could be an ignition source for any flammable material in close proximity to the voltage regulator. Because of this potential for fire or explosion, Mercury Marine will replace the voltage regulators on the affected 240HP M² Jet Drives as listed above.



a - Voltage Regulators

58151

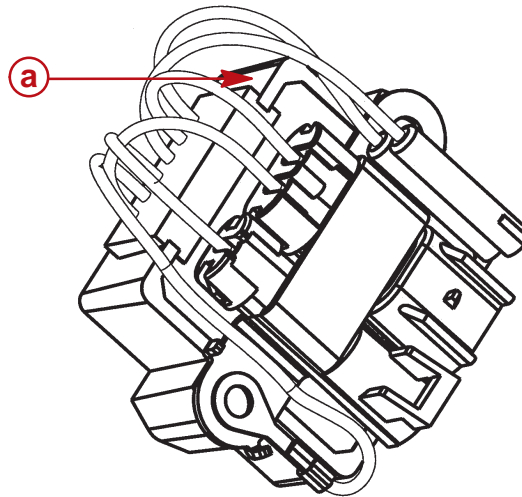
Owner Notification

A letter will be sent to every registered owner of the affected 240HP M² Jet Drives. The letter will advise the owner to return their jet boat to their Mercury Jet Drives servicing dealer or any authorized Mercury Marine outboard servicing dealer for the inspection/replacement. The owners will also be advised not to use their boats until it is verified that the proper voltage regulators have been installed.

Dealer Inventory

SERVICE PARTS

Visually inspect the voltage regulators in **your** parts inventory. A **GREEN** paint dot is located next to the grommet where the wires exit the regulator. There is a part number (883072-1) printed on the side of the regulator. If the regulators do not have these identification marks, **DO NOT USE THEM FOR REPLACEMENTS. REMOVE THEM FROM YOUR INVENTORY, AND USE ONLY THOSE REGULATORS SPECIFIED IN THIS BULLETIN. Complete a warranty claim referencing this bulletin and return those regulators to Mercury Marine.**



a - Location of Green Dot

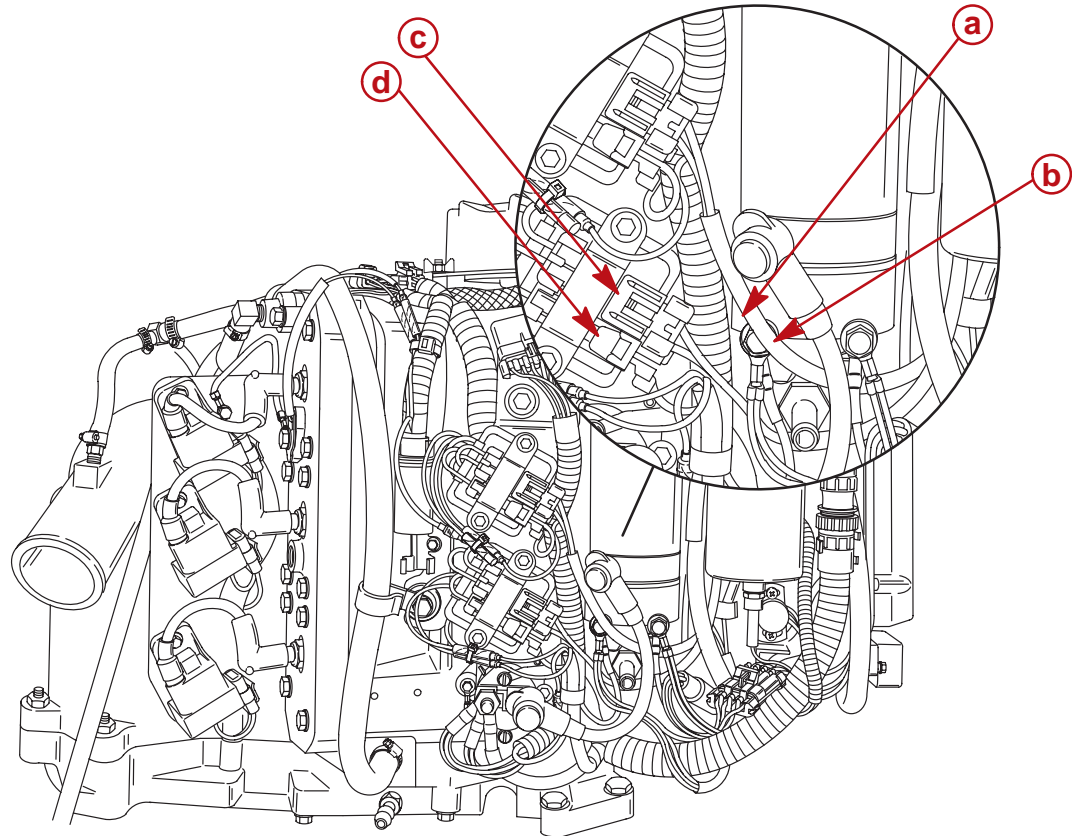
BOATS

All boats in inventory (new or used) with 240HP M² Jet Drives that fall in the affected serial number range should be checked. Inspect the regulators for identification marks as described previously. If there are no marks indicating the change, replace the regulators.

Correction

Refer to service manual (90-852396R1) for detailed procedures for replacement of the voltage regulators if required.

Visually check the stator to regulator wire harness to ensure that it is not pinched between starter bracket and engine block.



58517

- a** - Corner of Starter Bracket
- b** - Stator Harness
- c** - Lift Tab of Connector to Release
- d** - Push Tab Down on Connector to Release

Parts Required

Qty. two (2) regulators – part number : 883072T1

Qty. two (2) cable tie – part number : 56762

Warranty

Mercury Marine will credit the dealer for the cost of parts and labor for one year from the issuance of this bulletin. Please note the month and year located at the lower left corner of the front page of the bulletin.

Complete warranty claim listing:

- Powerhead serial number(s)
- Qty. 2 per engine P/N : 883072T1
- One (1) hour labor
- Warranty Flat Rate Code: JE30 (x 2)
- Part Code: 330 – 40
- Failure Code: NJC

US and Canada: Complete/process claim via Midas or return warranty claim form. All replaced regulators must be returned to Mercury.

INTERNATIONAL: Follow instructions issued by Marine Power International office or by your distributor.



Mercury Marine
Marine Products and Services

W6250 Pioneer Road
P.O. Box 1939
Fond du Lac, WI 54936-1939 USA
Phone: 920-929-5000
www.mercurymarine.com

Dear Mercury Marine Customer:

Our records indicate that you are the owner of a Mercury 240HP M² Jet Drive included in a recall being performed in compliance with the Federal Boat Safety Act. The voltage regulators on your engine are at risk for experiencing an electrical short. A short, if it occurs, could be an ignition source for any flammable material located in close proximity to the voltage regulator. Because of this potential for fire or explosion, Mercury Marine has authorized the replacement of the voltage regulators.

WARNING

DO NOT OPERATE YOUR BOAT UNTIL YOUR DEALER HAS EXAMINED AND/OR REPAIRED THE PRODUCT.

WHAT YOU SHOULD DO

Contact your authorized dealer, preferably the one who sold you the engine, and make arrangements to determine if your engine needs to be repaired. The dealer will refer to Mercury Outboard Service Information Bulletin 2000-15 or the Mercury Jet Drive Service Information Bulletin 2000-03 for instructions. You must deliver your engine to the dealer and present this letter, the reverse side of which is a claim-form your dealer needs to send to us for reimbursement.

NOTE: *If your boat is in storage, you may want to wait until you remove it from storage to have this service performed.*

WHAT WE WILL DO

We will reimburse the authorized dealer for the replacement of the voltage regulators in line with the service bulletin.

We apologize for any inconvenience this recall may have caused you. However, we have taken this action to ensure that your boating experiences will be safe and enjoyable.

Sincerely,

Mercury Marine

