



PARTS CATALOG

MERC 850

SERIAL NUMBER

850 (4 CYL.)	USA 4366802 THRU 4831998
850 (4 CYL.)	CAN 7071373 THRU 7110997
850 (4 CYL.)	8043775 THRU 8050199
850 (4 CYL.)	BEL 9110014 THRU 9177625

TABLE OF CONTENTS:

BOTTOM COWL AND SHIFT LINKAGE	34
CARBURETOR ASSEMBLY	20
CARBURETOR LINKAGE	18
CLAMP BRACKET AND REVERSE LOCK	42
COWLING AND FRONT COVER	6
CRANKSHAFT, PISTON AND CONNECTING ROD	30
CYLINDER BLOCK AND CRANKCASE ASSEMBLY	26
DRIVE SHAFT HOUSING ASSEMBLY	46
END CAPS, MANIFOLD AND EXHAUST COVER	28
EXHAUST EXTENSION PLATE	38
FLYWHEEL, STATOR AND IGNITION COIL	8
FUEL PUMP AND FUEL LINES	24
GEAR HOUSING ASSEMBLY, COMPLETE (SERIAL GROUP #1) (PAGE 1)	50
GEAR HOUSING ASSEMBLY, COMPLETE (SERIAL GROUP #1) (PAGE 2)	54
GEAR HOUSING ASSEMBLY, COMPLETE (SERIAL GROUP #2) (PAGE 1)	56
GEAR HOUSING ASSEMBLY, COMPLETE (SERIAL GROUP #2) (PAGE 2)	60
MISCELLANEOUS PARTS/ACCESSORIES	1
OVERSIZE PISTON AND RING	32
PARTS INDEX	62
STARTER MOTOR AND WIRING HARNESS	16
SWIVEL BRACKET ASSEMBLY	40
THROTTLE LEVER AND SPARK ADVANCE LEVER	12
TOP COWL AND SUPPORT BRACKETS	2

NOTE: *Indented description indicate that these parts are included in preceding assembly.*

AR = As Required

NSS = Not Sold Separate

OPT = Optional

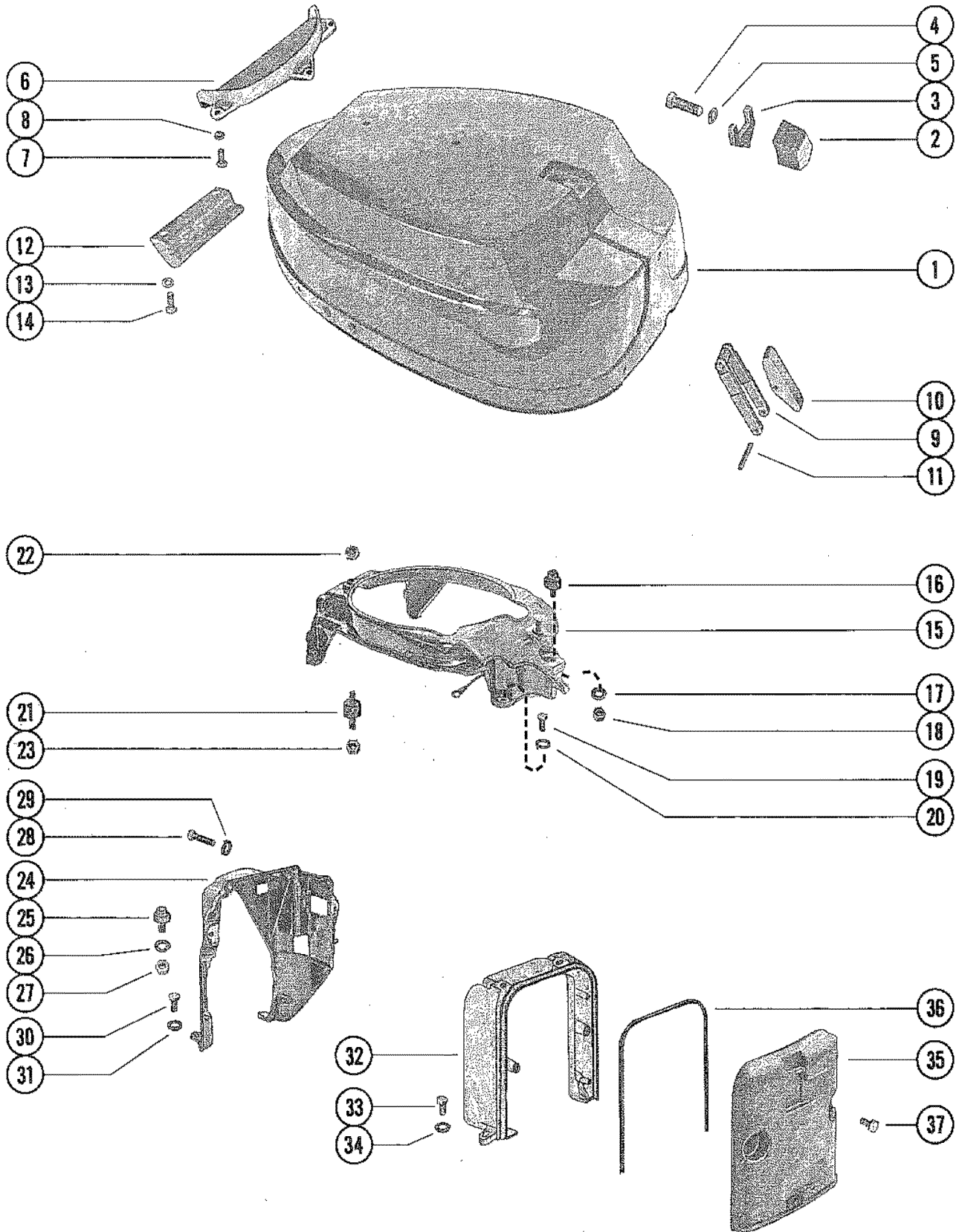
NS = Not Shown

THESE PARTS BOOKS/FICHE CARD ARE COPYRIGHTED AND MAY NOT BE DISTRIBUTED OR REPRODUCED IN ANY OTHER FORMAT BY ANYONE OTHER THAN MERCURY MARINE WITHOUT THE PRIOR WRITTEN CONSENT OF MERCURY MARINE.

MISCELLANEOUS PARTS/ACCESSORIES

REF. NO.	PART NO.	SYM.	QTY.	DESCRIPTION
-	90-74963		0	MERC 850 PARTS MANUAL
-	27-73645A76		0	GASKET SET
-	37-73899A76		0	DECAL SET (MERC 850) UNITED STATES 4366802 THRU 4590511 BELGIUM 9110014 THRU 9139349 CANADA 7071373 THRU 7091097
-	37-73899A76		0	DECAL SET (MERC 850) UNITED STATES 4590512 AND UP AUSTRALIA 8043775 AND UP BELGIUM 9139350 AND UP CANADA 7091098 AND UP
-	37-74300A76		0	DECAL SET (MERC 850XS)

TOP COWL AND SUPPORT BRACKETS

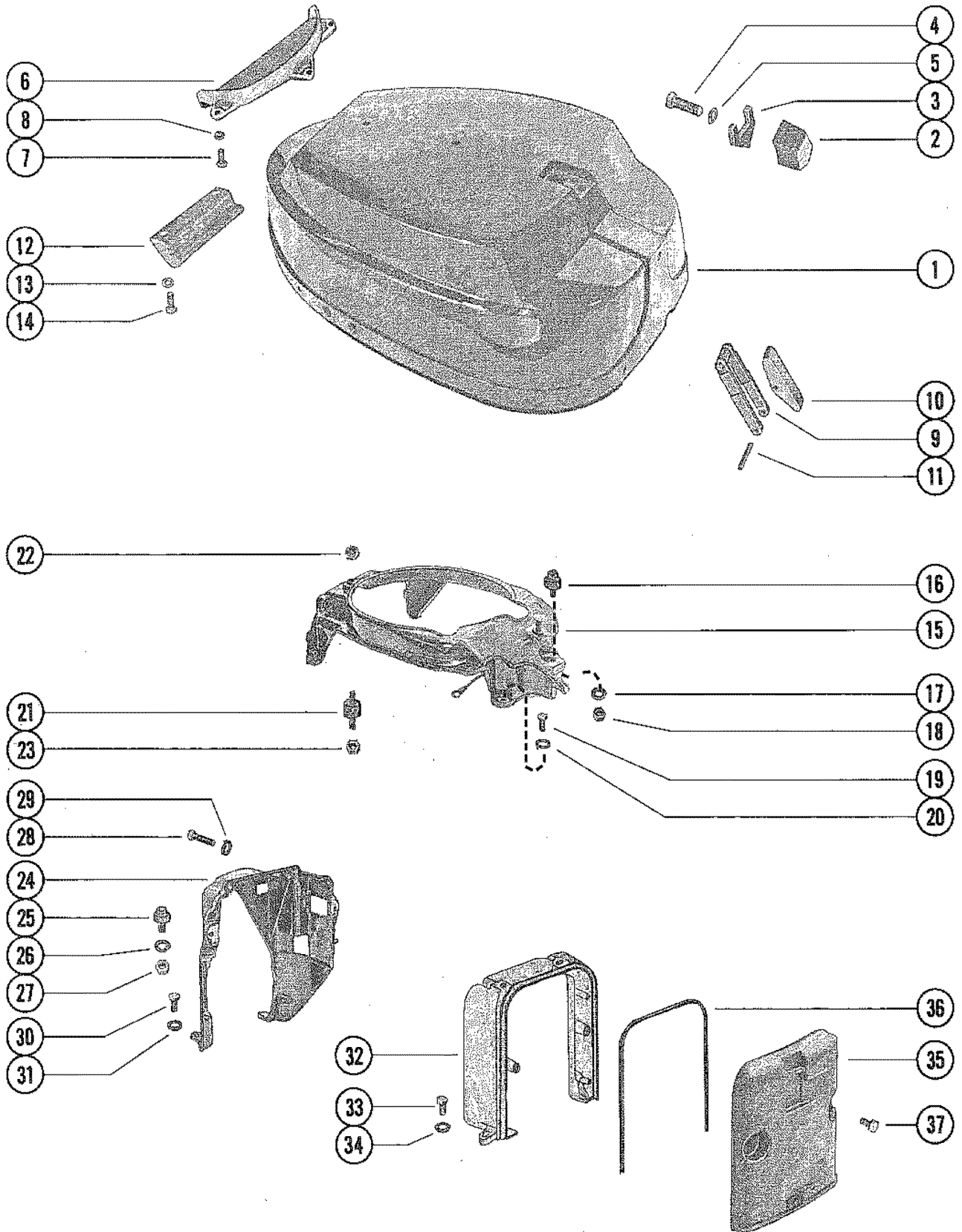


TOP COWL AND SUPPORT BRACKETS

REF. NO.	PART NO.	SYM.	QTY.	DESCRIPTION
1	2114-5999		1	COWL, TOP
2	52733A9		1	RETAINER ASSEMBLY, TOP COWL
3	35496		1	PAD, BUMPER - TOP COWL RETAINER
4	10-37558		1	SCREW, RETAINER TO TOP COWL (1 1/4")
5	13-39107		1	LOCKWASHER< RETAINER FASTENING SCREW
6	76370		1	SHIELD< TOP COWL - REAR
7	10-37370		3	SCREW, SHIELD TO TOP COWL (5/8")
8	13-37371		3	LOCKWASHER, SHIELD SCREW
9	52739		1	HINGE, COWL LATCH - TOP COWL
10	52737		1	LEVER, COWL LATCH HINGE
11	17-58998		1	PIN, COWL LATCH LEVER TO HINGE
12	55455		1	HOOK, TOP COWL LATCH - REAR
13	13-26992		2	LOCKWASHER, REAR HOOK MOUNTING SCREW
14	10-22956		2	SCREW, REAR HOOK TO TOP COWL (7/8")
15	73401		1	FRAME, SUPPORT - TOP COWL
16	37640		1	MOUNT, RUBBER - SUPPORT FRAME
17	13-26993		1	LOCKWASHER, RUBBER MOUNT
18	11-28770		1	NUT, RUBBER MOUNT
19	10-37562		2	SCREW, SUPPORT FRAME TO FRONT FRAME (1")
20	13-26993		2	LOCKWASHER, SUPPORT FRAME SCREW
21	37639		3	MOUNT, RUBBER - TOP COWL FRAME
22	11-35888		3	NUT, RUBBER MOUNT (UPPER)
23	11-46887		3	NUT, RUBBER MOUNT (LOWER)
24	52468		1	BRACKET, TOP COWL SUPPORT - REAR
25	31014		2	MOUNT, RUBBER - REAR SUPPORT BRACKET
26	13-26992		2	LOCKWASHER, RUBBER MOUNT TO REAR SUPPORT BRACKET
27	11-29598		2	NUT, RUBBER MOUNT TO REAR SUPPORT BRACKET
28	10-37562		4	SCREW, REAR BRACKET TO FRAME (1")
29	13-26993		4	LOCKWASHER, REAR BRACKET SCREW
30	10-37562		4	SCREW, REAR SUPPORT BRACKET TO BOTTOM COWL (1")
31	13-26993		4	LOCKWASHER, REAR SUPPORT BRACKET SCREW
32	73396		1	FRAME, FRONT SUPPORT
33	10-37562		2	SCREW, SILENCER COVER
34	13-26993		2	LOCKWASHER, FRAME SCREW

CONTINUED ON NEXT PAGE ➡

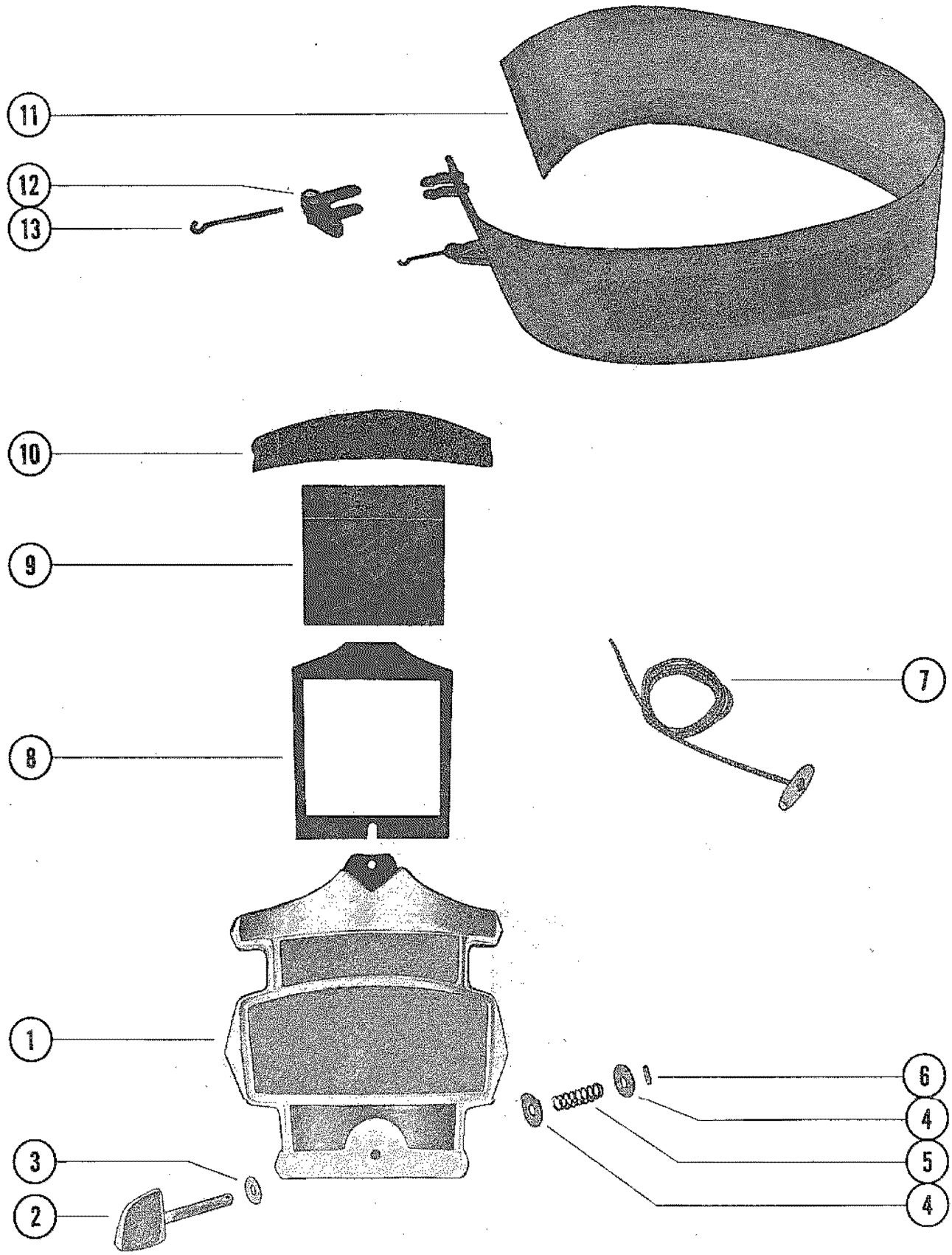
TOP COWL AND SUPPORT BRACKETS



TOP COWL AND SUPPORT BRACKETS

REF. NO.	PART NO.	SYM.	QTY.	DESCRIPTION
35	73406A1		1	COVER ASSEMBLY, SILENCER SERIAL UNITED STATES 4366802 THRU 4590511 BELGIUM 9110014 THRU 9139349 CANADA 7071373 THRU 7091097
36	27-73399		1	GASKET, SILENCER COVER UNITED STATES 4366802 THRU 4590511 BELGIUM 9110014 THRU 9139349 CANADA 7071373 THRU 7091097
35	76226A1		1	COVER ASSEMBLY, SILENCER SERIAL UNITED STATES 4590512 AND UP AUSTRALIA 8043775 AND UP BELGIUM 9139350 AND UP CANADA 7091098 AND UP
36	27-76168A1		1	GASKET, SILENCER COVER UNITED STATES 4590512 AND UP AUSTRALIA 8043775 AND UP BELGIUM 9139350 AND UP CANADA 7091098 AND UP
37	10-28638		2	SCREW, COVER TO FRONT SUPPORT FRAME (3/4")

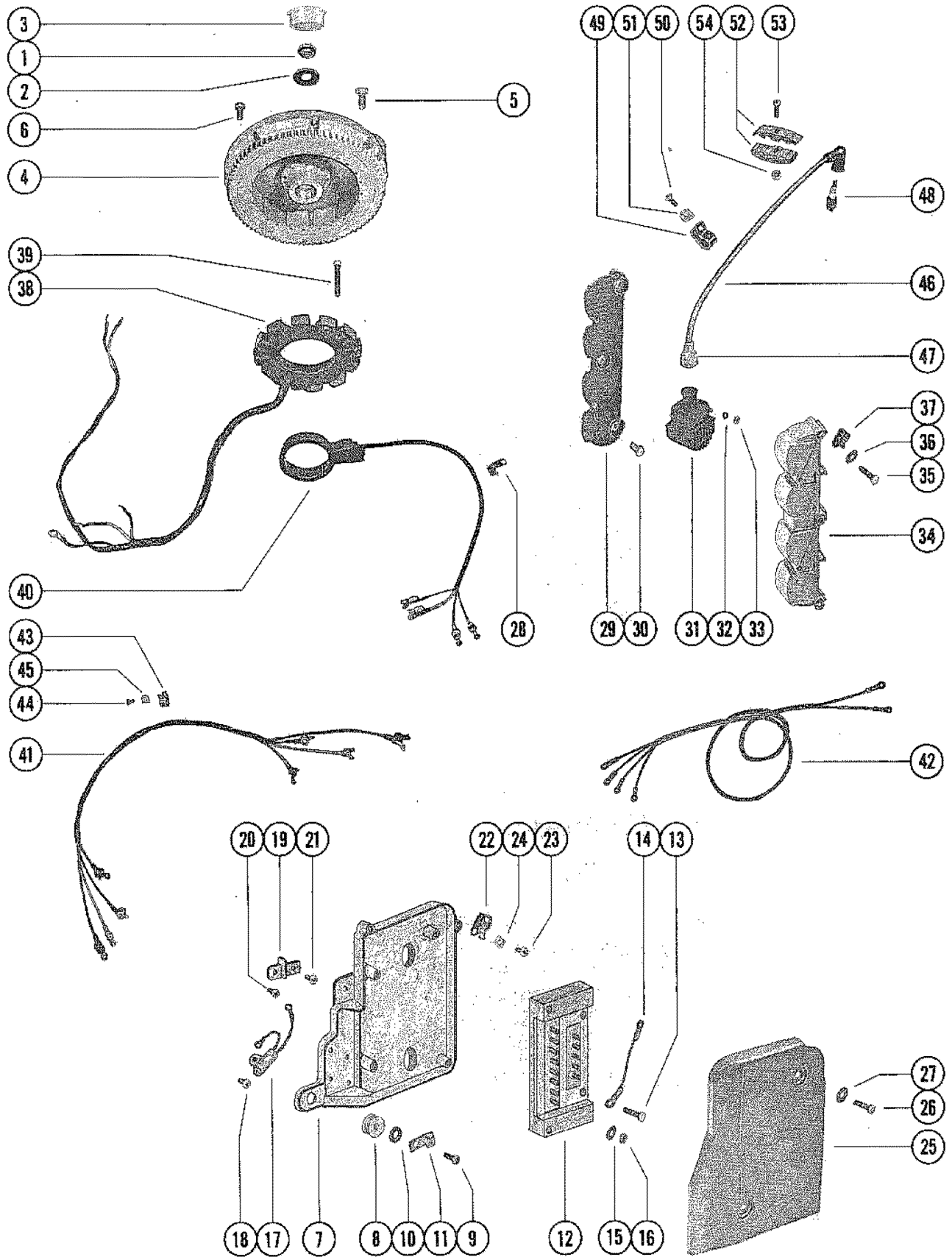
COWLING AND FRONT COVER



COWLING AND FRONT COVER

REF. NO.	PART NO.	SYM.	QTY.	DESCRIPTION
1	2104-5642A8		1	COWL FRONT COVER ASSEMBLY
2	73786		1	KNOB, COWL FRONT COVER FASTENING
3	12-30771		1	WASHER, COVER FASTENING KNOB (RUBBER)
4	12-75246		2	WASHER, COVER FASTENING KNOB (STEEL)
5	24-32271		1	SPRING, TENSION - COVER FASTENING KNOB
6	17-29077		1	ROLL PIN, TENSION SPRING TO KNOB
7	47341A1		1	ROPE, STARTER (FOR MANUAL STARTING ONLY)
8	71040		1	SEAL, SOUND ABSORBING
9	38674		1	BLANKET, SOUND ABSORBING
10	54143		1	SEAL, SOUND - UPPER
11	2119-3248A16		1	WRAP AROUND COWL ASSEMBLY
12	46785A1		2	COWL LATCH ASSEMBLY
13	30413		2	HOOK, COWL LATCH FASTENING
-	92-25234--1		1	GLUE, ADHESIVE - SOUND BLANKET FASTENING

FLYWHEEL, STATOR AND IGNITION COIL

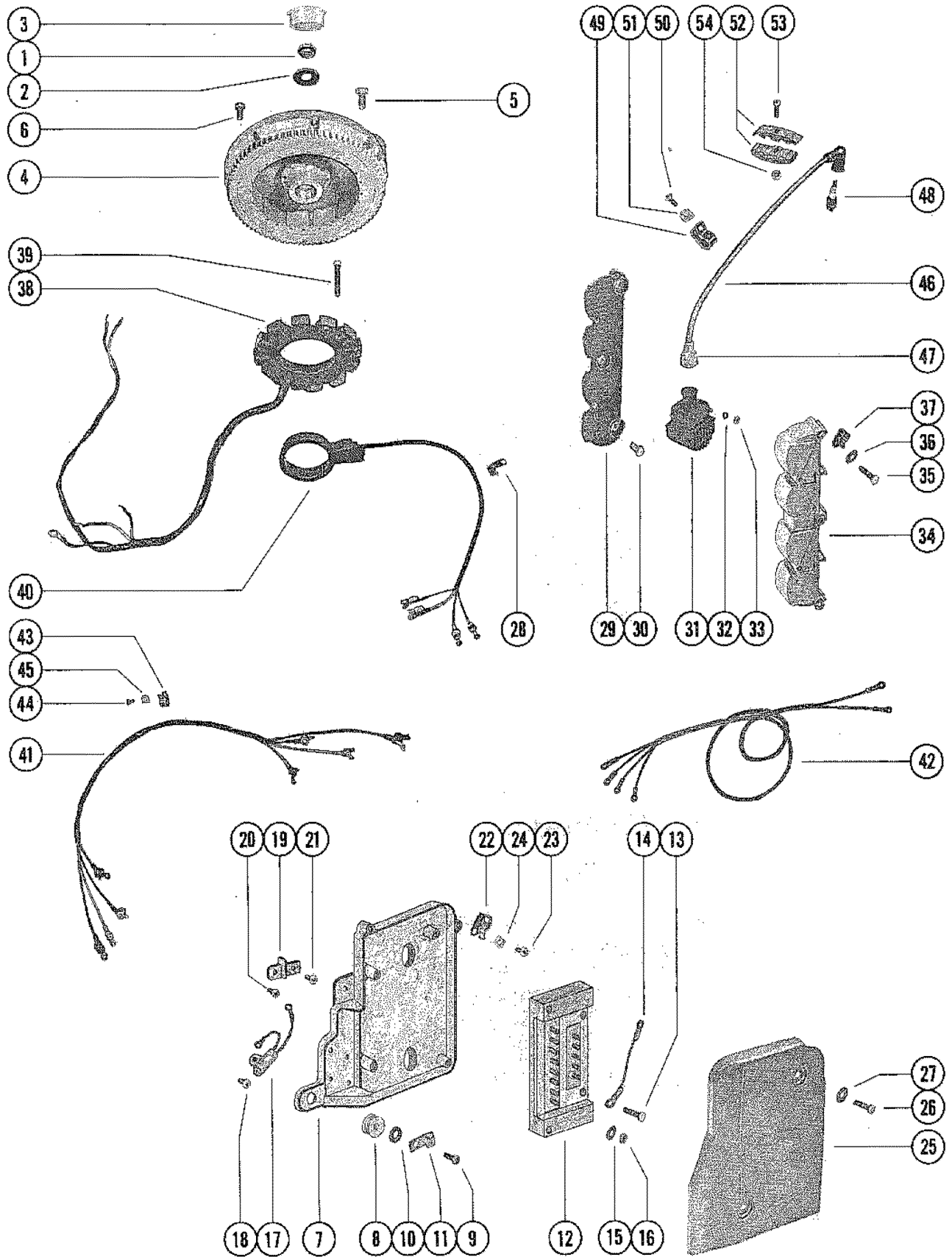


FLYWHEEL, STATOR AND IGNITION COIL

REF. NO.	PART NO.	SYM.	QTY.	DESCRIPTION
1	11-52901		1	NUT, FLYWHEEL
2	12-68229		1	WASHER, FLYWHEEL NUT
3	19-45907		1	PLUG, FLYWHEEL PULLER THREADS
4	248-5977A6		1	FLYWHEEL ASSEMBLY UNITED STATES 4366802 THRU 4590511 BELGIUM 9110014 THRU 9139349 CANADA 7071373 THRU 7091097
	248-5977A9		1	FLYWHEEL ASSEMBLY UNITED STATES 4590512 AND UP AUSTRALIA 8043775 AND UP BELGIUM 9139350 AND UP CANADA 7091098 AND UP
5	10-68997		8	SCREW, PLATE/HUB TO FLEXIBLE PLATE (3/4")
6	10-32417		8	SCREW, FLEXIBLE PLATE TO FLYWHEEL (5/8")
7	73189		1	PLATE, SWITCH BOX
8	25-57009		3	GROMMET, SWITCH BOX PLATE
9	10-59645		3	SCREW, SWITCH BOX PLATE TO CYLINDER BLOCK (3/4")
10	12-56720		3	WASHER, SWITCH BOX PLATE SCREW
11	54-47483		1	"J" CLIP, SWITCH BOX WIRES AND FUEL LINE
12	332-5772A1		1	SWITCH BOX ASSEMBLY
13	10-20619		4	SCREW, SWITCH BOX TO PLATE (1 3/8")
14	84-65999A5		2	WIRE ASSEMBLY
15	13-26996		13	LOCKWASHER, SWITCH BOX TERMINAL
16	11-45076		13	NUT, SWITCH BOX TERMINAL
17	58124A19		1	MERCURY SWITCH ASSEMBLY
18	10-37571		1	SCREW, MERCURY SWITCH TO PLATE (1/2")
19	86-66986		1	TERMINAL BLOCK
20	10-20646		1	SCREW, TERMINAL BLOCK TO PLATE (5/8")
21	10-37655		1	SCREW, WIRE TO TERMINAL BLOCK (1/2")
22	54-23567		2	CLIP, WIRES AND HARNESS
23	10-62568		2	SCREW, CLIP TO PLATE (3/8")
24	69205		2	"D" WASHER, CLIP SCREW
25	73407		1	COVER, SWITCH BOX UNITED STATES 4366802 THRU 4590511 BELGIUM 9110014 THRU 9139349 CANADA 7071373 THRU 7091097
26	10-20616		1	SCREW, COVER TO PLATE (1/2") UNITED STATES 4366802 THRU 4590511 BELGIUM 9110014 THRU 9139349 CANADA 7071373 THRU 7091097
27	12-20533		2	WASHER, COVER SCREW UNITED STATES 4366802 THRU 4590511 BELGIUM 9110014 THRU 9139349 CANADA 7071373 THRU 7091097
28	54-47483		1	"J" CLAMP, TRIGGER PLATE HARNESS
29	73395		1	PLATE, MOUNTING - IGNITION COIL
30	10-28668		3	SCREW, MOUNTING PLATE TO CRANKCASE (7/8")
31	339-5748A2		4	IGNITION COIL ASSEMBLY
32	13-26996		8	LOCKWASHER, IGNITION COIL TERMINAL
33	11-45076		8	NUT, IGNITION COIL TERMINAL
34	73192		1	COVER, IGNITION COIL
35	10-69046		5	SCREW, COVER TO MOUNTING PLATE (2")

CONTINUED ON NEXT PAGE ➡

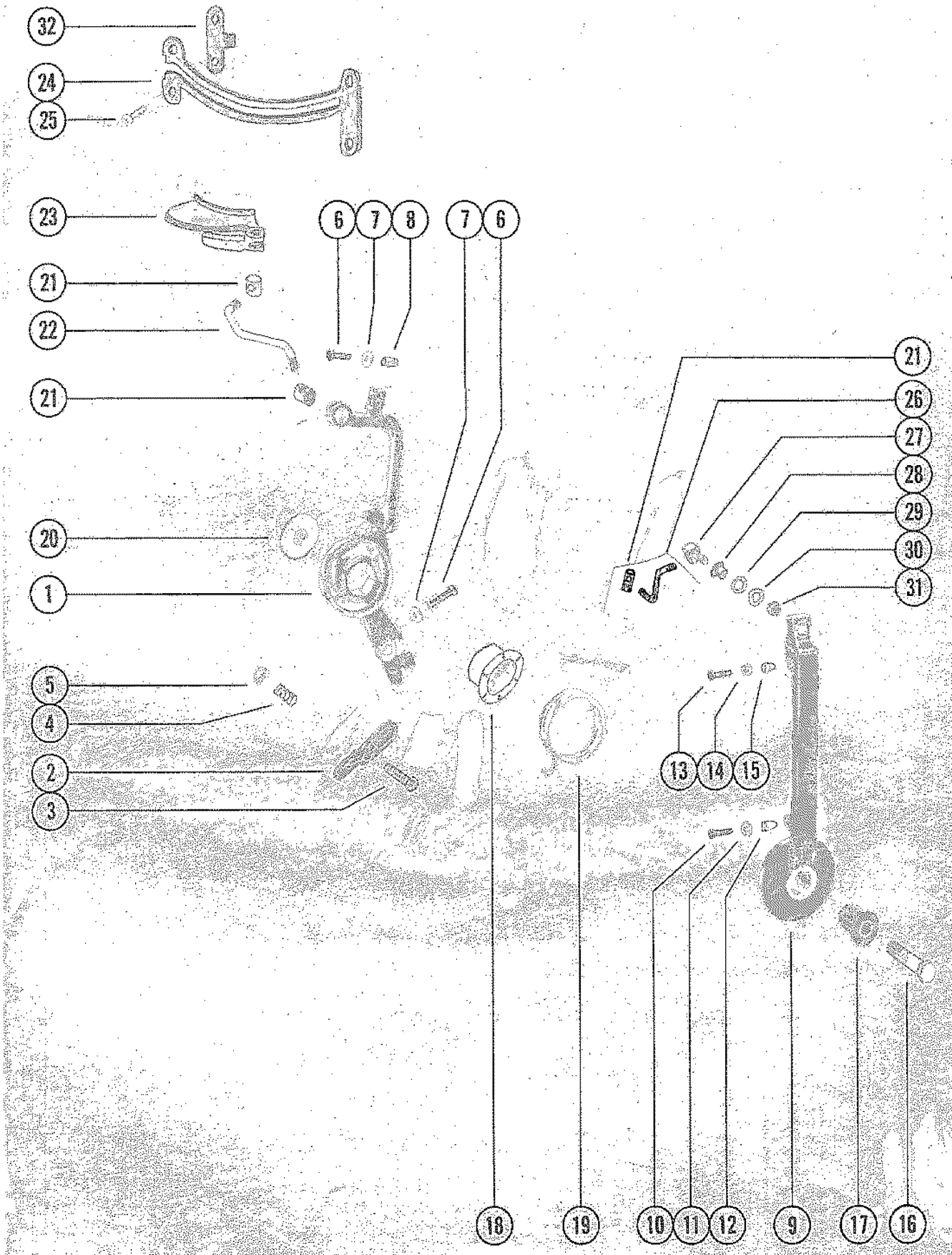
FLYWHEEL, STATOR AND IGNITION COIL



FLYWHEEL, STATOR AND IGNITION COIL

REF. NO.	PART NO.	SYM.	QTY.	DESCRIPTION
36	12-30164		5	WASHER, COVER SCREW
37	54-22740		1	CLIP, NYLON - IGNITION COIL COVER SCREW
38	398-5919A3		1	STATOR ASSEMBLY
39	10-63136		4	SCREW, STATOR TO UPPER END CAP (7/8")
40	73410A1		1	TRIGGER PLATE ASSEMBLY SEE NOTE ON GRID E4 SEE NOTE ON GRID E4
41	84-73362A1		1	HARNESS ASSEMBLY, IGNITION COIL SEE NOTE ON GRID E4
42	84-74901		1	HARNESS, GROUNDING
43	54-28700		2	CLAMP, HARNESS ATTACHING
44	10-48408		2	SCREW, CLAMP TO CRANKCASE (1/2")
45	12-56681		2	WASHER, HARNESS CLAMP SCREW
46	84-73451A8		4	WIRE ASSEMBLY, SPARK PLUG
47	332-2854		4	BOOT, IGNITION COIL END
48	33-57451		4	SPARK PLUG (AC#V40FFM)
49	54-39844		2	CLAMP, SPARK PLUG WIRE
50	10-48408		1	SCREW, CLAMP TO EXHAUST MANIFOLD COVER (1/2")
51	69205		1	"D" WASHER, CLAMP SCREW
52	63319		2	RETAINER, SPARK PLUG WIRE
53	10-46378		1	SCREW, RETAINER TO CYLINDER BLOCK COVER (1")
54	11-20013		1	NUT, RETAINER SCREW

THROTTLE LEVER AND SPARK ADVANCE LEVER

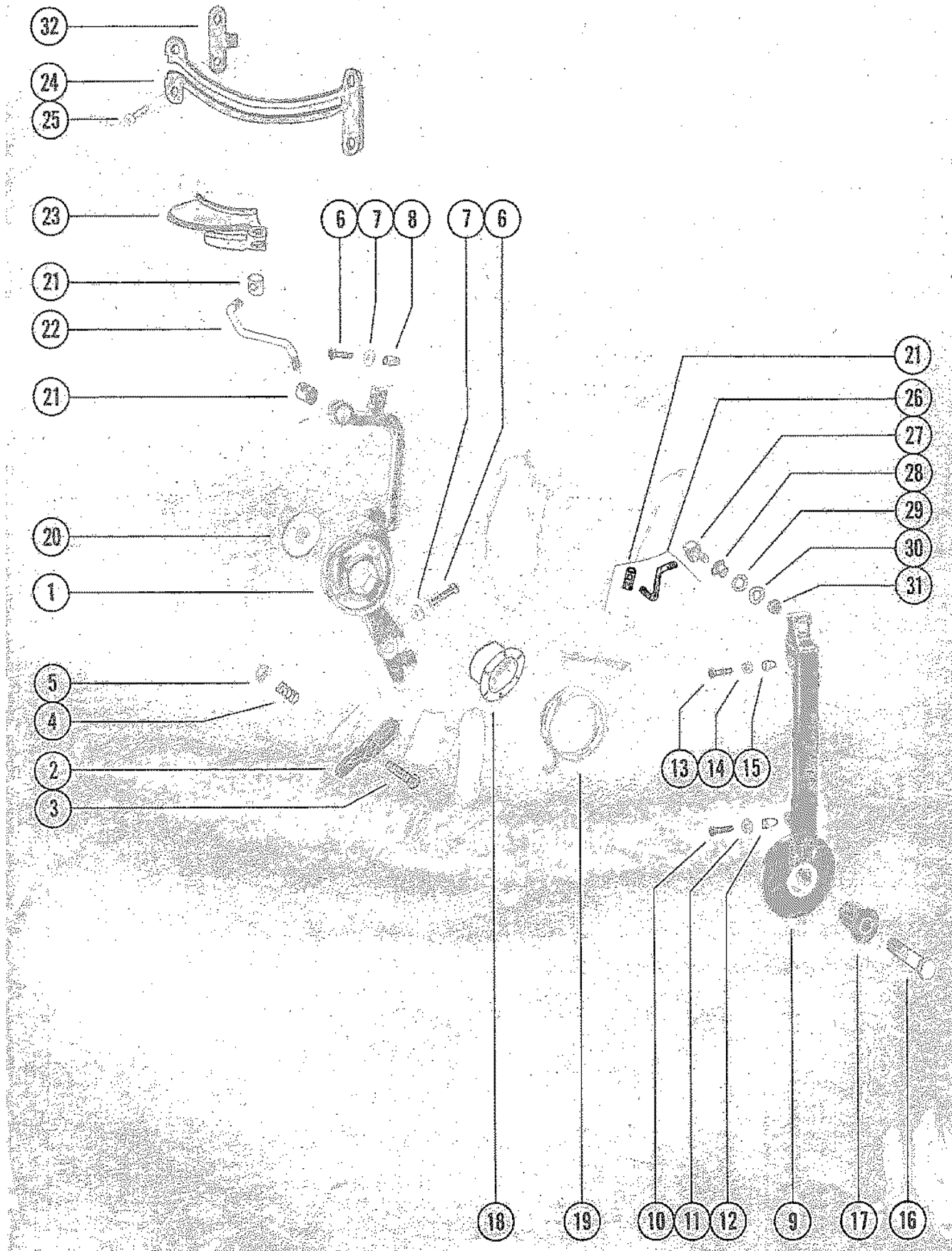


THROTTLE LEVER AND SPARK ADVANCE LEVER

REF. NO.	PART NO.	SYM.	QTY.	DESCRIPTION
1	73416		1	LEVER, THROTTLE
2	73404		1	LATCH, THROTTLE LEVER (THROTTLE CABLE)
3	10-59702		1	SCREW, LATCH TO THROTTLE LEVER (7/8")
4	24-20099		1	SPRING, LATCH SCREW
5	11-36069		1	NUT, LATCH SCREW
6	10-73654		2	SCREW, ADJUSTING - THROTTLE LEVER (1 3/4")
7	11-64484		2	NUT, JAM - ADJUSTING SCREW
8	52023		1	CAP, NYLON - ADJUSTING SCREW
9	73414		1	ARM, SPARK ADVANCE
10	10-73656		1	SCREW, ADJUSTING - SPARK ADVANCE ARM (1 3/8")
11	11-68219		1	NUT, JAM - ADJUSTING SCREW
12	48039		1	CAP, NYLON - ADJUSTING SCREW
13	10-73655		1	SCREW, ADJUSTING - SPARK ADVANCE ARM (2")
14	11-64484		1	NUT, JAM - ADJUSTING SCREW
15	52023		1	CAP, NYLON - ADJUSTING SCREW
16	10-55337		1	SCREW, LEVER AND ARM TO CYLINDER BLOCK (1 3/4")
17	23-55164		1	BUSHING, LEVER AND ARM SCREW
18	23-55171		1	BUSHING, FLANGE - LEVER AND ARM SCREW
19	24-73375		1	SPRING, RETURN - LEVER AND ARM SCREW
20	12-46765		1	WASHER, LEVER AND ARM SCREW
21	60572		3	BARREL, NYLON - LEVER AND ARM
22	73374		1	LINK ROD, THROTTLE
23	73432		1	CAM, THROTTLE
24	73405		1	HOUSING, CAM UNITED STATES 4366802 THRU 4590511 BELGIUM 9110014 THRU 9139349 CANADA 7071373 THRU 7091097
	77001		1	HOUSING, THROTTLE CAM UNITED STATES 4590512 AND UP AUSTRALIA 8043775 AND UP BELGIUM 9139350 AND UP CANADA 7091098 AND UP
25	10-60605		4	SCREW, HOUSING TO CRANKCASE (3/4")
26	73373		1	LINK ROD, SPARK ADVANCE - SEE NOTE BELOW
27	76158A1		1	SWIVEL ASSEMBLY, LINK ROD TO ARM UNITED STATES 4366802 THRU 4590511 BELGIUM 9110014 THRU 9139349 CANADA 7071373 THRU 7091097
	76700A1		1	SWIVEL ASSEMBLY, LINK ROD TO ARM UNITED STATES 4590512 AND UP AUSTRALIA 8043775 AND UP BELGIUM 9139350 AND UP CANADA 7091098 AND UP
28	23-26856		1	BUSHING, NYLON - LINK ROD SWIVEL
29	13-29402		1	WAVE WASHER, LINK ROD SWIVEL
30	12-33786		1	WASHER, LINK ROD SWIVEL
31	11-20110		1	NUT, LINK ROD SWIVEL

CONTINUED ON NEXT PAGE ➡

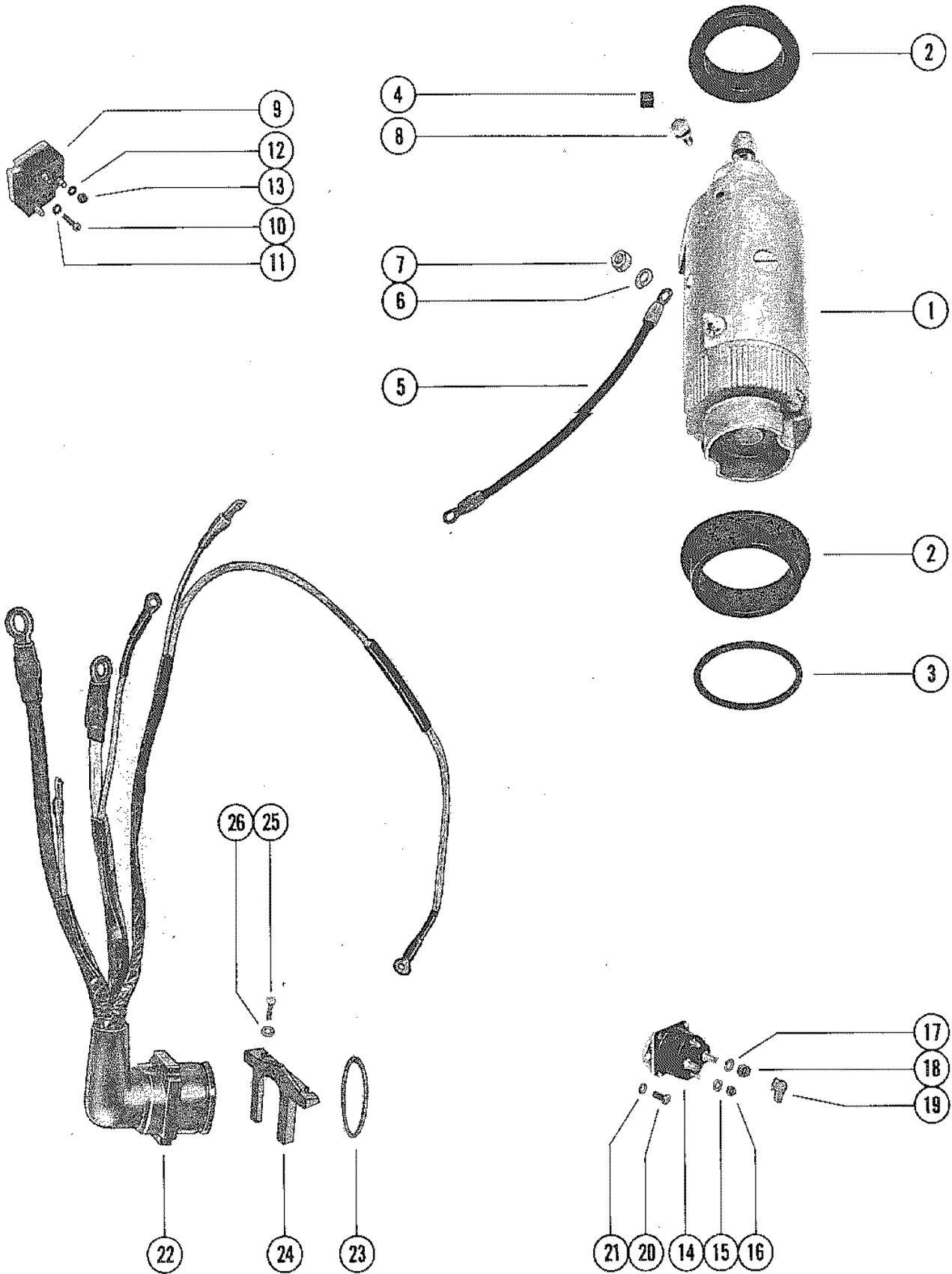
THROTTLE LEVER AND SPARK ADVANCE LEVER



THROTTLE LEVER AND SPARK ADVANCE LEVER

REF. NO.	PART NO.	SYM.	QTY.	DESCRIPTION
32	77158		1	SPACER, THROTTLE CAM HOUSING UNITED STATES 4590512 AND UP AUSTRALIA 8043775 AND UP BELGIUM 9139350 AND UP CANADA 7091098 AND UP
26	77010		1	LINK ROD, SPARK ADVANCE
40	77000A2		1	TRIGGER PLATE ASSEMBLY
41	84-77617		1	HARNESS, PRIMARY (CYLINDERS 1 AND 2)
42	84-77618		1	HARNESS, PRIMARY (CYLINDERS 3 AND 4)

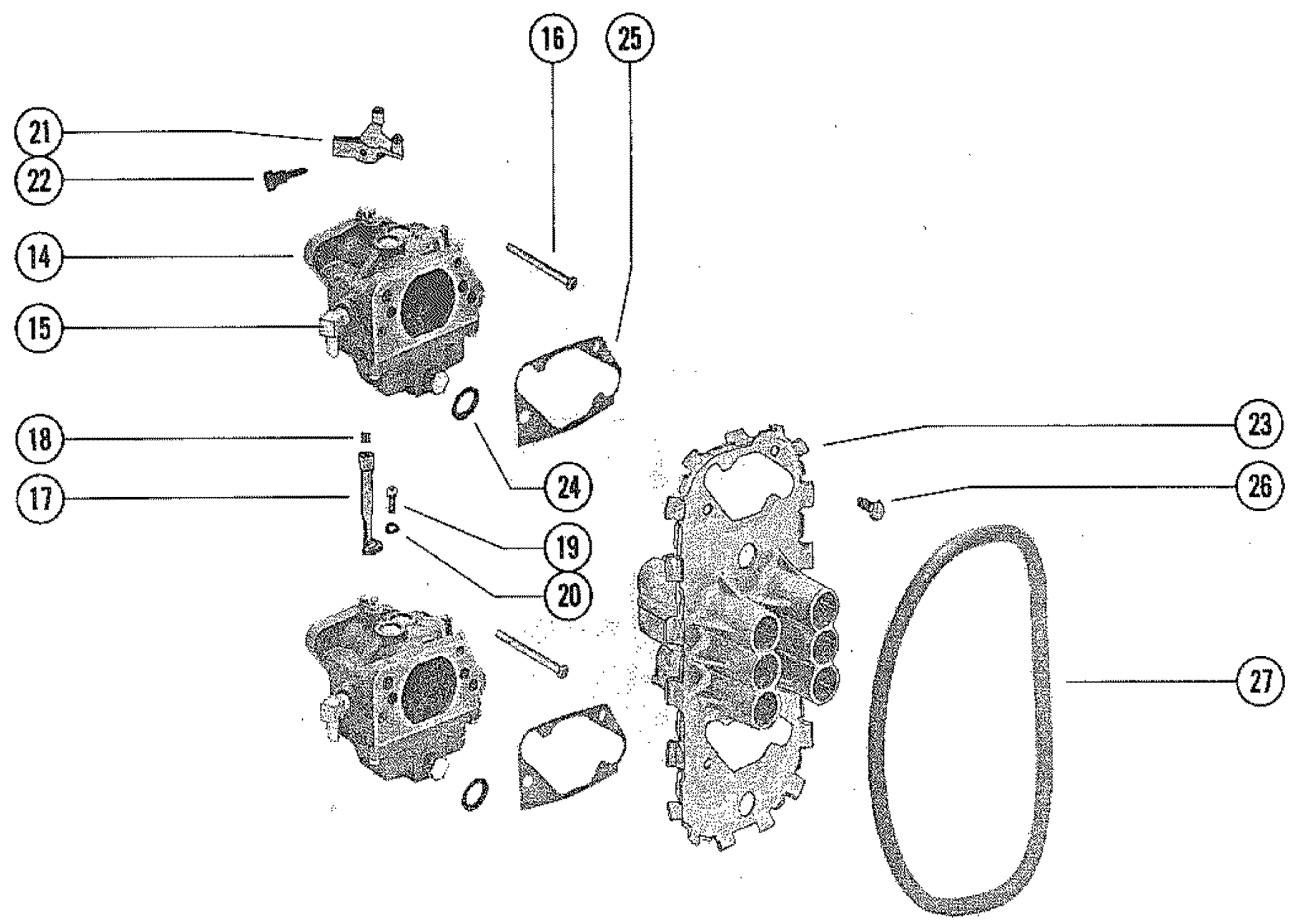
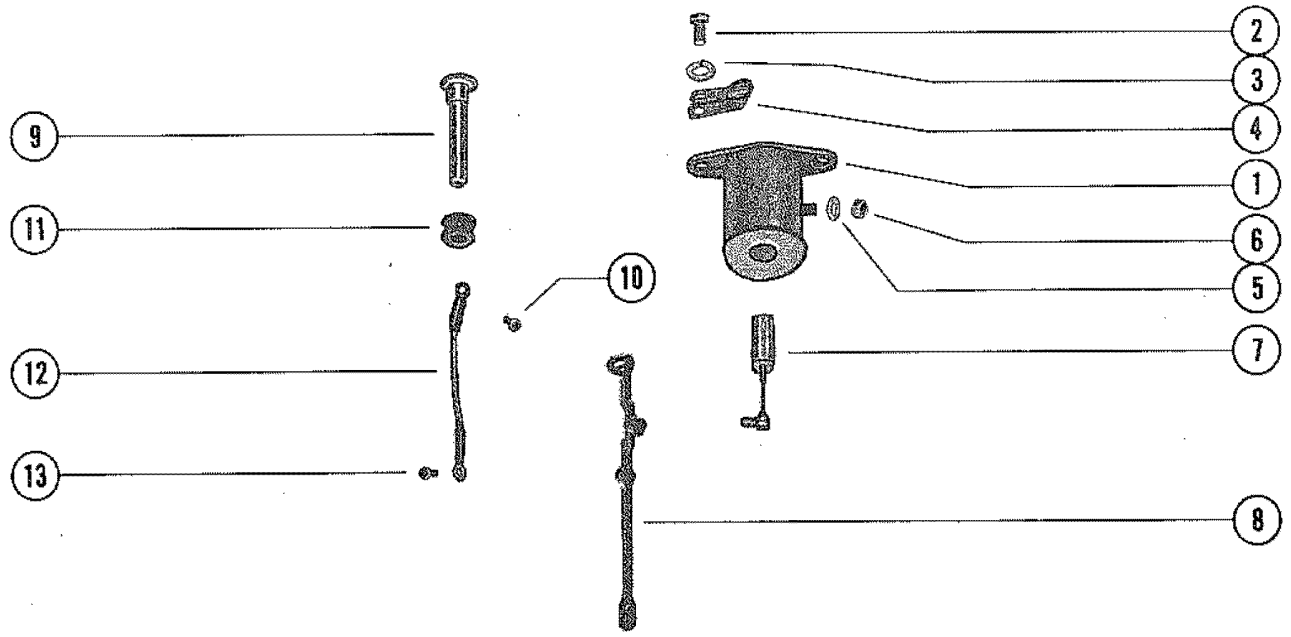
STARTER MOTOR AND WIRING HARNESS



STARTER MOTOR AND WIRING HARNESS

REF. NO.	PART NO.	SYM.	QTY.	DESCRIPTION
1	50-66015		1	STARTER MOTOR
2	56703		2	COLLAR, RUBBER - STARTER MOTOR
3	23-56774		1	SPACER, COLLAR TO BRACKET
4	57247		2	STOP, RUBBER - STARTER MOTOR
5	84-66053A1		1	WIRE ASS'Y, STARTER MOTORE/STARTER SOLENOID (YELLOW)
6	13-26992		1	LOCKWASHER, STARTER MOTOR TERMINAL
7	11-64015		1	NUT, STARTER MOTOR TERMINAL
8	10-69035		1	SCREW, WIRING HARNESS TO STARTER MOTOR (5/8")
9	62351A1		1	RECTIFIER ASSEMBLY
10	10-37656		2	SCREW, RECTIFIER TO PLATE (5/8")
11	12-30164		2	WASHER, RECTIFIER SCREW
12	13-26996		3	LOCKWASHER, RECTIFIER TERMINAL
13	11-45076		3	NUT, RECTIFIER TERMINAL
14	89-68258		1	STARTER SOLENOID
15	13-26996		2	LOCKWASHER, SOLENOID TERMINAL (#10)
16	11-68219		2	NUT, SOLENOID TERMINAL (#10)
17	13-26993		2	LOCKWASHER, SOLENOID TERMINAL (5/16")
18	11-68292		2	NUT, SOLENOID TERMINAL (5/16")
19	46265		1	BOOT, TERMINAL - STARTER SOLENOID
20	10-38601		2	SCREW, SOLENOID TO BOTTOM COWL (5/8")
21	13-26992		2	WASHER, SOLENOID SCREW
22	84-73369		1	WIRING HARNESS (INTERNAL)
23	24-28975		1	SPRING, GARTER - INTERNAL WIRING HARNESS
24	54-76368		1	CLAMP, WIRING HARNESS
25	10-69020		2	SCREW, WIRING HARNESS CLAMP TO BOTTOM COWL (7/8")
26	12-30164		2	WASHER, WIRING HARNESS CLAMP SCREW

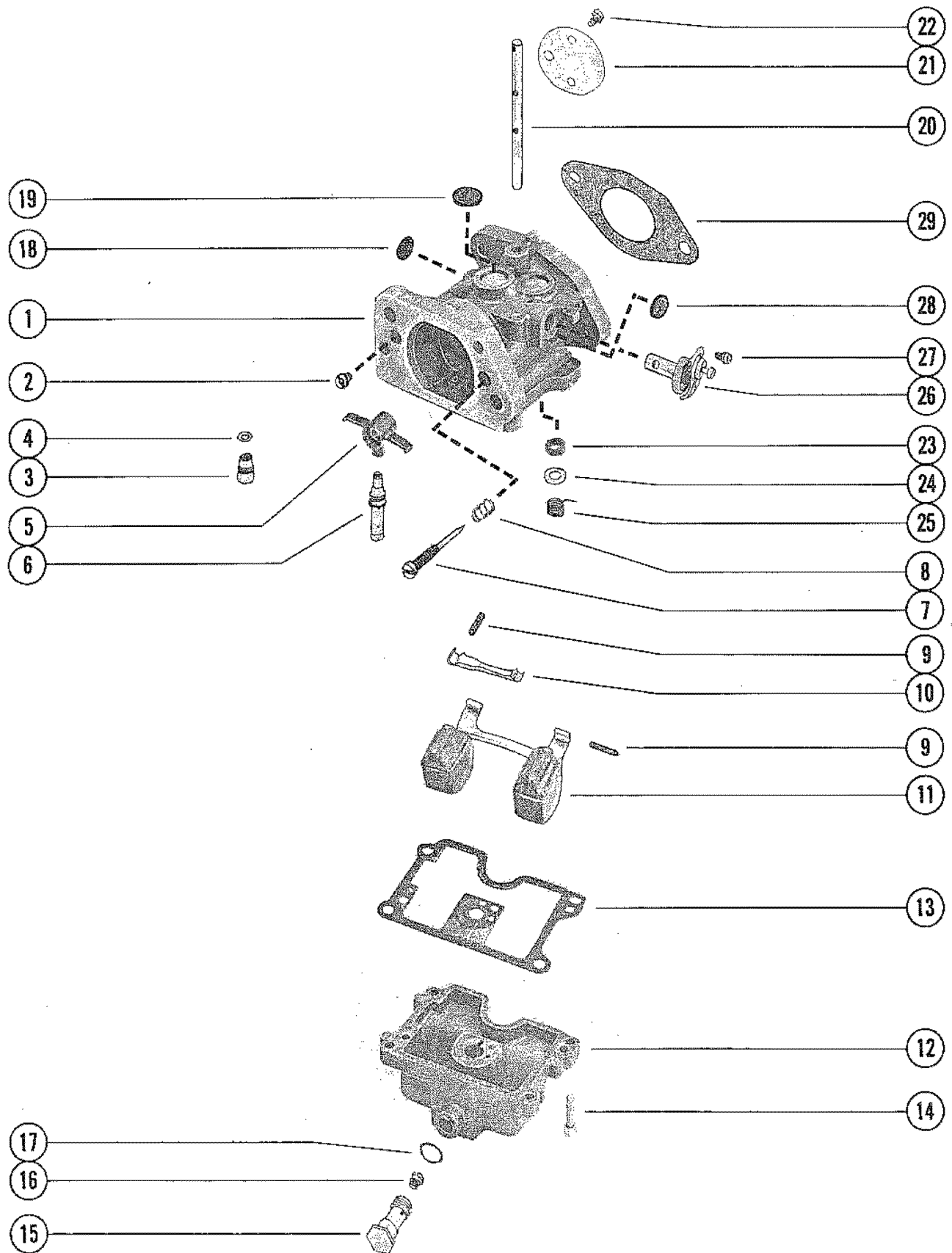
CARBURETOR LINKAGE



CARBURETOR LINKAGE

REF. NO.	PART NO.	SYM.	QTY.	DESCRIPTION
1	54293A4		1	CHOKE SOLENOID ASSEMBLY
2	10-59645		2	SCREW, CHOKE SOLENOID TO FRONT BRACKET (3/4")
3	13-26993		2	LOCKWASHER, CHOKE SOLENOID SCREW
4	54-52905		1	CLAMP, HARNESS - CHOKE SOLENOID SCREW
5	13-26996		1	LOCKWASHER, CHOKE SOLENOID TERMINAL
6	11-68219		1	NUT, CHOKE SOLENOID TERMINAL
7	56074A2		1	PLUNGER AND LINK ASSEMBLY
8	73400		1	CHOKE ROD
9	73755A1		1	CHOKE KNOB ASSEMBLY
10	10-76196		1	SCREW, WIRE TO CHOKE KNOB
11	25-20116		1	GROMMET, CHOKE KNOB
12	84-74263		1	WIRE, CHOKE KNOB TO CHOKE ROD (BLACK)
13	10-62568		1	SCREW, WIRE TO CHOKE ROD
14	1379-6071A4		2	CARBURETOR ASSEMBLY UNITED STATES 4366802 THRU 4423111 BELGIUM 9110014 THRU 9139349 CANADA 7071373 THRU 7082022
	1379-6071A11		2	CARBURETOR ASSEMBLY UNITED STATES 4423112 AND UP AUSTRALIA 8043775 AND UP BELGIUM 9139350 AND UP CANADA 7082023 AND UP
15	22-64704		2	ELBOW, CARBURETOR
16	10-52743		4	SCREW, CARBURETOR TO CRANKCASE (3 3/4")
17	53720A2		1	COUPLING ASSEMBLY (LOWER CARBURETOR)
18	53665		1	INSERT, COUPLING
19	10-66104		1	SCREW, COUPLING TO CARBURETOR (3/4")
20	12-74726		1	WASHER, COUPLING SCREW
21	73847		1	ACTUATOR, THROTTLE (UPPER CARBURETOR)
22	10-60293		1	SCREW, ACTUATOR TO UPPER CARBURETOR (1/2")
23	73408		1	PLATE, CARBURETOR
24	27-73398		2	GASKET, CARBURETOR PLATE
25	27-76952		2	GASKET, CARBURETOR PLATE TO CARBURETOR
26	10-28635		4	SCREW, PLATE TO CARBURETOR (5/8")
27	73647		1	SEAL, CARBURETOR PLATE

CARBURETOR ASSEMBLY

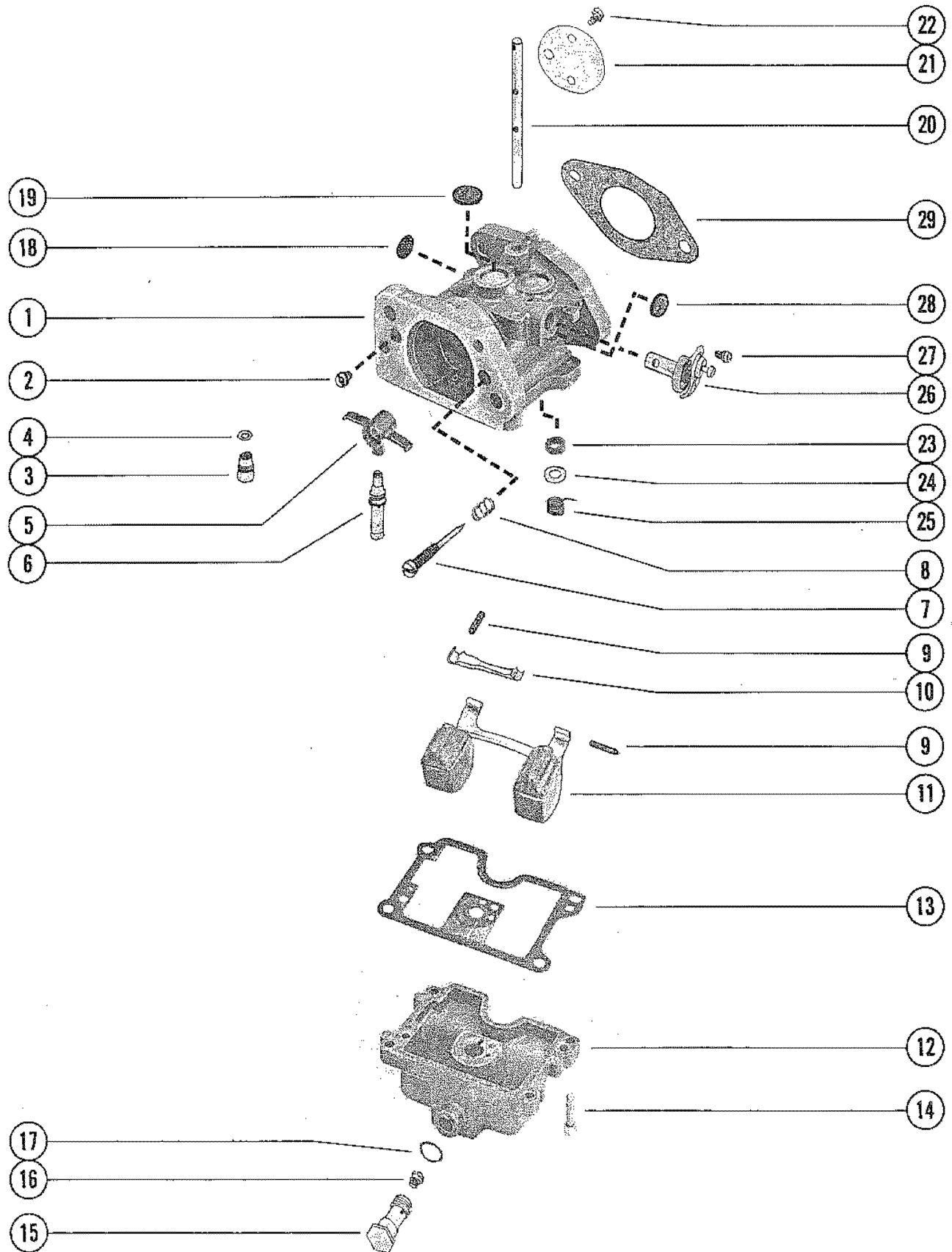


CARBURETOR ASSEMBLY

REF. NO.	PART NO.	SYM.	QTY.	DESCRIPTION
1	1379-6071A4		2	CARBURETOR ASSEMBLY, COMPLETE UNITED STATES 4366802 THRU 4423111 BELGIUM 9110014 THRU 9139349 CANADA 7071373 THRU 7082022
	1379-6071A11		2	CARBURETOR ASSEMBLY, COMPLETE UNITED STATES 4423112 AND UP AUSTRALIA 8043775 AND UP BELGIUM 9139350 AND UP CANADA 7082023 AND UP
2	1395-6201		2	JET, VENT BOWL (.080) UNITED STATES 4366802 THRU 4423111 BELGIUM 9110014 THRU 9139349 CANADA 7071373 THRU 7082022
	1399-3795		2	JET, VENT BOWL (.072) UNITED STATES 4423112 AND UP AUSTRALIA 8043775 AND UP BELGIUM 9139350 AND UP CANADA 7082023 AND UP
3	1395-4555		2	INLET NEEDLE AND SEAT
4			2	GASKET, INLET NEEDLE AND SEAT
5	1395-6685		2	VENTURI ASSEMBLY
6			2	NOZZLE
7			2	IDLE NEEDLE
8			2	SPRING, IDLE MIXTURE
9			6	PIN, FLOAT
10			2	LEVER, FLOAT
11	1395-6197		2	FLOAT
12	1395-6195		2	FUEL BOWL UNITED STATES 4366802 THRU 4423111 BELGIUM 9110014 THRU 9139349 CANADA 7071373 THRU 7082022
	1395-6488		2	FUEL BOWL UNITED STATES 4423112 AND UP AUSTRALIA 8043775 AND UP BELGIUM 9139350 AND UP CANADA 7082023 AND UP
13			2	GASKET, FUEL BOWL
14			8	SCREW, FUEL BOWL
15	1395-6199		2	PLUG, MAIN JET
16	1395-6202		2	JET MAIN (.088) UNITED STATES 4366802 THRU 4423111 BELGIUM 9110014 THRU 9139349 CANADA 7071373 THRU 7082022
	1395-6247		2	JET, MAIN (.090) UNITED STATES 4423112 AND UP AUSTRALIA 8043775 AND UP BELGIUM 9139350 AND UP CANADA 7082023 AND UP
17			2	GASKET, MAIN JET PLUG
18			2	SCREEN, FUEL INLET
19			4	WELCH PLUG (9/16")
20	1395-4807		2	SHAFT, THROTTLE
21	1395-6196		2	VALVE, THROTTLE
22			4	SCREW, VALVE TO THROTTLE SHAFT
23	1395-6204		2	SEAL, THROTTLE SHAFT
24	1395-6203		2	WASHER, THROTTLE SHAFT
25			2	SPRING, THROTTLE RETURN
26	1395-6198		2	VALVE ASSEMBLY, ENRICHMENT
27			2	SCREW, ENRICHMENT BRACKET

CONTINUED ON NEXT PAGE ➡

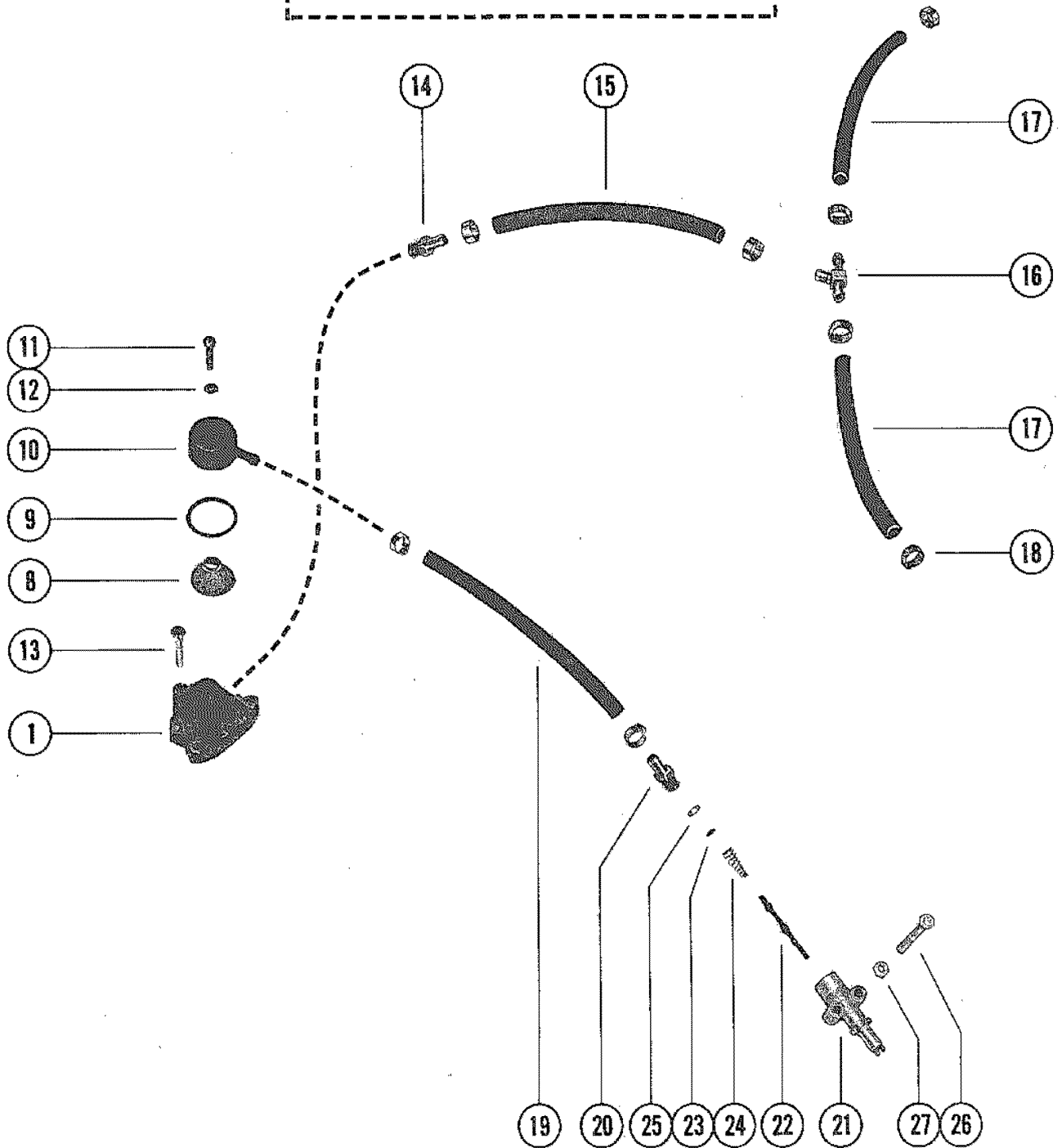
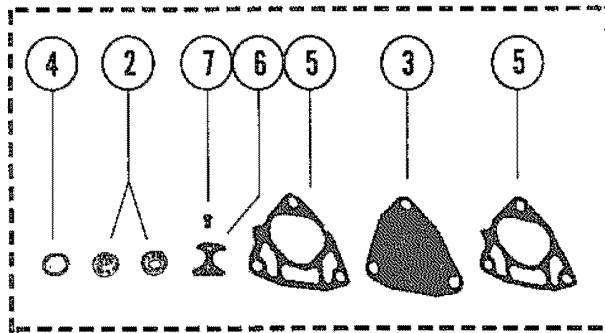
CARBURETOR ASSEMBLY



CARBURETOR ASSEMBLY

REF. NO.	PART NO.	SYM.	QTY.	DESCRIPTION
28			2	WELCH PLUG (7/16")
29	27-73377		2	GASKET, CARBURETOR
-	1395-6200		2	GASKET KIT
-	1395-6205		2	REPAIR PARTS KIT UNITED STATES 4366802 THRU 4423111 BELGIUM 9110014 THRU 9139349 CANADA 7071373 THRU 7082022
-	1395-6360		2	REPAIR PARTS KIT UNITED STATES 4423112 AND UP AUSTRALIA 8043775 AND UP BELGIUM 9139350 AND UP CANADA 7082023 AND UP

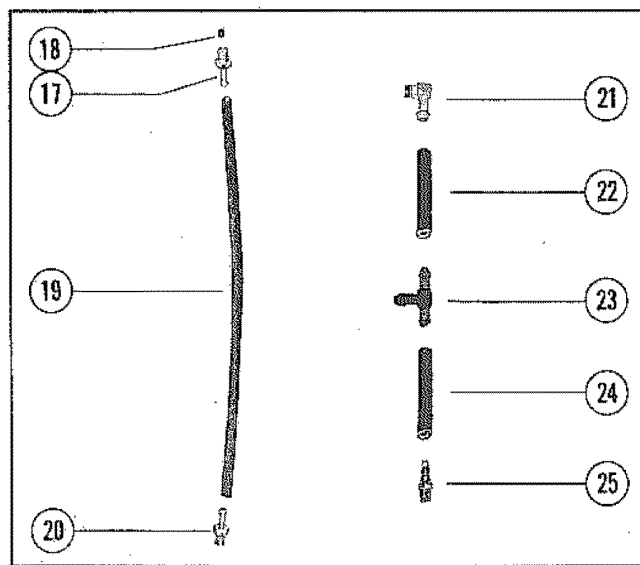
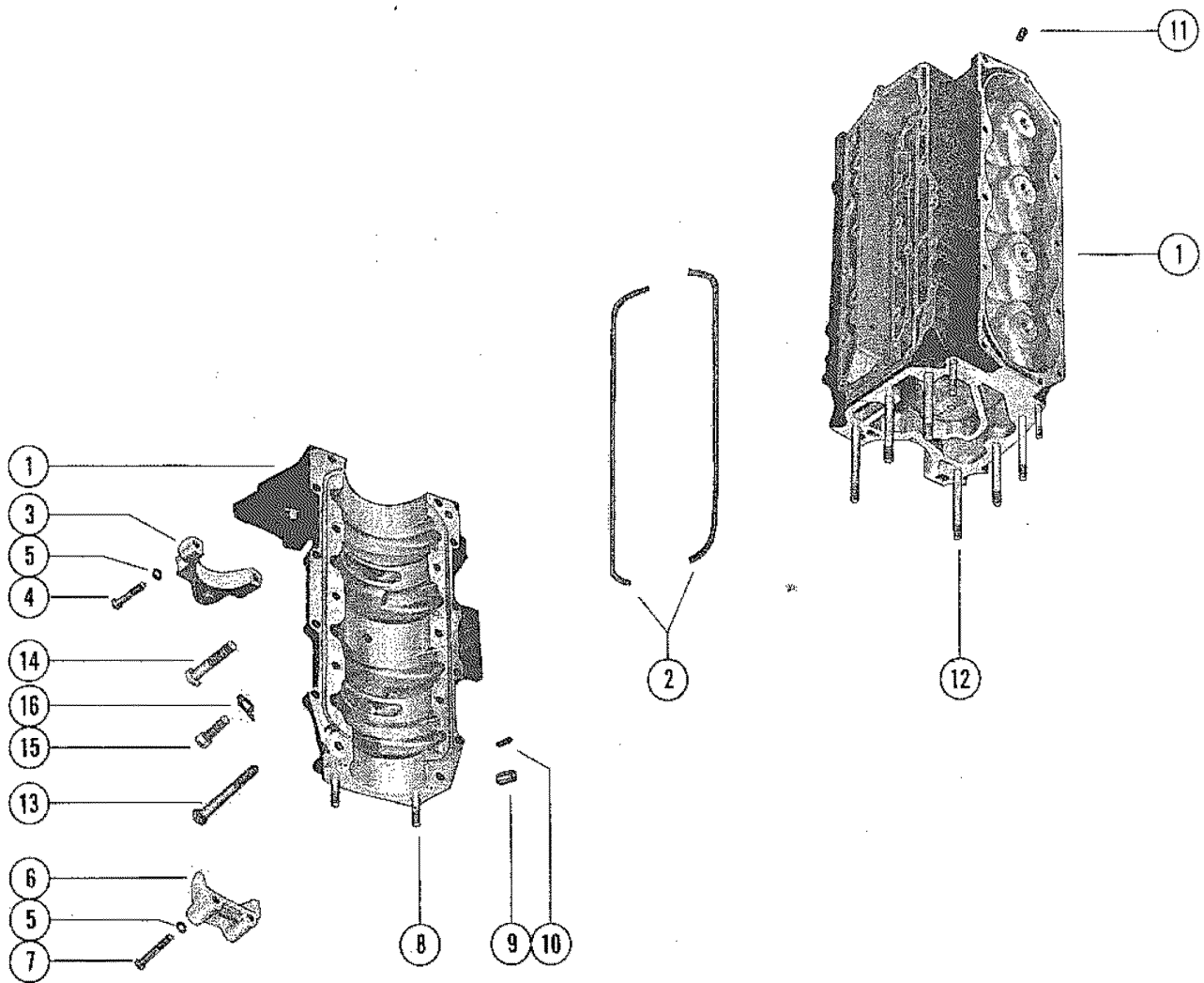
FUEL PUMP AND FUEL LINES



FUEL PUMP AND FUEL LINES

REF. NO.	PART NO.	SYM.	QTY.	DESCRIPTION
1	73434A1		1	FUEL PUMP ASSEMBLY
2	21-30430A5		1	CHECK VALVE ASSEMBLY
3	55278A2		1	DIAPHRAGM ASSEMBLY
4			2	GASKET, CHECK VALVE
5			2	GASKET, FUEL PUMP
6	23004		1	RETAINER, CHECK VALVE
7	10-20037		2	SCREW, CHECK VALVE TO FUEL PUMP (1/4")
8	35-73532		1	FUEL FILTER
9	25-47386		1	"O" RING, COVER TO FUEL PUMP
10	77885		1	COVER, FUEL PUMP
11	10-37370		1	SCREW, COVER TO FUEL PUMP (5/8")
12	27-25848		1	GASKET, COVER SCREW
13	10-70939		1	SCREW, FUEL PUMP TO UPPER TRANSFER COVER (1 7/8")
	10-27281		2	SCREW, FUEL PUMP TO UPPER TRANSFER COVER (1 3/8")
14	22-64705		1	FITTING, FUEL PUMP (OUTLET)
15	32-70432		1	FUEL LINE, TEE TO FUEL PUMP (11")
16	22-73318		1	TEE, FUEL LINE
17	32-70432		2	FUEL LINE, CARBURETOR TO TEE TO CARBURETOR (3")
18	54-68424		8	CLAMP, FUEL LINE ATTACHING
19	32-70432		1	FUEL LINE, ADAPTOR TO FUEL PUMP (15")
20	22-63187		1	FITTING, FUEL LINE TO ADAPTOR
21	22833		1	ADAPTOR, CHECK UNIT (FUEL LINE)
22	23069		1	STEM, CHECK UNIT ADAPTOR
23	25-20415		1	"O" RING, ADAPTOR STEM
24	24-23067		1	SPRING, ADAPTOR STEM
25	30188		1	CUP WASHER, ADAPTOR
26	10-69029		2	SCREW, ADAPTOR TO BOTTOM COWL (1 3/4")
27	11-36069		2	NUT, ADAPTOR SCREW

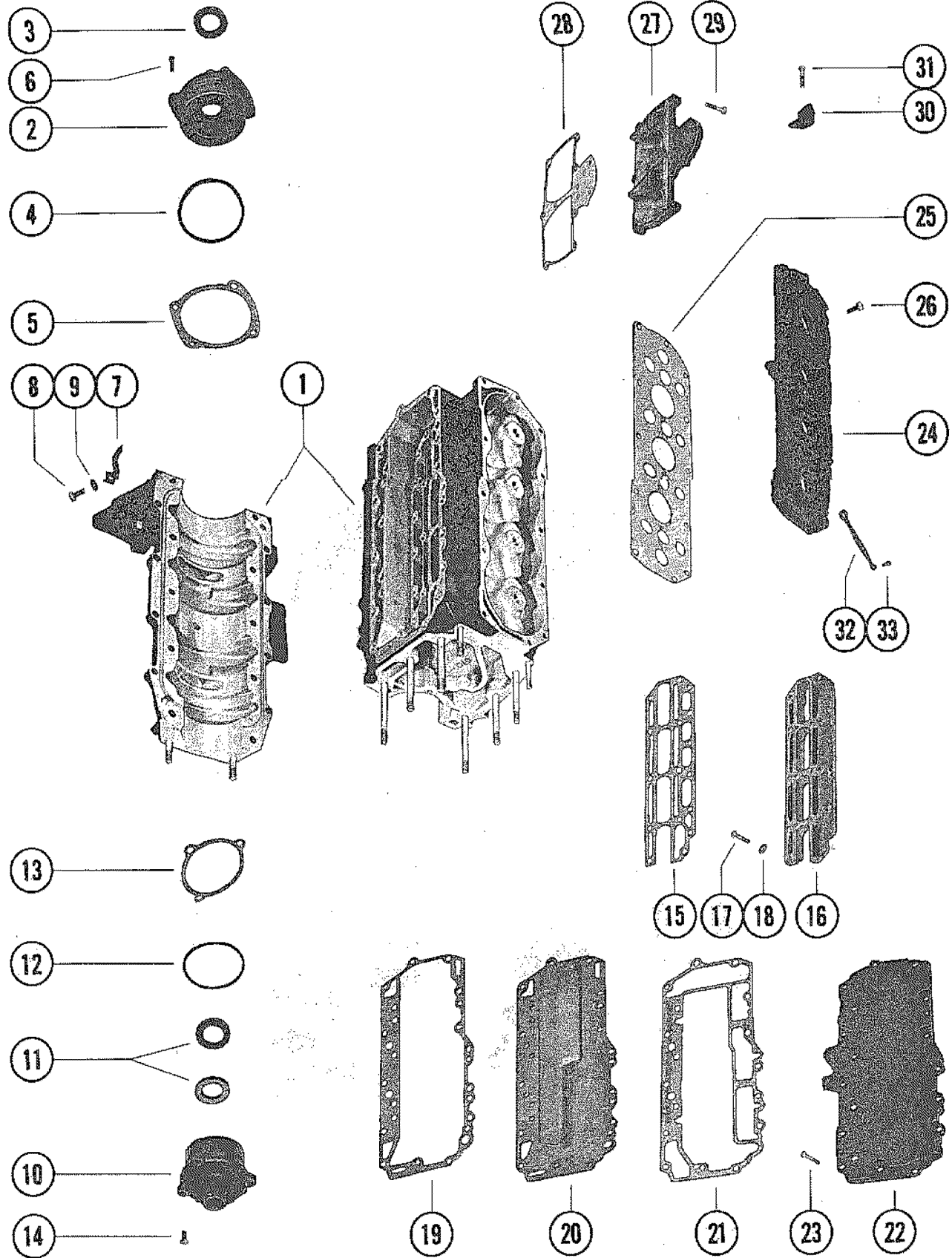
CYLINDER BLOCK AND CRANKCASE ASSEMBLY



CYLINDER BLOCK AND CRANKCASE ASSEMBLY

REF. NO.	PART NO.	SYM.	QTY.	DESCRIPTION
1	867-5997A3		1	CYLINDER BLOCK AND CRANKCASE ASSEMBLY
2	27-53650		2	GASKET, CRANKCASE TO CYLINDER BLOCK
3	56029		1	COVER, STARTER MOTOR (UPPER)
4	10-31984		1	SCREW, COVER TO CRANKCASE (1 3/8")
	10-35385		1	SCREW, COVER TO CRANKCASE (1 3/4")
5	13-26993		4	LOCKWASHER, COVER SCREW
6	76867		1	COVER, STARTER MOTOR (LOWER)
7	10-39767		1	SCREW, COVER TO CRANKCASE (1 7/8")
	10-73658		1	SCREW, COVER TO CRANKCASE (5 1/2")
8	16-64281		2	STUD, CRANKCASE TO DRIVE SHAFT HOUSING (1 7/8")
9	17-20033		2	PIN, DOWEL - CRANKCASE TO CYLINDER BLOCK
10	17-63779		2	PIN, DOWEL - CYLINDER BLOCK TO MAIN BEARING
11	66517		3	RESTRICTOR, CRANKCASE BLEED
12	16-64282		6	STUD, CYLINDER BLOCK TO EXHAUST EXTENSION PLATE (4")
13	10-57841		2	SCREW, CRANKCASE TO CYLINDER BLOCK (2 3/4")
	10-53016		2	SCREW, CRANKCASE TO CYLINDER BLOCK (1 1/4")
14	10-73657		15	SCREW, CRANKCASE TO CYLINDER BLOCK (1 1/2")
15	10-20359		1	SCREW, CENTER MAIN BEARING LOCKING (1")
16	14-20091		1	TAB WASHER, BEARING LOCKING SCREW
17	22-65350A2		1	CHECK VALVE ASSEMBLY, BLEED HOSE - TOP
18	21-56011A2		1	CHECK VALVE ASSEMBLY
19	32-54936		1	HOSE, CYLINDER BLEED (15 1/2")
20	22-65670A1		1	CHECK VALVE ASSEMBLY, BLEED HOSE - BOTTOM
21	22-20781		1	ELBOW, BALANCE HOSE TO CYLINDER BLOCK - UPPER
22	32-34395A1		1	HOSE ASSEMBLY, BALANCE (6 1/4")
23	22-65348		1	TEE, BALANCE HOSE TO CYLINDER BLOCK - LOWER
24	32-54936		1	HOSE, BALANCE (5")
25	22-65857		1	FITTING, AIR INLET COVER

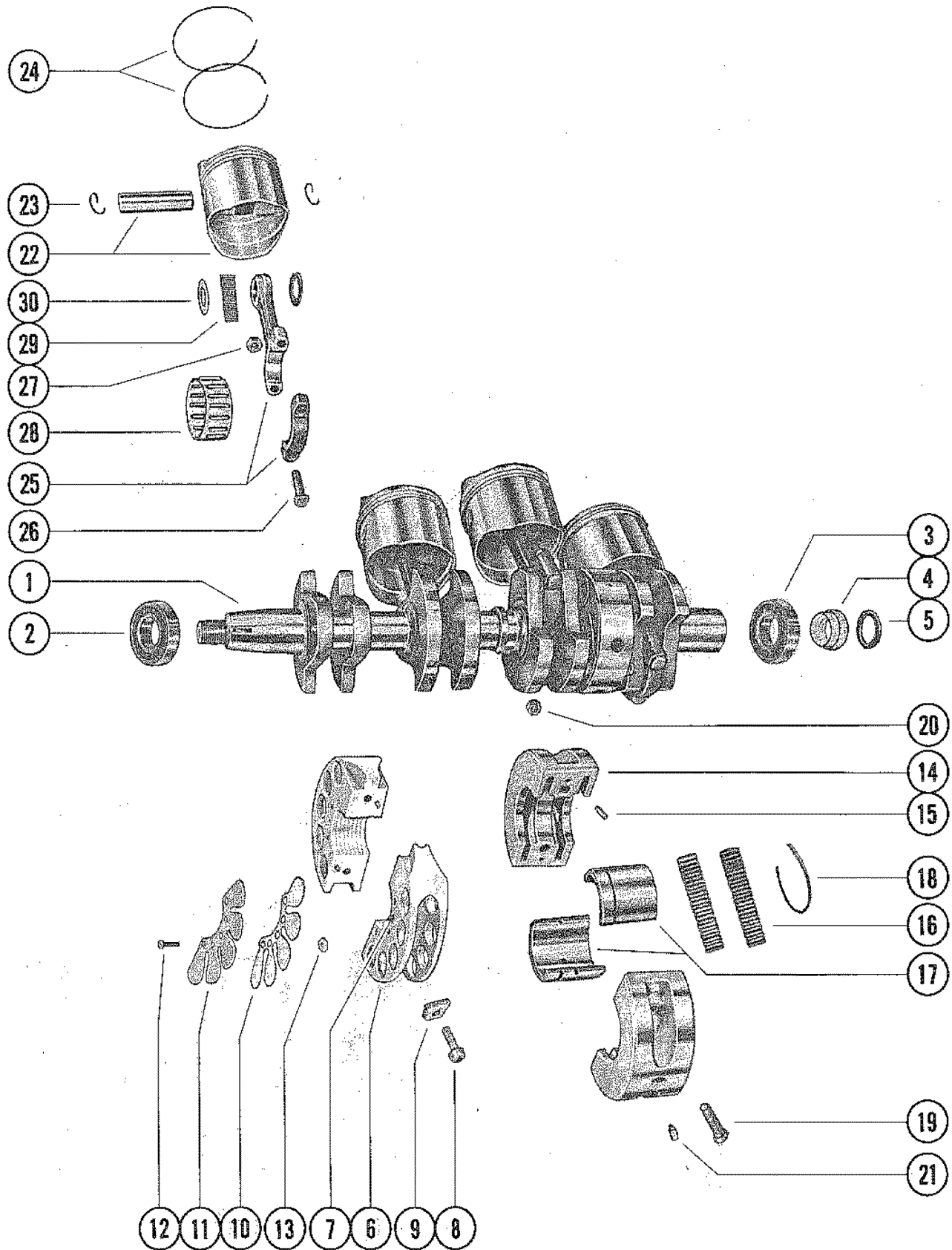
END CAPS, MANIFOLD AND EXHAUST COVER



END CAPS, MANIFOLD AND EXHAUST COVER

REF. NO.	PART NO.	SYM.	QTY.	DESCRIPTION
1	867-5997A3		1	CYLINDER BLOCK AND CRANKCASE ASSEMBLY
2	1161-5940A2		1	END CAP ASSEMBLY, UPPER
3	26-29476		1	OIL SEAL
4	25-47254		1	"O" RING
5	15-73644A1		AR	SHIM ASSEMBLY, END CAP TO CRANKCASE (.006-8-10)
6	10-73169		4	SCREW, END CAP MOUNTING (1")
7	65615		1	POINTER, TIMING UNITED STATES 4366802 THRU 4590511 BELGIUM 9110014 THRU 9139349 CANADA 7071373 THRU 7091097
	76367		1	POINTER, TIMING UNITED STATES 4590512 AND UP AUSTRALIA 8043775 AND UP BELGIUM 9139350 AND UP CANADA 7091098 AND UP
8	10-35585		1	SCREW, TIMING POINTER ATTACHING (3/4")
9	12-20533		1	WASHER, TIMING POINTER SCREW
10	1148-5410A1		1	END CAP ASSEMBLY, LOWER
11	26-29476		2	OIL SEAL
12	25-32546		1	"O" RING
13	15-20085A1		AR	SHIM, END CAP TO CRANKCASE (.002-3-5-10)
14	10-30225		3	SCREW, END CAP MOUNTING (1")
15	27-73665		1	GASKET, WATER JACKET COVER
16	73438		1	COVER, WATER JACKET - CYLINDER BLOCK UNITED STATES 4366802 THRU 4590511 BELGIUM 9110014 THRU 9139349 CANADA 7071373 THRU 7091097
	76198		1	COVER, WATER JACKET - CYLINDER BLOCK UNITED STATES 4590512 AND UP AUSTRALIA 8043775 AND UP BELGIUM 9139350 AND UP CANADA 7091098 AND UP
17	10-53167		16	SCREW, WATER JACKET COVER TO CYLINDER BLOCK (7/8")
18	12-70132		16	WASHER, WATER JACKET COVER FASTENING SCREW
19	27-64203		1	GASKET, CYLINDER BLOCK TO BAFFLE PLATE
20	73436		1	PLATE, BAFFLE - EXHAUST MANIFOLD
21	27-64204		1	GASKET, BAFFLE PLATE TO EXHAUST MANIFOLD COVER
22	73412		1	COVER, EXHAUST MANIFOLD
23	10-53576		18	SCREW, MANIFOLD COVER MOUNTING (1 1/8")
24	1021-3514		1	COVER, CYLINDER BLOCK
25	27-52893		1	GASKET, CYLINDER BLOCK COVER
26	10-69100		12	SCREW, CYLINDER BLOCK COVER MOUNTING (1")
27	73320		1	COVER, TRANSFER PORT -TOP
	73321		1	COVER, TRANSFER PORT - BOTTOM
28	27-73645		1	GASKET, TRANSFER PORT COVER
29	10-49668		14	SCREW, TRANSFER PORT COVER MOUNTING (3/4")
30	37440		1	BRACKET, MOUNT SUPPORT - CYLINDER BLOCK
31	10-24234		1	SCREW, BRACKET TO CYLINDER BLOCK (1")
32	46933A3		2	GROUND STRAP ASSEMBLY, EXHAUST COVER SCREW
33	10-62568		2	SCREW, GROUND STRAP ATTACHING (3/8")

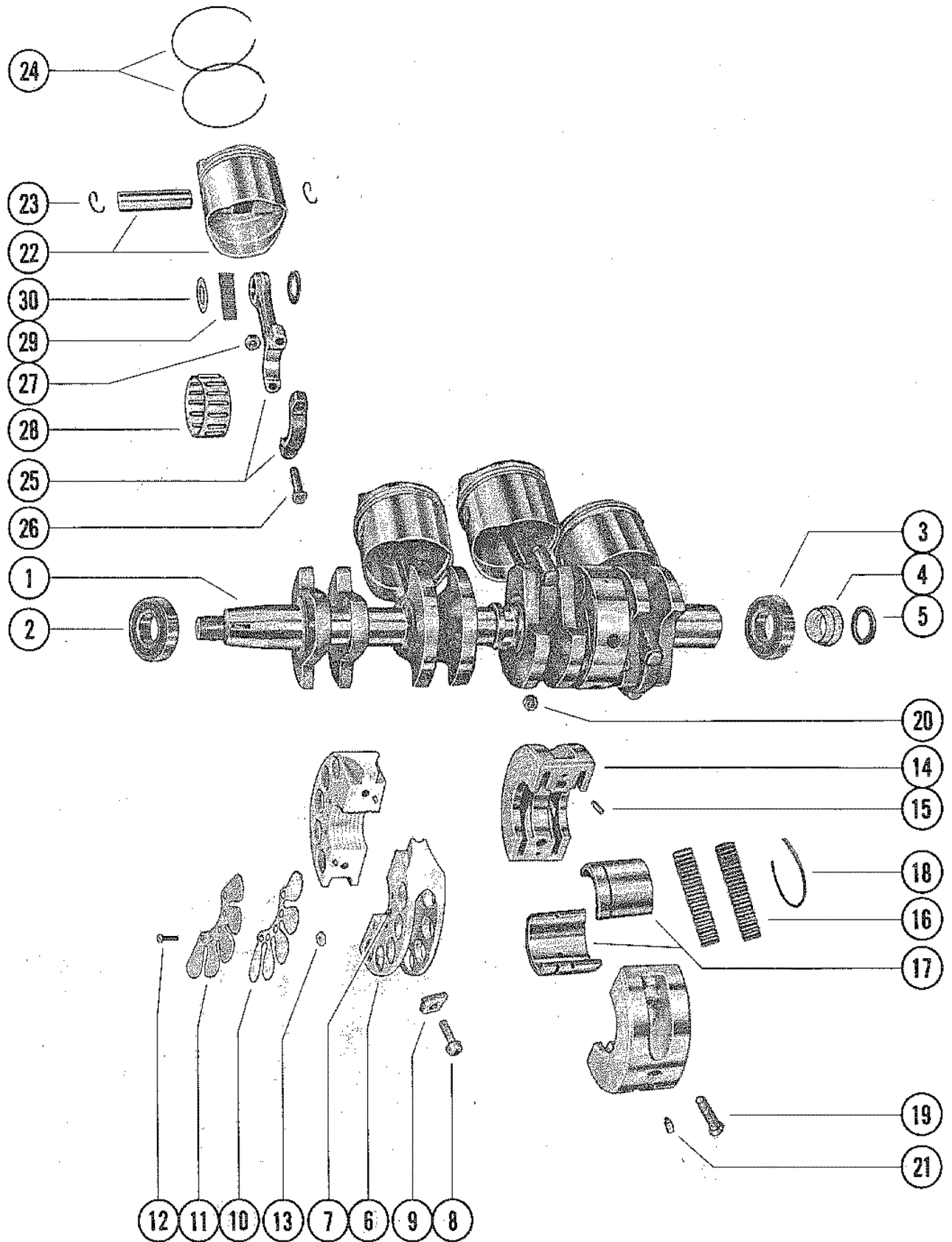
CRANKSHAFT, PISTON AND CONNECTING ROD



CRANKSHAFT, PISTON AND CONNECTING ROD

REF. NO.	PART NO.	SYM.	QTY.	DESCRIPTION
1	440-4979A2		1	CRANKSHAFT ASSEMBLY
2	30-32117		1	BEARING, BALL - UPPER
3	30-63742		1	BEARING, BALL - LOWER
4	54196A6		1	CARRIER ASSEMBLY
5	65800		1	PACKING, CARRIER
6	540-5266A5		2	MAIN BEARING ASSEMBLY (VALVE TYPE)
7	17-20032		4	DOWEL PIN, MAIN BEARING
8	10-45775		4	SCREW, MAIN BEARING CLAMPING
9	11-45774		4	NUT, MAIN BEARING CLAMPING SCREW
10	34-56007A1		2	REED SET, MATCHED - MAIN BEARING
11	34-56008		8	REED STOP, MAIN BEARING REED VALVES
12	10-62204		20	SCREW, REED STOP MOUNTING
13	11-53153		20	NUT, REED STOP MOUNTING SCREW
14	535-5397A4		1	CENTER MAIN BEARING ASSEMBLY
15	17-20032		2	DOWEL PIN, CENTER MAIN BEARING
16	29-52168		56	BEARING, NEEDLE
17	26113		1	RACE, OUTER (PAIR)
18	53-26933		1	RING, SNAP - OUTER RACE CLAMPING
19	10-22968		2	SCREW, CENTER MAIN BEARING CLAMPING
20	11-46887		2	NUT, MAIN BEARING CLAMPING SCREW
21	17-47246		1	DOWEL PIN, (STEPPED)
22	745-5219A2		4	PISTON AND PISTON PIN ASSEMBLY
23	40-52035		8	LOCK RING, PISTON PIN
24	39-45155A12		1	RING, PISTON
25	622-4850A3		4	CONNECTING ROD AND CAP ASSEMBLY
26	10-54803		8	SCREW, CAP TO CONNECTING ROD
27	11-49091		8	NUT, CONNECTING ROD SCREW
28	31-62596A1		4	BEARING ASSEMBLY. CRANKPIN
29	29-47270		116	BEARING, NEEDLE - PISTON PIN
30	12-47247		8	WASHER, NEEDLE LOCATING

OVERSIZE PISTON AND RING



OVERSIZE PISTON AND RING

REF. NO.	PART NO.	SYM.	QTY.	DESCRIPTION
-	745-5304A2		4	PISTON AND PISTON PIN ASSEMBLY (.105)
-	39-45204A12		1	RING, PISTON (.015)

BOTTOM COWL AND SHIFT LINKAGE

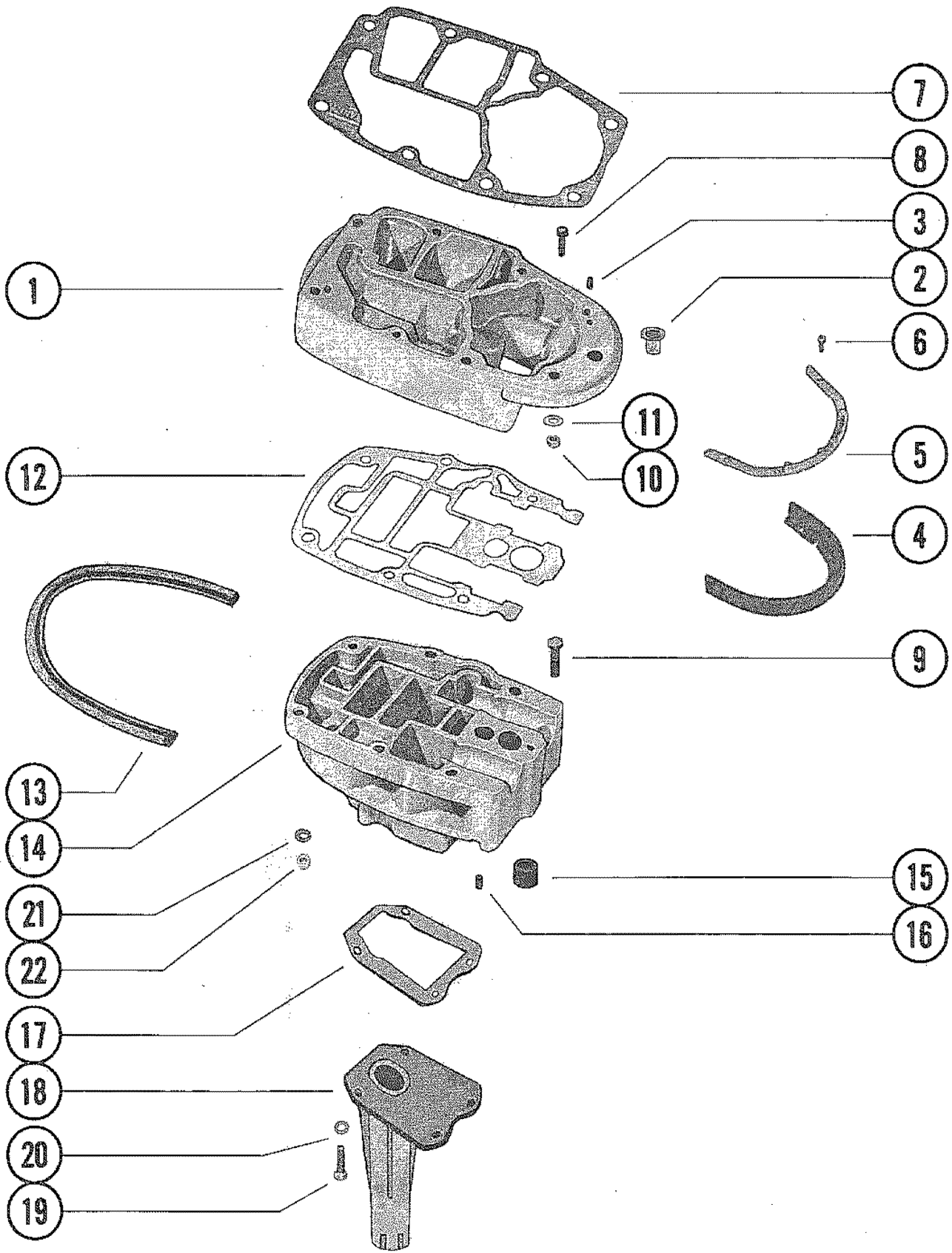
REF. NO.	PART NO.	SYM.	QTY.	DESCRIPTION
1	2158-5938		1	COWL, BOTTOM
2	74303		1	COVER, AIR INLET
3	10-62568		4	SCREW, COVER TO BOTTOM COWL (3/8")
3A	12-30164		4	WASHER, COVER SCREW
4	27-73646		1	GASKET, BOTTOM COWL
5	39616		1	BOOT, CONTROL CABLES - BOTTOM COWL
6	37637		1	BOOT, FUEL CONNECTOR - BOTTOM COWL
7	37445		1	SUPPORT, WIRING HARNESS - BOTTOM COWL
8	10-69029		2	SCREW, SUPPORT TO COWL (1 3/4")
9	11-36069		2	NUT, WIRING HARNESS SUPPORT SCREW
10	32-34395A1		1	HOSE, TELL TALE - EXH. COVER TO BOTTOM COWL (9")
11	52889		1	NOZZLE, TELL TALE HOSE TO BOTTOM COWL
12	10-48408		1	SCREW, TELL TALE NOZZLE TO BOTTOM COWL (1/2")
13	22-25885		1	ELBOW, TELL TALE HOSE TO EXHAUST COVER
14	60304A33		1	SHIFT SHAFT ASSEMBLY, UPPER (MERC 850XS) UNITED STATES 4366802 THRU 4590511 BELGIUM 9110014 THRU 9139349 CANADA 7071373 THRU 7091097
	60304A34		1	SHIFT SHAFT ASSEMBLY, UPPER (MERC 850 LONG) S GROUP #1
15	55692		1	COUPLING, SHIFT SHAFT) UNITED STATES 4366802 THRU 4590511 BELGIUM 9110014 THRU 9139349 CANADA 7071373 THRU 7091097
16	23-26856		1	BUSHING, SHIFT SHAFT) UNITED STATES 4366802 THRU 4590511 BELGIUM 9110014 THRU 9139349 CANADA 7071373 THRU 7091097
14	60304A45		1	SHIFT SHAFT ASSEMBLY, UPPER (MERC 850XS) UNITED STATES 4590512 AND UP AUSTRALIA 8043775 AND UP BELGIUM 9139350 AND UP CANADA 7091098 AND UP
	60304A44		1	SHIFT SHAFT ASSEMBLY, UPPER (MERC 850 LONG) S GROUP #2
16	23-26856		1	BUSHING, SHIFT SHAFT UNITED STATES 4590512 AND UP AUSTRALIA 8043775 AND UP BELGIUM 9139350 AND UP CANADA 7091098 AND UP
17	73402		1	SHIFT LINK
18	12-35462		2	WASHER, LINK ROD (SHIFT LEVER END)
19	11-36069		2	NUT, LINK ROD
20	13-29720		1	WASHER, WAVE - LINK ROD
21	24-20099		1	SPRING, LINK ROD TO GUIDE BLOCK
22	37896		1	GUIDE BLOCK, LINK ROD
23	52732		1	BRACKET, ANCHOR - CONTROL CABLES
24	39519		1	CAP, BARREL RETAINER - ANCHOR
25	39618		1	LEVER, NYLON - SHIFT CABLE LOCKING
26	17-47175		3	PIN, LOCKING LEVER AND COVER FASTENING

CONTINUED ON NEXT PAGE ➡

BOTTOM COWL AND SHIFT LINKAGE

REF. NO.	PART NO.	SYM.	QTY.	DESCRIPTION
27	39667		1	COVER, NYLON - SHIFT CABLE
28	65799		1	LINK, LOCKING LEVER TO COVER
29	10-24234		3	SCREW, ANCHOR BRACKET TO CYLINDER BLOCK (1")
30	52100		1	WEAR PLATE, LINK ROD
31	38279		1	LATCH, CONTROL CABLE FASTENING - ANCHOR BRACKET

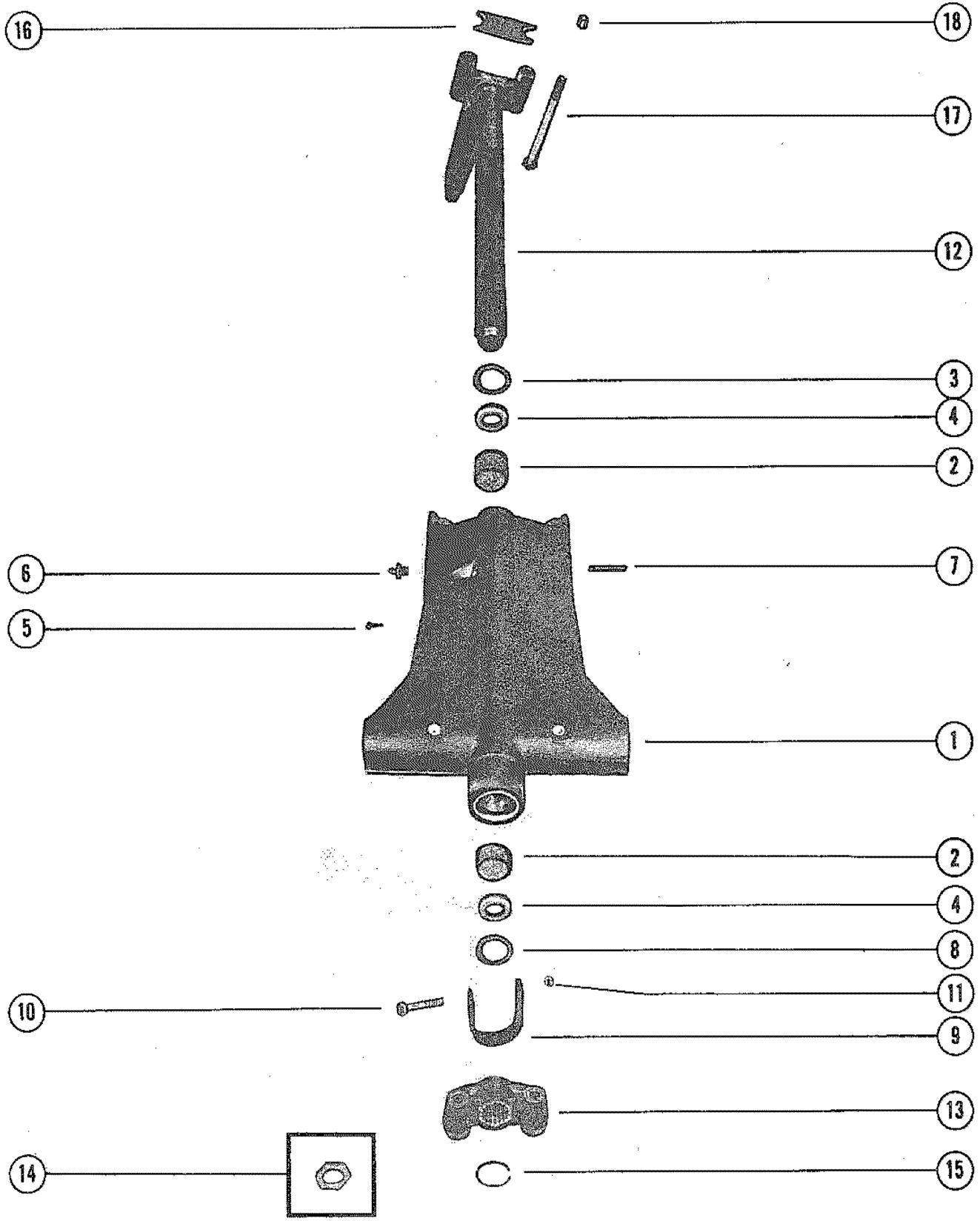
EXHAUST EXTENSION PLATE



EXHAUST EXTENSION PLATE

REF. NO.	PART NO.	SYM.	QTY.	DESCRIPTION
1	66096A1		1	PLATE ASSEMBLY, EXHAUST EXTENSION
2	23-27132		1	BUSHING, NYLON - EXHASUT EXTENSION PLATE
3	17-23784		2	DOWEL PIN, EXHAUST EXTENSION PLATE
4	37918		1	SEAL, EXHAUST EXTENSION PLATE
5	38032		1	STRIP, RETAINING - EXHAUST EXTENSION PLATE
6	10-37571		5	SCREW, SEAL AND RETAINING STRIP TO EXH. PLATE (1/2")
7	27-69238		1	GASKET, POWERHEAD TO EXHAUST EXTENSION PLATE
8	10-66023		2	SCREW, ADAPTOR PLATE TO HOUSING PLATE (2")
9	10-66023		7	SCREW, HOUSING PLATE TO DRIVE SHAFT HOUSING (2")
10	11-69254		2	NUT, CRANKCASE STUDS TO EXHAUST EXTENSION PLATE
11	12-25970		2	WASHER, CRANKCASE STUDS TO EXHAUST EXTENSION PLATE
12	27-66102		1	GASKET, PLATE TO DRIVE SHAFT HSG. PLATE
13	26-60898		1	SEAL, DRIVE SHAFT HOUSING PLATE
14	74257A3		1	PLATE ASSEMBLY, DRIVE SHAFT HOUSING
15	26-38970		1	SEAL, RUBBER - WATER INLET TUBE (DRIVE SHAFT HSG. PLATE)
16	17-23784		2	DOWEL PIN, DRIVE SHAFT HOUSING PLATE
17	27-69860		1	GASKET, DRIVE SHAFT HOUSING PLATE TO EXHAUST TUBE
18	74199		1	EXHAUST TUBE
19	10-61010		4	SCREW, EXHAUST TUBE TO DRIVE SHAFT HOUSING PLATE (3/4")
20	13-26992		4	LOCKWASHER, EXHAUST TUBE SCREW
21	12-25970		6	WASHER, POWERHEAD STUDS
22	11-34932		6	NUT, POWERHEAD STUDS

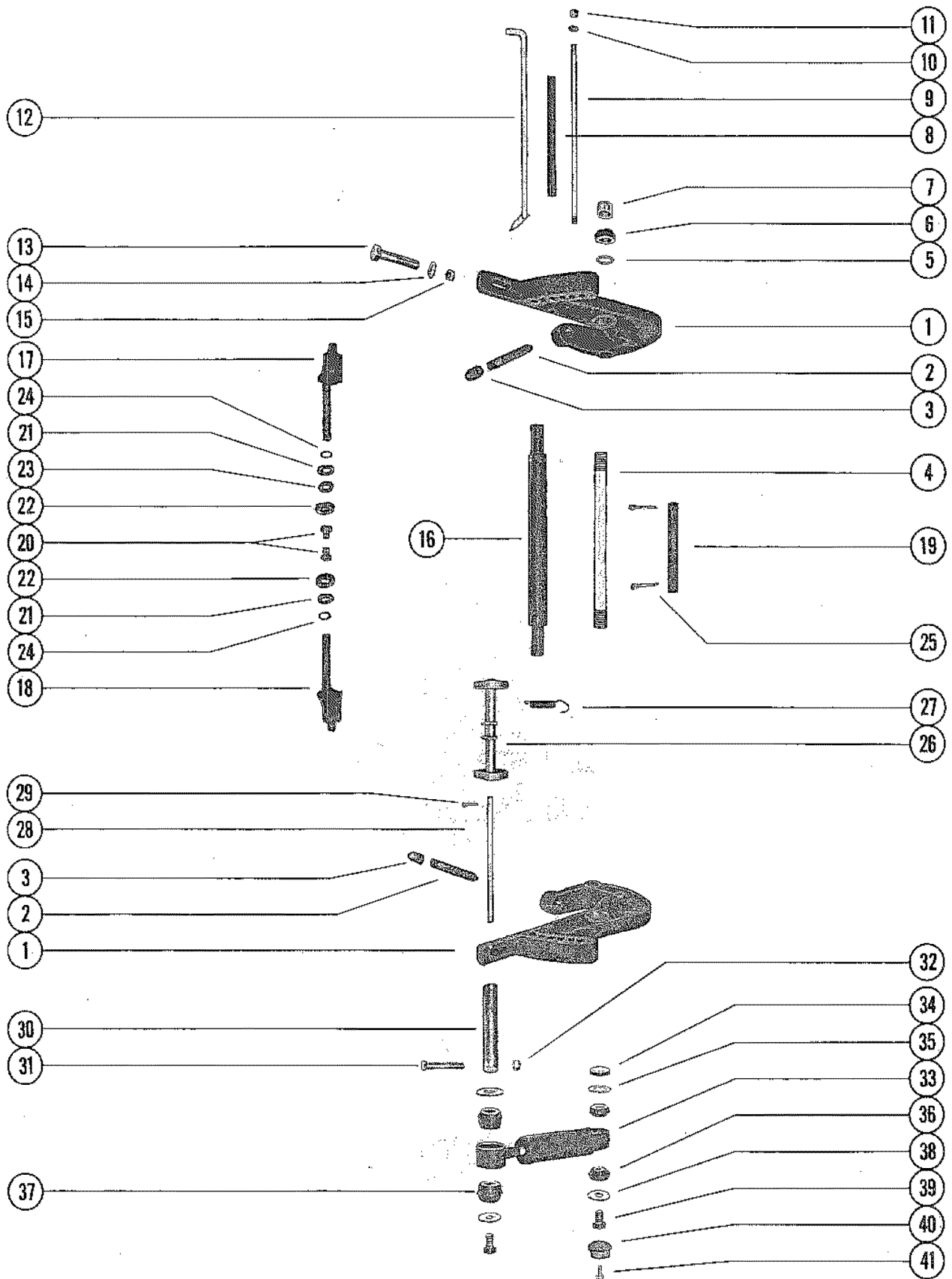
SWIVEL BRACKET ASSEMBLY



SWIVEL BRACKET ASSEMBLY

REF. NO.	PART NO.	SYM.	QTY.	DESCRIPTION
1	1453-6019A2		1	SWIVEL BRACKET ASS'Y (MERC 850XS)
	1447-6017A4		1	SWIVEL BRACKET ASS'Y (MERC 850 LONG) UNITED STATES 4366802 THRU 4590511 BELGIUM 9110014 THRU 9139349 CANADA 7071373 THRU 7091097
	1482-6386A4		1	SWIVEL BRACKET ASS'Y BRACKET (MERC 850 LONG) - S GROUP #2
2	23-69341		2	BUSHING, SWIVEL BRACKET
3	12-69342		1	WASHER, SWIVEL PIN - UPPER
4	26-37448		2	OIL SEAL, SWIVEL BRACKET
5	10-47828		1	SCREW, DRIVE - SWIVEL BRACKET
6	22-74036		3	FITTING, GREASE
7	17-25598		1	PIN, REVERSE LOCK SPRING ATTACHING
8	12-69380		1	WASHER, SWIVEL PIN - LOWER
9	28205		1	STRAP STOP, DRIVE SHAFT HOUSING TO SWIVEL BRACKET
10	10-56743		1	SCREW, STRAP STOP TO HOUSING (3 1/8")
	10-28200		1	SCREW, STRAP STOP TO HOUSING (3 7/8")
11	11-25269		1	NUT, STRAP STOP FASTENING SCREW
12	17-49841A1		1	SWIVEL PIN ASS'Y (MERC 850XS) YOKE IS ATTACHED WITH A NUT
	17-49840A1		1	SWIVEL PIN ASS'Y (MERC 850 LONG) YOKE IS ATTACHED WITH A NUT
13	37419		1	YOKE, BOTTOM YOKE IS ATTACHED WITH A NUT
14	11-37424		1	NUT, YOKE ATTACHING YOKE IS ATTACHED WITH A NUT
12	17-73594A1		1	SWIVEL PIN ASS'Y (MERC 850XS) YOKE IS ATTACHED WITH A SNAP RING
	17-73593A1		1	SWIVEL PIN ASS'Y (MERC 850 LONG) YOKE IS ATTACHED WITH A SNAP RING
13	73984		1	YOKE, BOTTOM YOKE IS ATTACHED WITH A SNAP RING
15	53-73591		1	SNAP RING, YOKE ATTACHING YOKE IS ATTACHED WITH A SNAP RING
16	28203		1	BUMPER, STEERING ARM
17	10-49554		2	BOLT, STEERING ARM TO UPPER MOUNT (5 7/8")
18	11-34933		2	NUT, STEERING ARM BOLT FASTENING

CLAMP BRACKET AND REVERSE LOCK

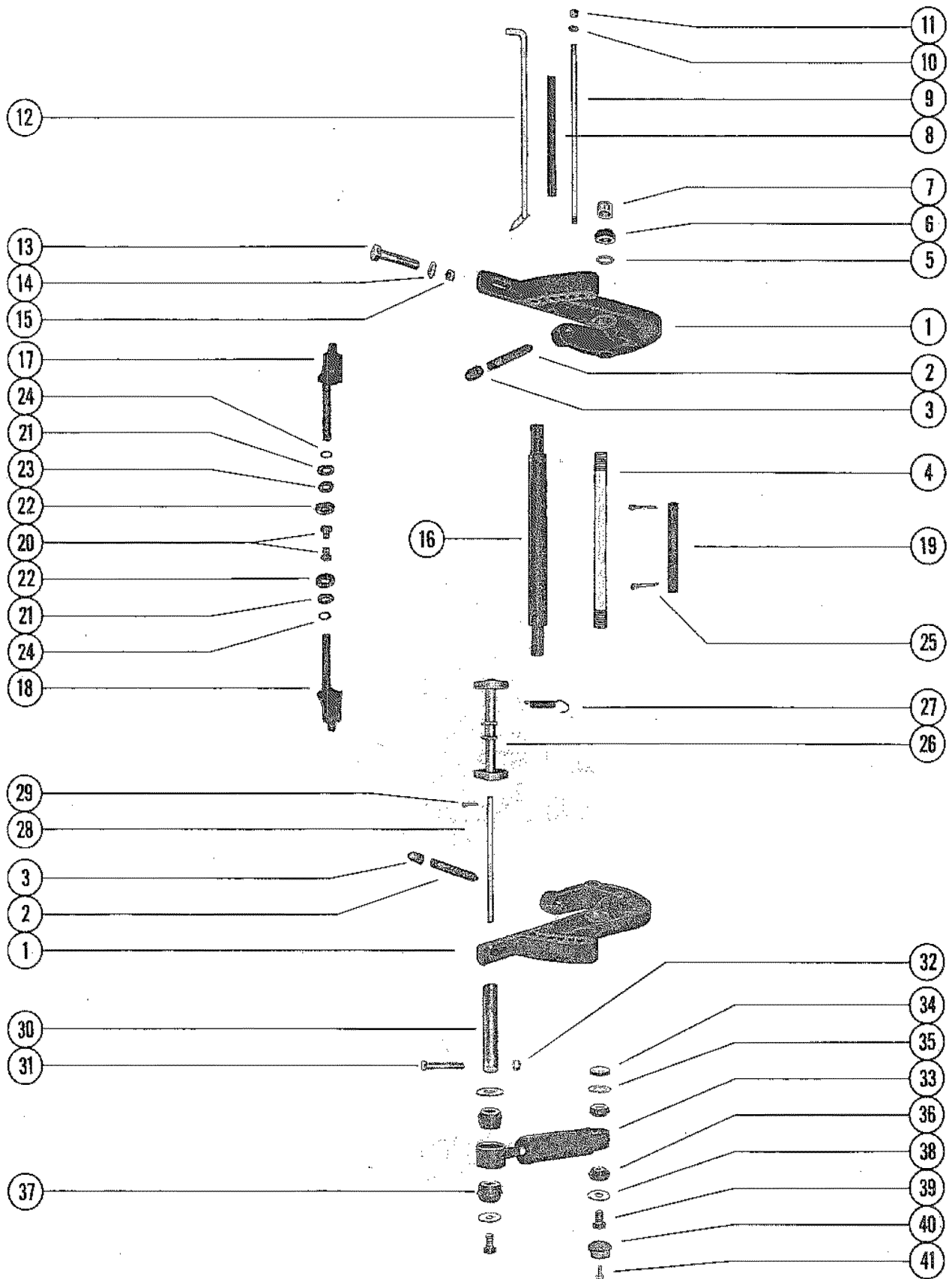


CLAMP BRACKET AND REVERSE LOCK

REF. NO.	PART NO.	SYM.	QTY.	DESCRIPTION
1	1440-6044A2		2	CLAMP BRACKET ASSEMBLY
2	10-73649A1		2	THUMB SCREW ASSEMBLY
3	75043		2	COVER, THUMB SCREW
4	30664		1	TUBE, TILT - CLAMP BRACKET TO SWIVEL BRACKET
5	12-52864		2	WASHER, CLAMP BRACKET TILT TUBE
6	11-56041		2	NUT, TILT TUBE FASTENING
7	53078		2	CAP, PLASTIC - TILT TUBE
8	23-59624		1	SPACER, CLAMP BRACKET STUD
9	16-59625		1	STUD, CLAMP BRACKET
10	13-26993		2	LOCKWASHER, CLAMP BRACKET STUD
11	11-28770		2	NUT, CLAMP BRACKET STUD
12	17-49930A1		1	TILT LOCK PIN ASSEMBLY
13	10-68298		2	BOLT, CLAMP BRACKET TO BOAT TRANSOM (3 1/4")
14	12-68410		2	WASHER, CLAMP BRACKET BOLT
13	10-68299		2	BOLT, CLAMP BRACKET TO TRANSOM (3")
14	12-68300		2	WASHER, CLAMP BRACKET BOLT
15	11-68411		4	NUT, CLAMP BRACKET BOLT
16	55-28416		1	PIN, UPPER SHOCK MOUNTING
17	47799A1		1	TILT LOCK ASSEMBLY, STARBOARD MERC 850XS AND MERC 850 LONG UNITED STATES 4366802 THRU 4590511 BELGIUM 9110014 THRU 9139349 CANADA 7071373 THRU 7091097
18	47800A1		1	TILT LOCK ASSEMBLY, PORT MERC 850XS AND MERC 850 LONG UNITED STATES 4366802 THRU 4590511 BELGIUM 9110014 THRU 9139349 CANADA 7071373 THRU 7091097
19	47802		1	TUBE, TILT LOCK MERC 850XS AND MERC 850 LONG UNITED STATES 4366802 THRU 4590511 BELGIUM 9110014 THRU 9139349 CANADA 7071373 THRU 7091097
20	23-47803		2	BUSHING, TILT LOCK TUBE MERC 850XS AND MERC 850 LONG UNITED STATES 4366802 THRU 4590511 BELGIUM 9110014 THRU 9139349 CANADA 7071373 THRU 7091097
21	13-69150		2	WASHER, TILT LOCK TUBE MERC 850XS AND MERC 850 LONG UNITED STATES 4366802 THRU 4590511 BELGIUM 9110014 THRU 9139349 CANADA 7071373 THRU 7091097
17	76386		1	TILT LOCK ASSEMBLY, STARBOARD MERC 850 LONG UNITED STATES 4590512 AND UP AUSTRALIA 8043775 AND UP BELGIUM 9139350 AND UP CANADA 7091098 AND UP
18	76385		1	TILT LOCK ASSEMBLY, PORT MERC 850 LONG UNITED STATES 4590512 AND UP AUSTRALIA 8043775 AND UP BELGIUM 9139350 AND UP CANADA 7091098 AND UP
19	76387		1	TUBE, TILT LOCK MERC 850 LONG UNITED STATES 4590512 AND UP AUSTRALIA 8043775 AND UP BELGIUM 9139350 AND UP CANADA 7091098 AND UP
21	13-69150		1	WASHER, WAVE - TILT LOCK (STARBOARD SIDE ONLY) MERC 850 LONG UNITED STATES 4590512 AND UP AUSTRALIA 8043775 AND UP BELGIUM 9139350 AND UP CANADA 7091098 AND UP
22	26-22734		2	OIL SEAL, SWIVEL BRACKET (TILT LOCK) MERC 850 LONG UNITED STATES 4590512 AND UP AUSTRALIA 8043775 AND UP BELGIUM 9139350 AND UP CANADA 7091098 AND UP

CONTINUED ON NEXT PAGE ➡

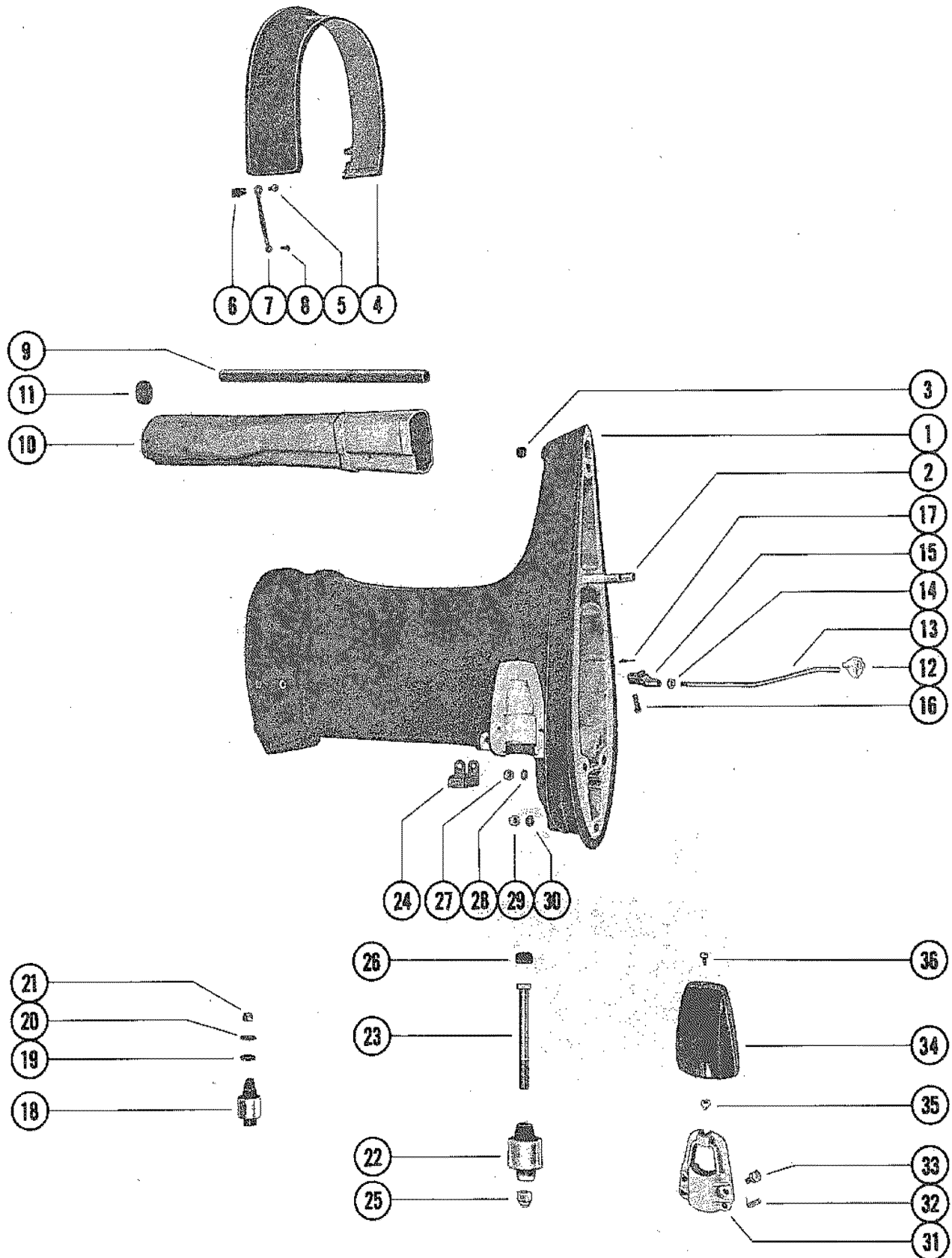
CLAMP BRACKET AND REVERSE LOCK



CLAMP BRACKET AND REVERSE LOCK

REF. NO.	PART NO.	SYM.	QTY.	DESCRIPTION
23	12-76388		3	WASHER, TILT LOCK (STARBOARD SIDE ONLY) MERC 850 LONG UNITED STATES 4590512 AND UP AUSTRALIA 8043775 AND UP BELGIUM 9139350 AND UP CANADA 7091098 AND UP
24	25-62702		2	"O" RING, TILT LOCK MERC 850 LONG UNITED STATES 4590512 AND UP AUSTRALIA 8043775 AND UP BELGIUM 9139350 AND UP CANADA 7091098 AND UP
25	18-47959		2	COTTER PIN, TILT LOCK
26	70692		2	REVERSE LOCK ASSEMBLY
27	24-29821		1	SPRING, REVERSE LOCK TENSION
28	56349		1	SHAFT, REVERSE LOCK PIVOT
29	18-45882		1	COTTER PIN, REVERSE LOCK TO SHAFT
30	55-65447		2	PIN, LOWER SHOCK MOUNTING (MERC 850XS)
	55-28414		2	PIN, LOWER SHOCK MOUNTING MERC 850 LONG MERC 850 LONG
31	10-21937		2	SCREW, LOWER SHOCK PIN (2") MERC 850 LONG
32	11-46887		2	NUT, LOWER SHOCK PIN SCREW MERC 850 LONG
33	55-58780A2		2	SHOCK ABSORBER
34	23-73203		2	SPACER, UPPER SHOCK BUSHING TO CLAMP BRACKET
35	12-28196		2	WASHER, UPPER BUSHING RETAINER (INNER)
36	23-32171		4	BUSHING, RUBBER - SHOCK ABSORBER (UPPER)
37	23-28198		4	BUSHING, RUBBER - SHOCK ABSORBER (LOWER)
38	12-28421		4	WASHER, UPPER AND LOWER BUSHING (OUTER) UNITED STATES 4366802 THRU 4590511 BELGIUM 9110014 THRU 9139349 CANADA 7071373 THRU 7091097
39	10-53077		4	SCREW, UPPER AND LOWER SHOCK MOUNTING IPN (3/4") UNITED STATES 4366802 THRU 4590511 BELGIUM 9110014 THRU 9139349 CANADA 7071373 THRU 7091097
38	12-69374		4	WASHER, UPPER/LOWER SHOCK MOUNTING PIN (LOWER) UNITED STATES 4590512 AND UP AUSTRALIA 8043775 AND UP BELGIUM 9139350 AND UP CANADA 7091098 AND UP
39	10-69375		4	SCREW, UPPER AND LOWER SHOCK MOUNTING PIN UNITED STATES 4590512 AND UP AUSTRALIA 8043775 AND UP BELGIUM 9139350 AND UP CANADA 7091098 AND UP
40	70679		4	COVER, UPPER AND LOWER SHOCK MOUNTING PIN UNITED STATES 4366802 THRU 4590511 BELGIUM 9110014 THRU 9139349 CANADA 7071373 THRU 7091097
41	10-37655		4	SCREW, COVER TO SHOCK MOUNTING SCREWS (1/2") UNITED STATES 4366802 THRU 4590511 BELGIUM 9110014 THRU 9139349 CANADA 7071373 THRU 7091097

DRIVE SHAFT HOUSING ASSEMBLY

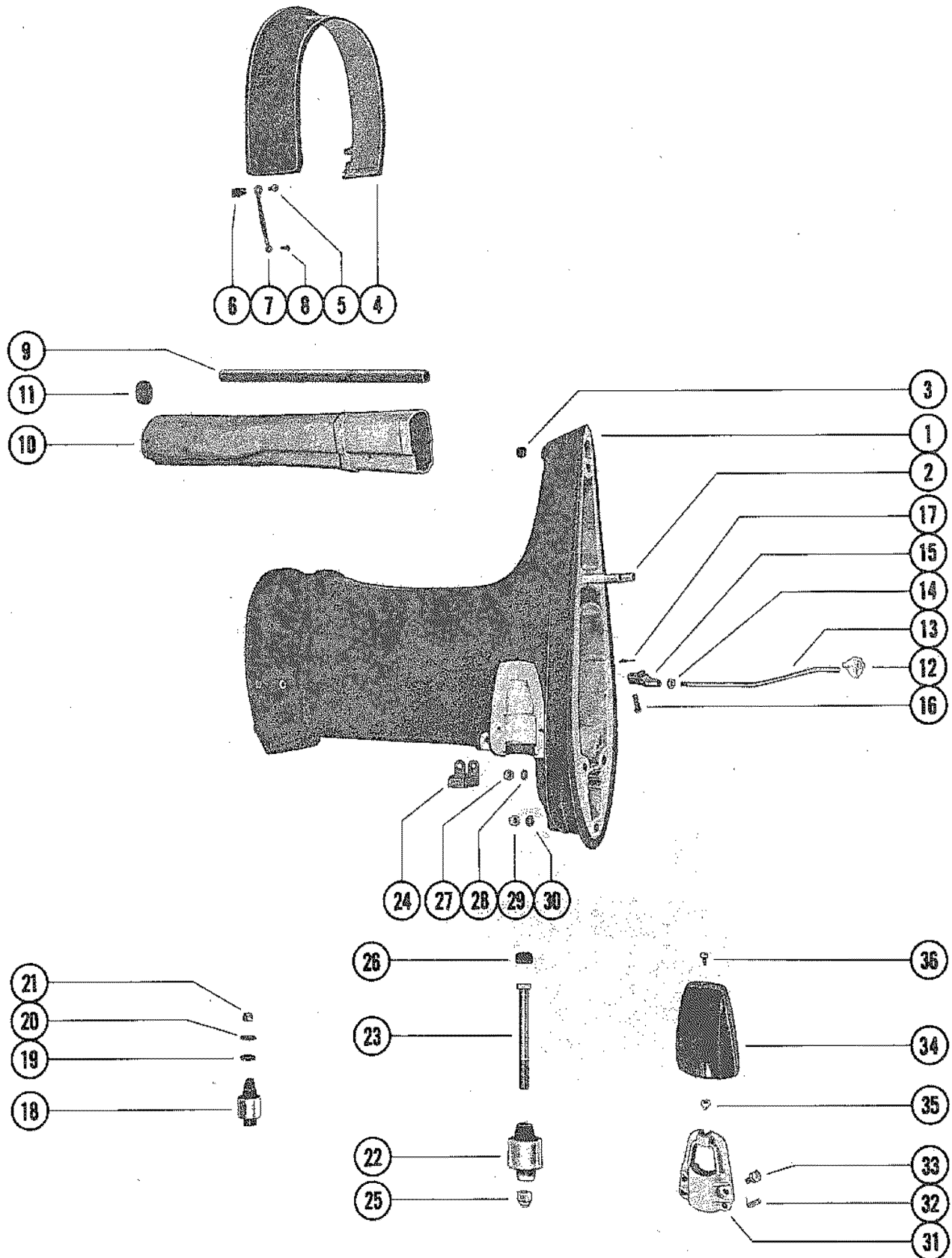


DRIVE SHAFT HOUSING ASSEMBLY

REF. NO.	PART NO.	SYM.	QTY.	DESCRIPTION
1	1575-5240A4		1	DRIVE SHAFT HOUSING ASSEMBLY (MERC 850XS)
	1573-5239A4		1	DRIVE SHAFT HOUSING ASSEMBLY (MERC 850 LONG)
2	16-56295		2	STUD, DRIVE SHAFT HOUSING TO GEAR HOUSING (2 11/16")
3	19-64649		1	PLUG, PLASTIC - TRIM TAB SCREW HOLE
4	37417		1	COVER, TRIM - DRIVE SHAFT HOUSING
5	10-57807		4	SCREW, TRIM COVER TO BOTTOM COWL (3/4")
6	25-57806		4	GROMMET, TRIM COVER SCREW
7	46933A2		2	GROUND STRAP ASSEMBLY, TRIM COVER SCREW
8	10-62568		2	SCREW, GROUND STRAP ATTACHINGS
9	32-62864		1	TUBE, WATER INLET (MERC 850XS)
	32-60897		1	TUBE, WATER INLET (MERC 850 LONG)
10	65370		1	TUBE, EXHAUST (MERC 850XS)
	65369		1	TUBE, EXHAUST (MERC 850 LONG)
11	65638		2	BOOT, EXHAUST TUBE
12	52887		1	GUIDE, PUSH ROD- REVERSE LOCKING
13	47591		1	ROD, PUSH - REVERSE LOCK (MERC 850XS)
	47558		1	ROD, PUSH - REVERSE LOCK (MERC 850 LONG)
14	11-47661		1	NUT, JAM - PUSH ROD
15	47559		1	YOKE, PUSH ROD
16	17-39023		1	PIN, PUSH ROD TO REVERSE LOCK
17	18-25191		1	COTTER PIN, PUSH ROD PIN
18	75297		2	MOUNT, RUBBER - UPPER (MERC 850XS)
	75296		1	MOUNT, RUBBER - UPPER (MERC 850 LONG)
19	12-47840		2	WASHER, RUBBER - UPPER MOUNT BOLT
20	12-31263		2	WASHER, UPPER MOUNT BOLT
21	11-34933		2	NUT, UPPER MOUNT BOLT
22	75300		2	MOUNT, RUBBER - LOWER (MERC 850XS)
	75298		2	MOUNT, RUBBER - LOWER (MERC 850 LONG)
23	10-49318		2	SCREW, UPPER MOUNT (5 1/2")
24	66336		1	MOUNT, RUBBER - LOWER (MERC 850XS)
25	11-25096		2	NUT, MOUNT SCREW
26	25067		2	BUMPER, RUBBER - MOUNTING SCREW
27	11-34933		2	NUT, GEAR HOUSING AND DRIVE SHAFT HOUSING STUDS
28	12-45176		2	WASHER, GEAR HOUSING TO DRIVE SHAFT HOUSING STUDS
29	11-29489		1	NUT, GEAR HOUSING AND DRIVE SHAFT HOUSING STUDS
30	12-45176		1	WASHER, GEAR HOUSING TO DRIVE SHAFT HOUSING STUDS
31	35608		2	CLAMP, LOWER MOUNT TO DRIVE SHAFT HOUSING

CONTINUED ON NEXT PAGE ➡

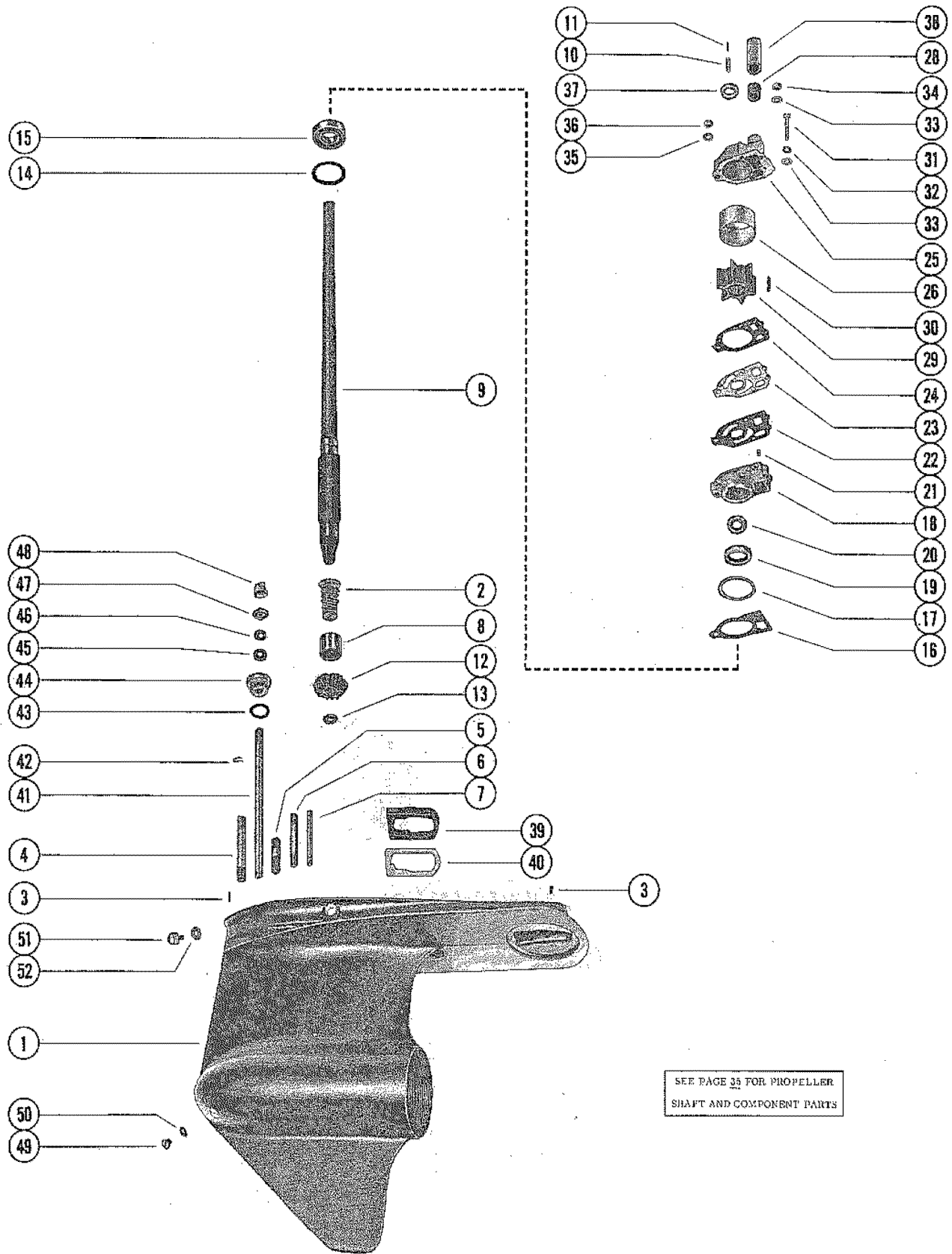
DRIVE SHAFT HOUSING ASSEMBLY



DRIVE SHAFT HOUSING ASSEMBLY

REF. NO.	PART NO.	SYM.	QTY.	DESCRIPTION
32	24-35522		4	SPRING, TENSION - LOWER MOUNT CLAMP
33	10-29256		4	SCREW, LOWER MOUNT CLAMP TO DRIVE SHAFT HOUSING (7/8")
34	35474		2	COVER, LOWER MOUNT CLAMP
35	11-35521		2	NUT, LOWER MOUNT CLAMP COVER
36	10-29722		2	SCREW, COVER TO LOWER CLAMP MOUNT (5/8")

GEAR HOUSING ASSEMBLY, COMPLETE (SERIAL GROUP #1) (PAGE 1)

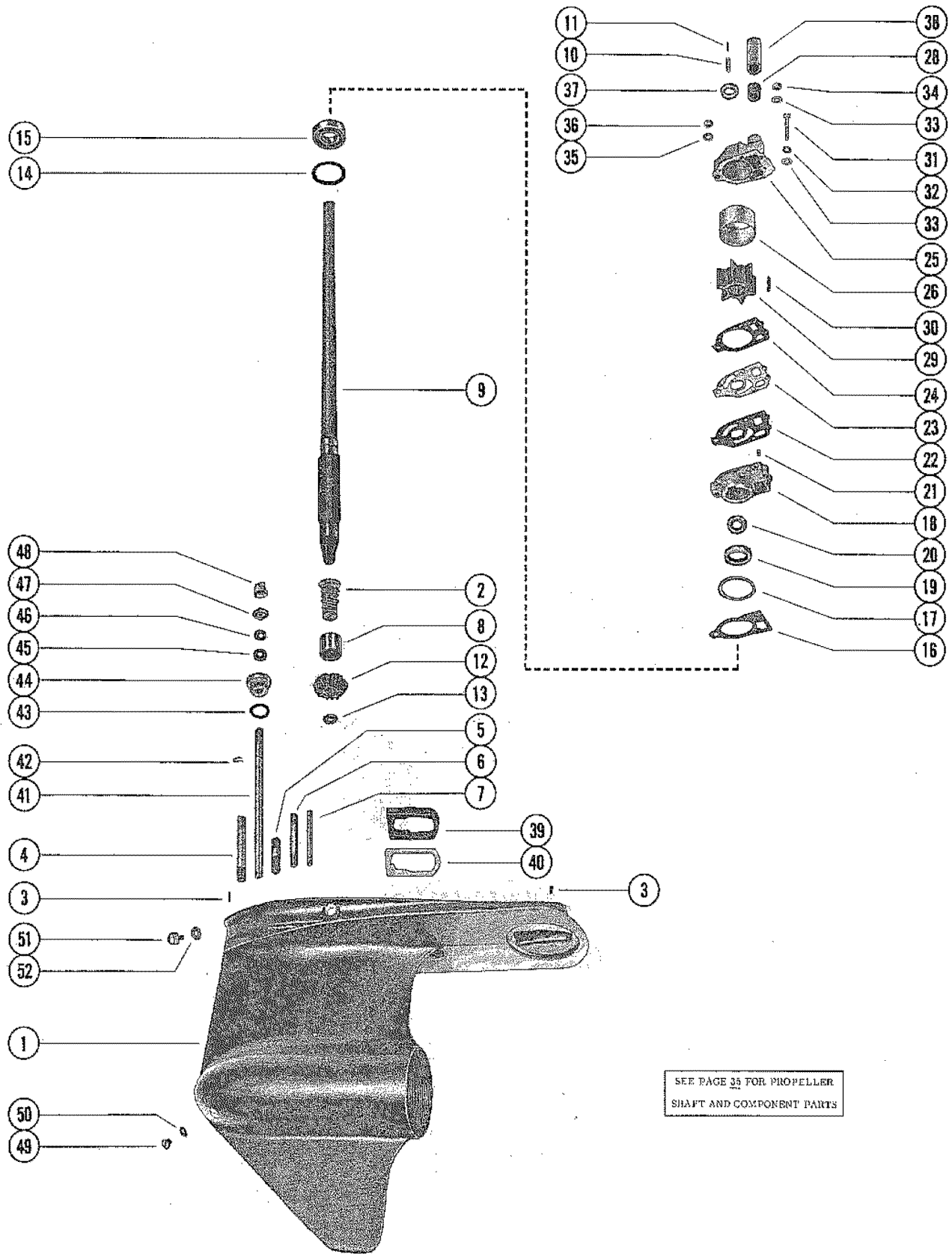


GEAR HOUSING ASSEMBLY, COMPLETE (SERIAL GROUP #1) (PAGE 1)

REF. NO.	PART NO.	SYM.	QTY.	DESCRIPTION
-	1623-6047A2		1	GEAR HOUSING ASSEMBLY, COMPLETE (MERC 850XS) SEE NOTE BELOW
-	1623-6052A3		1	GEAR HOUSING ASSEMBLY, COMPLETE (MERC 850 LONG)SEE NOTE BEL
1	1623-6047A4		1	GEAR HOUSING ASSEMBLY (MERC 850XS)
	1623-6052A4		1	GEAR HOUSING ASSEMBLY (MERC 850 LONG)
2	23-56513		1	SLEEVE, LUBRICATION
3	17-46912		2	PIN, GEAR HOUSING
4	16-57921		1	STUD, GEAR HOUSING TO DRIVE SHAFT HOUSING (4")
5	16-57920		2	STUD, GEAR HOUSING TO DRIVE SHAFT HOUSING (2 1/16")
6	16-56297		1	STUD, WATER PUMP BASE AND BODY TO GEAR HOUSING(3 3/8")
7	16-30667		2	STUD, WATER PUMP BASE AND BODY TO GEAR HOUSING (3 1/8")
8	31-32898		1	BEARING, ROLLER - DRIVE SHAFT
9	45-59117A1		1	DRIVE SHAFT ASSEMBLY (MERC 850XS)
	45-59116A1		1	DRIVE SHAFT ASSEMBLY (MERC 850 LONG)
10	24-34576		1	SPRING, COMPRESSION - DRIVE SHAFT
11	17-30545		1	PIN, COMPRESSION SPRING RETAINING
12	43-56518		1	GEAR, PINION - DRIVE SHAFT
13	11-35921		1	NUT, PINION GEAR TO DRIVE SHAFT
14	15-57007A1		AR	SHIM, TAPERED ROLLER BEARING TO GEAR HOUSING (.002-3-5-10)
15	31-33138A1		1	TAPERED ROLLER BEARING ASSEMBLY, DRIVE SHAFT
16	27-33146		1	GASKET, WATER PUMP BASE TO GEAR HOUSING
17	25-33145		1	"O" RING, WATER PUMP BASE
18	46-58618A1		1	WATER PUMP BASE ASSEMBLY (MERC 850XS)
	46-73802A1		1	WATER PUMP BASE ASSEMBLY (MERC 850 LONG)
19	26-31489		1	OIL SEAL, WATER PUMP BASE
20	26-55682		1	OIL SEAL, WATER PUMP BASE
21	17-35973		2	DOWEL PIN, WATER PUMP BASE TO WATER PUMP
22	27-32433		1	GASKET, LOWER - WATER PUMP BASE TO FACE PLATE
23	32435		1	PLATE, FACE - WATER PUMP BASE TO WATER PUMP BODY
24	27-32434		1	GASKET, UPPER - FACE PLATE TO WATER PUMP BODY
25	46-64141A1		1	WATER PUMP BODY ASSEMBLY
26	48752		1	INSERT, WATER PUMP BODY
28	26-38970		1	SEAL, RUBBER - WATER INLET TUBE
29	47-65960		1	IMPELLER, WATER PUMP
30	28-56654		1	KEY, IMPELLER DRIVE
31	10-30720		1	SCREW, WATER PUMP BODY TO GEAR HOUSING (2 1/4")
32	13-26992		1	LOCKWASHER, WATER PUMP BODY SCREW
33	12-29245		3	WASHER, WATER PUMP BODY FASTENING SCREW AND STUD

CONTINUED ON NEXT PAGE ➡

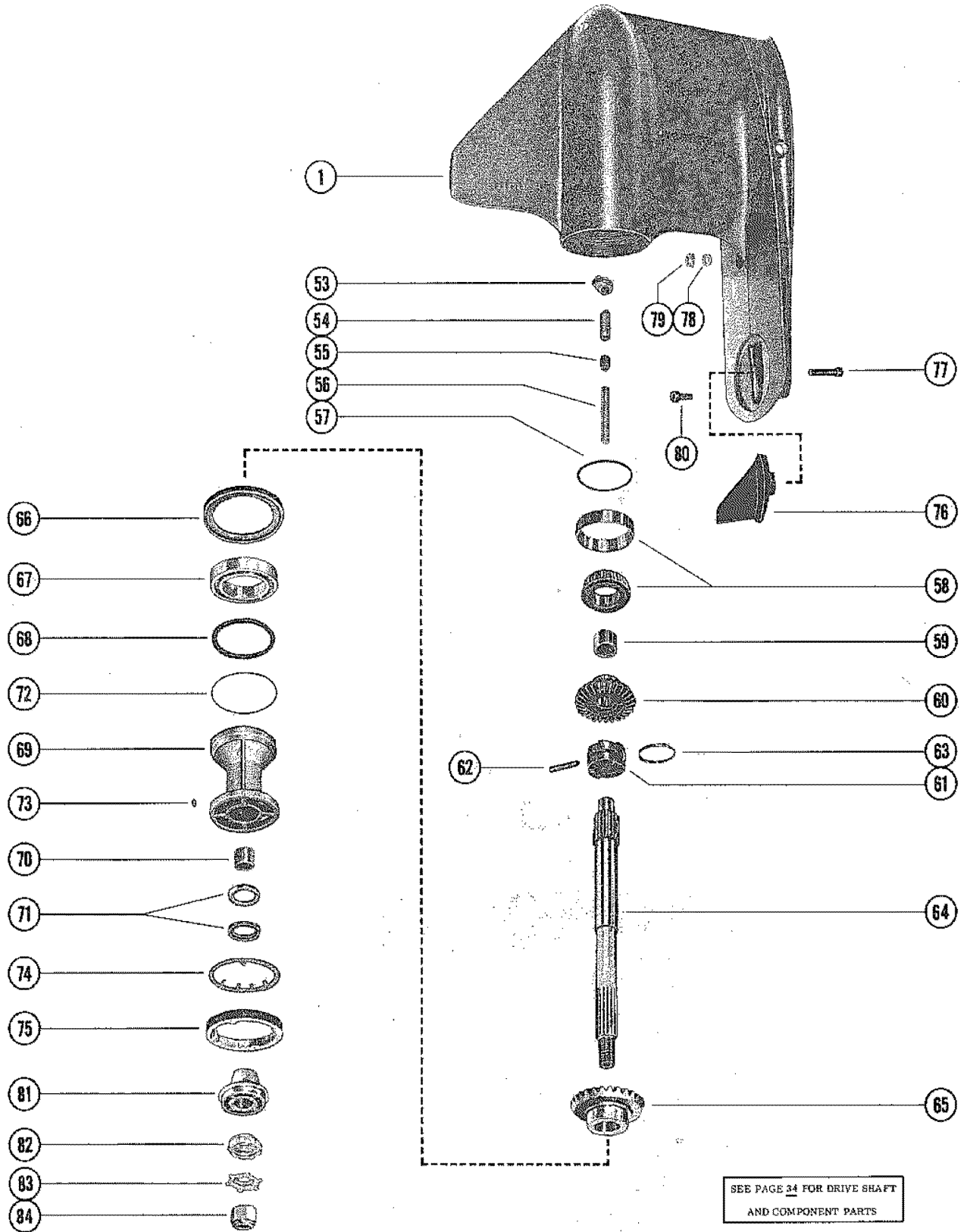
GEAR HOUSING ASSEMBLY, COMPLETE (SERIAL GROUP #1) (PAGE 1)



GEAR HOUSING ASSEMBLY, COMPLETE (SERIAL GROUP #1) (PAGE 1)

REF. NO.	PART NO.	SYM.	QTY.	DESCRIPTION
34	11-69069		2	NUT, WATER PUMP BODY FASTENING STUD
35	12-36001		1	WASHER, WATER PUMP BODY FASTENING STUD
36	11-45592		1	NUT, WATER PUMP BODY FASTENING STUD
37	25-30271		1	RING, RUBBER - CENTRIFUGAL SLINGER (DRIVE SHAFT)
38	23-29804		1	SLEEVE, GUIDE - WATER INLET TUBE
39	37641		1	SEAL, EXHAUST TUBE
40	38051		1	PLATE, SUPPORT - EXHAUST TUBE SEAL
41	55421A1		1	SHAFT ASSEMBLY, SHIFT - LOWER
42	53-29641		1	"E" RING, RETAINING - LOWER SHIFT SHAFT
43	25-25439		1	"O" RING, SHIFT SHAFT BUSHING
44	23-55419A1		1	BUSHING ASSEMBLY, SHIFT SHAFT
45	26-25490		1	OIL SEAL, SHIFT SHAFT BUSHING (LOWER)
	26-31249		1	OIL SEAL, SHIFT SHAFT BUSHING (UPPER)
46	12-31266		1	WASHER, RUBBER - SHIFT SHAFT BUSHING
47	39019		1	SPACER, LOWER - REVERSE LOCKING
48	39021		1	CAM, REVERSE LOCKING
49	10-28634		2	SCREW, GREASE FILLER
	10-67892		1	PLUG, DRAIN (MAGNETIC)
50	12-20260		2	WASHER, GREASE FILLER AND VENT HOLE SCREW
51	19-48750		1	PLUG, GEAR HOUSING FLUSHING HOLE MERC 850XS
52	12-49221		1	WASHER, GEAR HOUSING FLUSHING HOLE PLUG MERC 850XS

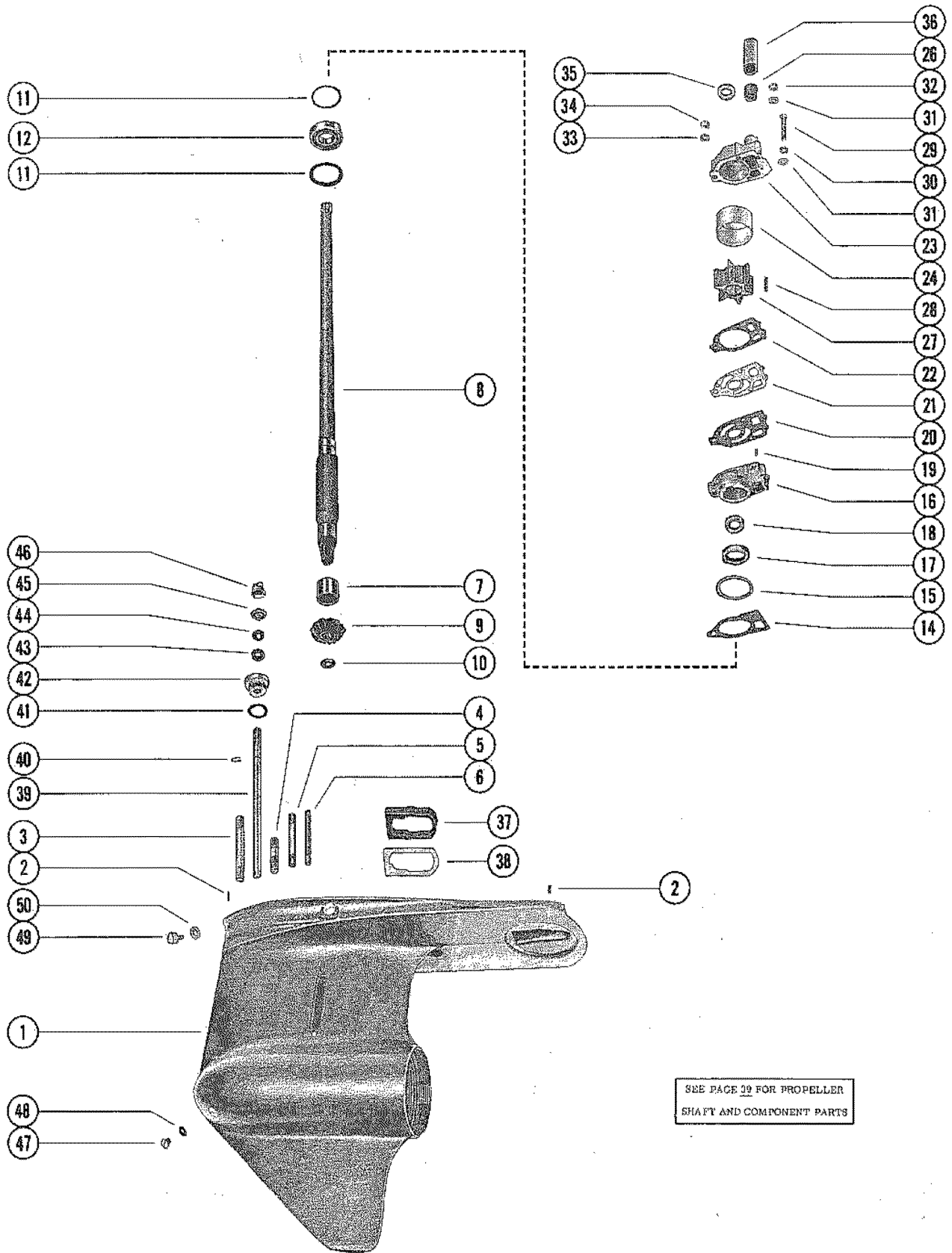
GEAR HOUSING ASSEMBLY, COMPLETE (SERIAL GROUP #1) (PAGE 2)



GEAR HOUSING ASSEMBLY, COMPLETE (SERIAL GROUP #1) (PAGE 2)

REF. NO.	PART NO.	SYM.	QTY.	DESCRIPTION
-	1623-6047A2		1	GEAR HOUSING ASSEMBLY, COMPLETE (MERC 850XS)SEE NOTE BELOW
-	1623-6052A3		1	GEAR HOUSING ASSEMBLY, COMPLETE (MERC 850 LONG) SEE NOTE BEL
1	1623-6047A4		1	GEAR HOUSING ASSEMBLY (MERC 850XS) SEE PAGE 34 FOR BREAKDOW
	1623-6052A4		1	GEAR HOUSING ASSEMBLY (MERC 850 LONG)SEE PG 34 FOR BREAKDO
53	54346		1	CAM, SHIFT
54	30625		1	FOLLOWER, CAM
55	30624		1	SLIDE, CROSS PIN
56	24-30622		1	SPRING, COMPRESSION - CAM FOLLOWER
57	15-30923A1		AR	SHIM, BEARING OUTER RACE TO GEAR HSG. (.002-3-5-10)
58	31-30894A1		1	TAPERED ROLLER BEARING ASSEMBLY
59	31-30895		1	BEARING, ROLLER - FORWARD GEAR
60	43-56517		1	FORWARD GEAR ASSEMBLY
61	52-34239		1	RATCHET, SLIDING CLUTCH
62	17-30632		1	PIN, CROSS - RATCHET TO PROPELLER SHAFT
63	24-30893		1	SPRING, RETAINING - CROSS PIN
64	44-52542		1	SHAFT, PROPELLER
65	43-56516		1	REVERSE GEAR ASSEMBLY
66	12-71143A1		1	WASHER, THRUST - BEARING CARRIER TO GEAR HOUSING
67	30-31265		1	BEARING, BALL - REVERSE GEAR
68	25-29976		1	"O" RING, BEARING CARRIER
69	73800A1		1	BEARING CARRIER ASSEMBLY (MERC 850XS)
	52132A1		1	BEARING CARRIER ASSEMBLY (MERC 850 LONG)
70	31-30956		1	BEARING, ROLLER - BEARING CARRIER
71	26-73838		2	OIL SEAL, BEARING CARRIER
72	25-32546		1	"O" RING, BEARING CARRIER (MERC 850XS)
73	28-30281		1	KEY, LOCATING - BEARING CARRIER
74	14-52700		1	TAB WASHER, GEAR HOUSING COVER
75	52699		1	COVER, GEAR HOUSING
76	31640A1		1	TRIM TAB ASSEMBLY, GEAR HOUSING
77	10-66024		1	SCREW, TRIM TAB TO GEAR HOUSING (1 3/4")
78	12-45176		2	WASHER, GEAR HOUSING TO DRIVE SHAFT HOUSING STUDS
79	11-34933		2	NUT, GEAR HOUSING TO DRIVE SHAFT HOUSING STUDS
80	10-65210		1	SCREW, GEAR HOUSING TO DRIVE SHAFT HOUSING (1")
81	65091		1	THRUST HUB
82	12-31211		1	WASHER, SPLINED - PROPELLER NUT
83	14-31210		1	TAB WASHER, PROPELLER NUT
84	11-52707		1	NUT, PROPELLER

GEAR HOUSING ASSEMBLY, COMPLETE (SERIAL GROUP #2) (PAGE 1)



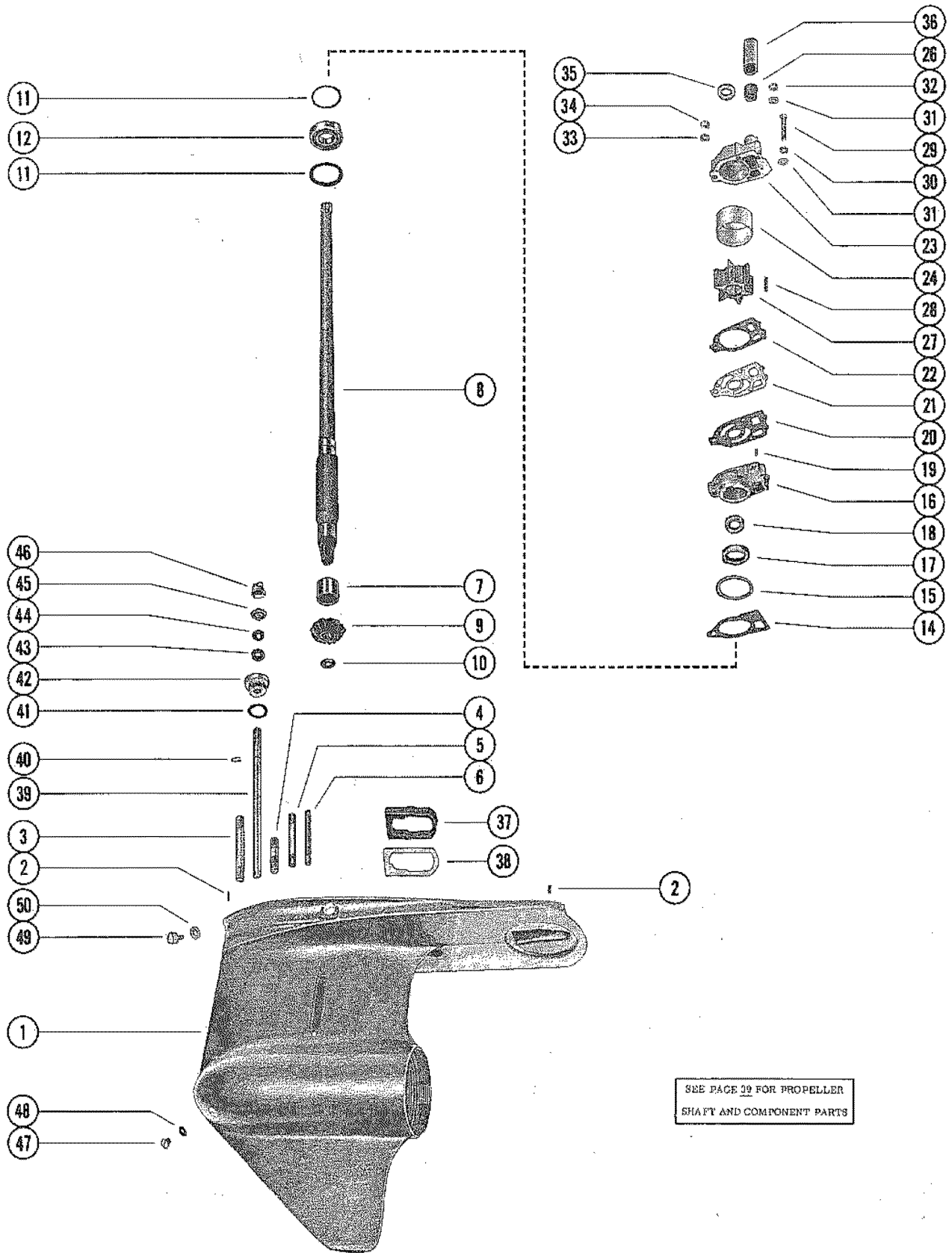
SEE PAGE 29 FOR PROPELLER
SHAFT AND COMPONENT PARTS

GEAR HOUSING ASSEMBLY, COMPLETE (SERIAL GROUP #2) (PAGE 1)

REF. NO.	PART NO.	SYM.	QTY.	DESCRIPTION
-	1623-6048A7		1	GEAR HOUSING ASSEMBLY, COMPLETE (MERC 850XS) SEE NOTE BELOW
-	1623-6053A13		1	GEAR HOUSING ASSEMBLY, COMPLETE (MERC 850 LONG) SEE NOTE BEL
1	1623-6048A3		1	GEAR HOUSING ASSEMBLY (MERC 850XS)
	1623-6053A5		1	GEAR HOUSING ASSEMBLY (MERC 850 LONG)
2	17-46912		2	DOWEL PIN, GEAR HOUSING LOCATING
3	16-57921		1	STUD, GEAR HOUSING TO DRIVE SHAFT HOUSING (4")
4	16-57920		2	STUD, GEAR HOUSING TO DRIVE SHAFT HOUSING (2 1/16")
5	16-56297		1	STUD, WATER PUMP BASE AND BODY TO GEAR HOUSING (3 3/8")
6	16-30667		2	STUD, WATER PUMP BASE AND BODY TO GEAR HOUSING (3 1/8")
7	31-32898		1	BEARING, ROLLER - DRIVE SHAFT
8	45-69250		1	DRIVE SHAFT (MERC 850XS)
	45-69251		1	DRIVE SHAFT (MERC 850 LONG)
9	43-75316		1	GEAR, PINION - DRIVE SHAFT
10	11-35921		1	NUT, PINION GEAR TO DRIVE SHAFT
11	23-70412		1	SPACER, ROLLER BEARING TO WATER PUMP BASE
	15-57007A1		AR	SHIM, ROLLER BEARING TO WATER PUMP BASE
12	31-69220		1	ROLLER BEARING, DRIVE SHAFT
14	27-33146		1	GASKET, WATER PUMP BASE TO GEAR HOUSING
15	25-33145		1	"O" RING, WATER PUMP BASE
16	46-69222A1		1	WATER PUMP BASE ASSEMBLY (MERC 850XS)
	46-73804A1		1	WATER PUMP BASE ASSEMBLY (MERC 850 LONG)
17	26-31489		1	OIL SEAL, WATER PUMP BASE
18	26-31507		1	OIL SEAL, WATER PUMP BASE
19	17-35973		2	DOWEL PIN, WATER PUMP BASE TO WATER PUMP BODY
20	27-32433		1	GASKET, LOWER - WATER PUMP BASE TO FACE PLATE
21	32435		1	PLATE,FACE - WATER PUMP BASE TO WATER PUMP BODY
22	27-32434		1	GASKET, UPPER - FACE PLATE TO WATER PUMP BODY
23	46-64141A1		1	WATER PUMP BODY ASSEMBLY
24	48752		1	INSERT, WATER PUMP BODY
26	26-38970		1	SEAL, RUBBER - WATER INLET TUBE
27	47-65960		1	IMPELLER, WATER PUMP
28	28-56654		1	KEY, IMPELLER DRIVE
29	10-30720		1	SCREW, WATER PUMP BODY TO GEAR HOUSING (2 1/4")
30	13-26992		1	LOCKWASHER, WATER PUMP BODY SCREW
31	12-29245		3	WASHER, WATER PUMP BODY FASTENING SCREW AND STUD
32	11-36069		2	NUT, WATER PUMP FASTENING SCREW
33	12-36001		1	WASHER, WATER PUMP BODY FASTENING STUD

CONTINUED ON NEXT PAGE ➡

GEAR HOUSING ASSEMBLY, COMPLETE (SERIAL GROUP #2) (PAGE 1)

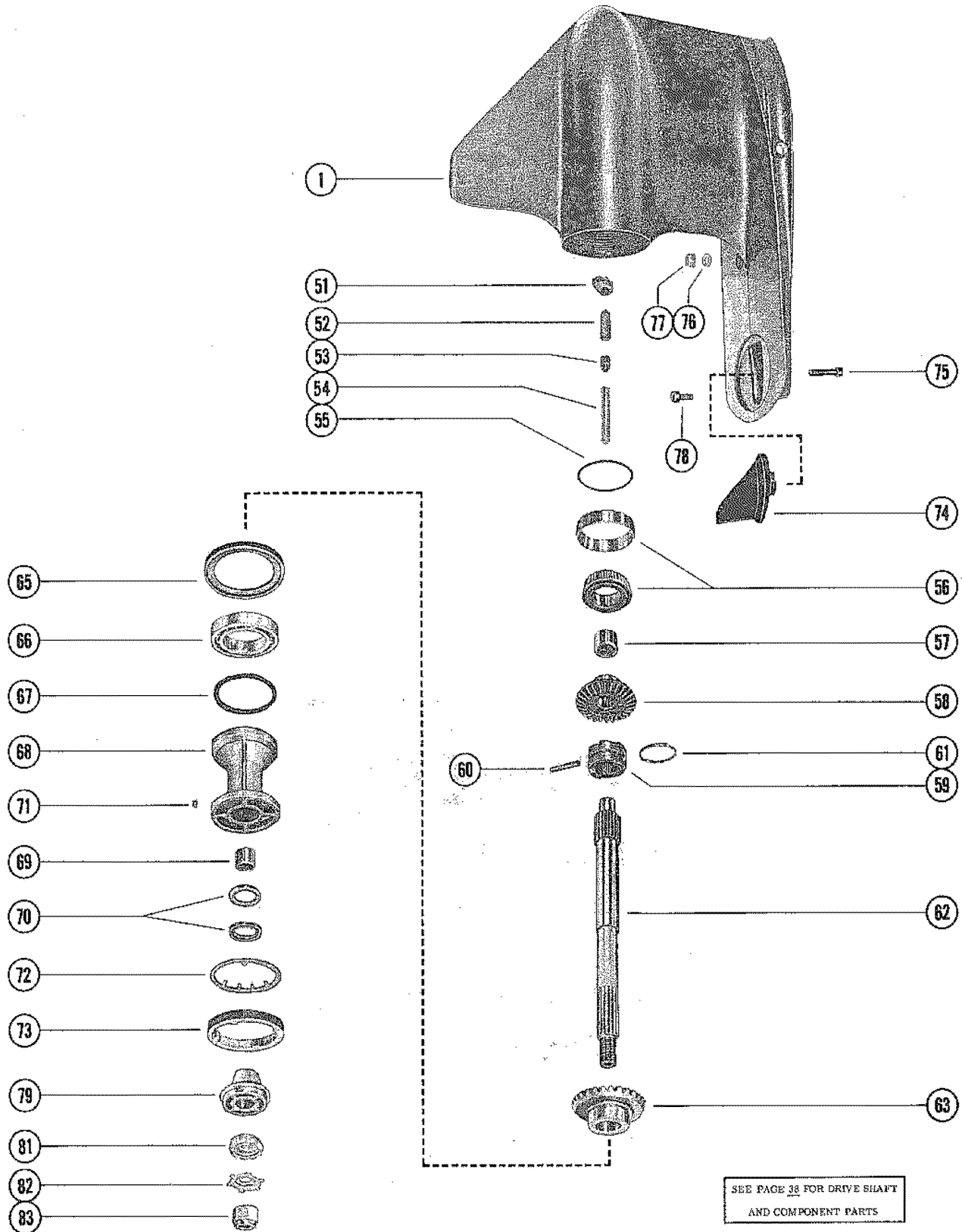


SEE PAGE 29 FOR PROPELLER
SHAFT AND COMPONENT PARTS

GEAR HOUSING ASSEMBLY, COMPLETE (SERIAL GROUP #2) (PAGE 1)

REF. NO.	PART NO.	SYM.	QTY.	DESCRIPTION
34	11-45592		1	NUT, WATER PUMP BODY FASTENING STUD
35	25-30271		1	RING, RUBBER - CENTRIFUGAL SLINGER (DRIVE SHAFT)
36	23-29804		1	SLEEVE, GUIDE - WATER INLET TUBE
37	37641		1	SEAL, EXHAUST TUBE
38	38051		1	PLATE, SUPPORT - EXHAUST TUBE SEAL
39	76062A1		1	SHAFT ASSEMBLY, SHIFT - LOWER
40	53-29641		1	"E" RING, RETAINING -SHIFT SHAFT
41	25-25439		1	"O" RING, SHIFT SHAFT BUSHING
42	23-55419A1		1	BUSHING ASSEMBLY, SHIFT SHAFT
43	26-24590		1	OIL SEAL, SHIFT SHAFT HOUSING (LOWER)
	26-31249		1	OIL SEAL, SHIFT SHAFT HOUSING (UPPER)
44	12-31266		1	WASHER, RUBBER - SHIFT SHAFT BUSHING
45	39019		1	SPACER, LOWER - REVERSE LOCKING
46	39021		1	CAM, REVERSE LOCKING
47	10-28634		2	SCREW, GREASE FILLER AND VENT HOLE
	22-67892		1	SCREW, DRAIN (MAGNETIC)
48	12-20260		2	WASHER, GREASE FILLER AND VENT HOLE SCREW
49	19-48750		1	PLUG, GEAR HOUSING FLUSHING HOLE MERC 850XS
50	12-49221		1	WASHER, GEAR HOUSING FLUSHING HOLE PLUG MERC 850XS

GEAR HOUSING ASSEMBLY, COMPLETE (SERIAL GROUP #2) (PAGE 2)



GEAR HOUSING ASSEMBLY, COMPLETE (SERIAL GROUP #2) (PAGE 2)

REF. NO.	PART NO.	SYM.	QTY.	DESCRIPTION
-	1623-6048A7		1	GEAR HOUSING ASSEMBLY, COMPLETE (MERC 850XS) SEE NOTE BELOW
-	1623-6053A13		1	GEAR HOUSING ASSEMBLY, COMPLETE (MERC 850 LONG)SEE NOTE BEL
1	1623-6048A3		1	GEAR HOUSING ASSEMBLY (MERC 850XS) SEE PAGE 38 FOR BREAKDOWN
	1623-6053A5		1	GEAR HOUSING ASSEMBLY (MERC 850 LONG) SEE PAGE 38 FOR BREAK
51	54346		1	CAM, SHIFT
52	30625		1	FOLLOWER, CAM
53	30624		1	SLIDE, CROSS PIN
54	24-30622		1	SPRING, COMPRESSION - CAM FOLLOWER
55	15-30923A1		AR	SHIM, BEARING OUTER RACE TO GEAR HSG. (.002-3-5-10)
56	31-30894A1		1	TAPERED ROLLER BEARING ASSEMBLY
57	31-30895		1	BEARING, ROLLER - FORWARD GEAR
58	43-75314		1	FORWARD GEAR ASSEMBLY
59	52-34239		1	RATCHET, SLIDING CLUTCH
60	17-30632		1	PIN, CROSS - RATCHET TO PROPELLER SHAFT
61	24-30893		1	SPRING, RETAINING - CROSS PIN
62	44-52542		1	SHAFT, PROPELLER
63	43-75315		1	REVERSE GEAR ASSEMBLY
65	12-71143A1		1	WASHER, THRUST - BEARING CARRIER TO GEAR HOUSING
66	30-31265		1	BEARING, BALL - REVERSE GEAR
67	25-29976		1	"O" RING, BEARING CARRIER
68	73800A1		1	BEARING CARRIER ASSEMBLY (MERC 850XS)
	52132A1		1	BEARING CARRIER ASSEMBLY (MERC 850 LONG)
69	31-30956		1	BEARING, ROLLER - BEARING CARRIER
70	26-76868		2	OIL SEAL, BEARING CARRIER
-	25-32546		1	"O" RING, BEARING CARRIER (MERC 850XS)
71	28-30281		1	KEY, LOCATING - BEARING CARRIER
72	14-52700		1	TAB WASHER, GEAR HOUSING COVER
73	52699		1	COVER, GEAR HOUSING
74	31640A1		1	TRIM TAB, GEAR HOUSING
75	10-66024		1	SCREW, TRIM TAB TO GEAR HOUSING (1 3/4")
76	12-45176		2	WASHER, GEAR HOUSING TO DRIVE SHAFT HOUSING STUDS
77	11-34933		2	NUT, GEAR HOUSING TO DRIVE SHAFT HOUSING STUDS
78	10-65210		1	SCREW, GEAR HOUSING TO DRIVE SHAFT HOUSING (1")
79	65091		1	THRUST HUB
81	12-31211		1	WASHER, SPLINED - PROPELLER NUT
82	14-31210		1	TAB WASHER, PROPELLER NUT
83	11-52707		1	NUT, PROPELLER

PARTS INDEX

Part Number	Description	Pg.	Ref. No.	Part Number	Description	Pg.	Ref. No.
22833	ADAPTOR, CHECK UNIT (FUEL LINE)	25	21	38051	PLATE, SUPPORT - EXHAUST TUBE SEAL . . .	53	40
23004	RETAINER, CHECK VALVE .	25	6	38051	PLATE, SUPPORT - EXHAUST TUBE SEAL . . .	59	38
23069	STEM, CHECK UNIT ADAPTOR	25	22	38279	LATCH, CONTROL CABLE FASTENING - ANCHOR BRACKET	37	31
25067	BUMPER, RUBBER - MOUNTING SCREW	47	26	38674	BLANKET, SOUND ABSORBING	7	9
26113	RACE, OUTER (PAIR)	31	17	39019	SPACER, LOWER - REVERSE LOCKING	53	47
28203	BUMPER, STEERING ARM .	41	16	39019	SPACER, LOWER - REVERSE LOCKING	59	45
28205	STRAP STOP, DRIVE SHAFT HOUSING TO SWIVEL BRACKET	41	9	39021	CAM, REVERSE LOCKING .	53	48
30188	CUP WASHER, ADAPTOR . .	25	25	39021	CAM, REVERSE LOCKING .	59	46
30413	HOOK, COWL LATCH FASTENING	7	13	39519	CAP, BARREL RETAINER - ANCHOR	35	24
30624	SLIDE, CROSS PIN	55	55	39616	BOOT, CONTROL CABLES - BOTTOM COWL	35	5
30624	SLIDE, CROSS PIN	61	53	39618	LEVER, NYLON - SHIFT CABLE LOCKING	35	25
30625	FOLLOWER, CAM	55	54	39667	COVER, NYLON - SHIFT CABLE	37	27
30625	FOLLOWER, CAM	61	52	46265	BOOT, TERMINAL - STARTER SOLENOID . . .	17	19
30664	TUBE, TILT - CLAMP BRACKET TO SWIVEL BRACKET	43	4	46785A1	COWL LATCH ASSEMBLY . .	7	12
31014	MOUNT, RUBBER - REAR SUPPORT BRACKET	3	25	46933A2	GROUND STRAP ASSEMBLY, TRIM COVER SCREW	47	7
31640A1	TRIM TAB ASSEMBLY, GEAR HOUSING	55	76	46933A3	GROUND STRAP ASSEMBLY, EXHAUST COVER SCREW	29	32
31640A1	TRIM TAB, GEAR HOUSING	61	74	47341A1	ROPE, STARTER (FOR MANUAL STARTING ONLY)	7	7
32435	PLATE, FACE - WATER PUMP BASE TO WATER PUMP BODY	51	23	47558	ROD, PUSH - REVERSE LOCK (MERC 850 LONG) .	47	13
32435	PLATE,FACE - WATER PUMP BASE TO WATER PUMP BODY	57	21	47559	YOKE, PUSH ROD	47	15
35474	COVER, LOWER MOUNT CLAMP	49	34	47591	ROD, PUSH - REVERSE LOCK (MERC 850XS)	47	13
35496	PAD, BUMPER - TOP COWL RETAINER	3	3	47799A1	TILT LOCK ASSEMBLY, STARBOARD	43	17
35608	CLAMP, LOWER MOUNT TO DRIVE SHAFT HOUSING .	47	31	47800A1	TILT LOCK ASSEMBLY, PORT	43	18
37417	COVER, TRIM - DRIVE SHAFT HOUSING	47	4	47802	TUBE, TILT LOCK	43	19
37419	YOKE, BOTTOM	41	13	48039	CAP, NYLON - ADJUSTING SCREW	13	12
37440	BRACKET, MOUNT SUPPORT - CYLINDER BLOCK	29	30	48752	INSERT, WATER PUMP BODY	51	26
37445	SUPPORT, WIRING HARNESS - BOTTOM COWL	35	7	48752	INSERT, WATER PUMP BODY	57	24
37637	BOOT, FUEL CONNECTOR - BOTTOM COWL	35	6	52023	CAP, NYLON - ADJUSTING SCREW	13	15
37639	MOUNT, RUBBER - TOP COWL FRAME	3	21	52023	CAP, NYLON - ADJUSTING SCREW	13	8
37640	MOUNT, RUBBER - SUPPORT FRAME	3	16	52100	WEAR PLATE, LINK ROD . .	37	30
37641	SEAL, EXHAUST TUBE	53	39	52132A1	BEARING CARRIER ASSEMBLY (MERC 850 LONG)	55	69
37641	SEAL, EXHAUST TUBE	59	37				
37896	GUIDE BLOCK, LINK ROD . .	35	22				
37918	SEAL, EXHAUST EXTENSION PLATE	39	4				

PARTS INDEX

Part Number	Description	Pg.	Ref. No.	Part Number	Description	Pg.	Ref. No.
52468	BRACKET, TOP COWL			65091	THRUST HUB	61	79
	SUPPORT - REAR	3	24	65369	TUBE, EXHAUST (MERC 850 LONG)	47	10
52699	COVER, GEAR HOUSING	55	75	65370	TUBE, EXHAUST (MERC 850XS)	47	10
52699	COVER, GEAR HOUSING	61	73	65615	POINTER, TIMING	29	7
52732	BRACKET, ANCHOR - CONTROL CABLES	35	23	65638	BOOT, EXHAUST TUBE	47	11
52733A9	RETAINER ASSEMBLY, TOP COWL	3	2	65799	LINK, LOCKING LEVER TO COVER	37	28
52737	LEVER, COWL LATCH HINGE	3	10	65800	PACKING, CARRIER	31	5
52739	HINGE, COWL LATCH - TOP COWL	3	9	66096A1	PLATE ASSEMBLY, EXHAUST EXTENSION	39	1
52887	GUIDE, PUSH ROD- REVERSE LOCKING	47	12	66336	MOUNT, RUBBER - LOWER (MERC 850XS)	47	24
52889	NOZZLE, TELL TALE HOSE TO BOTTOM COWL	35	11	66517	RESTRICTOR, CRANKCASE BLEED	27	11
53078	CAP, PLASTIC - TILT TUBE	43	7	69205	"D" WASHER, CLAMP SCREW	11	51
53665	INSERT, COUPLING	19	18	69205	"D" WASHER, CLIP SCREW	9	24
53720A2	COUPLING ASSEMBLY (LOWER CARBURETOR)	19	17	70679	COVER, UPPER AND LOWER SHOCK MOUNTING PIN	45	40
54143	SEAL, SOUND - UPPER	7	10	70692	REVERSE LOCK ASSEMBLY	45	26
54196A6	CARRIER ASSEMBLY	31	4	71040	SEAL, SOUND ABSORBING	7	8
54293A4	CHOKE SOLENOID ASSEMBLY	19	1	73189	PLATE, SWITCH BOX	9	7
54346	CAM, SHIFT	55	53	73192	COVER, IGNITION COIL	9	34
54346	CAM, SHIFT	61	51	73320	COVER, TRANSFER PORT -TOP	29	27
55278A2	DIAPHRAGM ASSEMBLY	25	3	73321	COVER, TRANSFER PORT - BOTTOM	29	27
55421A1	SHAFT ASSEMBLY, SHIFT - LOWER	53	41	73373	LINK ROD, SPARK ADVANCE - SEE NOTE BELOW	13	26
55455	HOOK, TOP COWL LATCH - REAR	3	12	73374	LINK ROD, THROTTLE	13	22
55692	COUPLING, SHIFT SHAFT)	35	15	73395	PLATE, MOUNTING - IGNITION COIL	9	29
56029	COVER, STARTER MOTOR (UPPER)	27	3	73396	FRAME, FRONT SUPPORT	3	32
56074A2	PLUNGER AND LINK ASSEMBLY	19	7	73400	CHOKE ROD	19	8
56349	SHAFT, REVERSE LOCK PIVOT	45	28	73401	FRAME, SUPPORT - TOP COWL	3	15
56703	COLLAR, RUBBER - STARTER MOTOR	17	2	73402	SHIFT LINK	35	17
57247	STOP, RUBBER - STARTER MOTOR	17	4	73404	LATCH, THROTTLE LEVER (THROTTLE CABLE)	13	2
58124A19	MERCURY SWITCH ASSEMBLY	9	17	73405	HOUSING, CAM	13	24
60304A33	SHIFT SHAFT ASSEMBLY, UPPER (MERC 850XS)	35	14	73406A1	COVER ASSEMBLY, SILENCER SERIAL	5	35
60304A34	SHIFT SHAFT ASSEMBLY, UPPER (MERC 850 LONG) S GROUP #1	35	14	73407	COVER, SWITCH BOX	9	25
60304A44	SHIFT SHAFT ASSEMBLY, UPPER (MERC 850 LONG) S GROUP #2	35	14	73408	PLATE, CARBURETOR	19	23
60304A45	SHIFT SHAFT ASSEMBLY, UPPER (MERC 850XS)	35	14	73410A1	TRIGGER PLATE ASSEMBLY SEE NOTE ON GRID E4	11	40
60572	BARREL, NYLON - LEVER AND ARM	13	21	73412	COVER, EXHAUST MANIFOLD	29	22
62351A1	RECTIFIER ASSEMBLY	17	9	73414	ARM, SPARK ADVANCE	13	9
63319	RETAINER, SPARK PLUG WIRE	11	52	73416	LEVER, THROTTLE	13	1
65091	THRUST HUB	55	81	73432	CAM, THROTTLE	13	23
				73434A1	FUEL PUMP ASSEMBLY	25	1
				73436	PLATE, BAFFLE - EXHAUST MANIFOLD	29	20
				73438	COVER, WATER JACKET - CYLINDER BLOCK	29	16

PARTS INDEX

Part Number	Description	Pg.	Ref. No.	Part Number	Description	Pg.	Ref. No.
73647	SEAL, CARBURETOR PLATE	19	27	10-21937	SCREW, LOWER SHOCK PIN (2")	45	31
73755A1	CHOKE KNOB ASSEMBLY	19	9	10-22956	SCREW, REAR HOOK TO TOP COWL (7/8")	3	14
73786	KNOB, COWL FRONT COVER FASTENING	7	2	10-22968	SCREW, CENTER MAIN BEARING CLAMPING	31	19
73800A1	BEARING CARRIER ASSEMBLY (MERC 850XS)	55	69	10-24234	SCREW, ANCHOR BRACKET TO CYLINDER BLOCK (1")	37	29
73800A1	BEARING CARRIER ASSEMBLY (MERC 850XS)	61	68	10-24234	SCREW, BRACKET TO CYLINDER BLOCK (1")	29	31
73847	ACTUATOR, THROTTLE (UPPER CARBURETOR)	19	21	10-27281	SCREW, FUEL PUMP TO UPPER TRANSFER COVER (1 3/8")	25	13
73984	YOKE, BOTTOM	41	13	10-28200	SCREW, STRAP STOP TO HOUSING (3 7/8")	41	10
74199	EXHAUST TUBE	39	18	10-28634	SCREW, GREASE FILLER AND VENT HOLE	59	47
74257A3	PLATE ASSEMBLY, DRIVE SHAFT HOUSING	39	14	10-28634	SCREW, GREASE FILLER AND VENT HOLE	59	47
74303	COVER, AIR INLET	35	2	10-28635	SCREW, PLATE TO CARBURETOR (5/8")	19	26
75043	COVER, THUMB SCREW	43	3	10-28638	SCREW, COVER TO FRONT SUPPORT FRAME (3/4")	5	37
75296	MOUNT, RUBBER - UPPER (MERC 850 LONG)	47	18	10-28668	SCREW, MOUNTING PLATE TO CRANKCASE (7/8")	9	30
75297	MOUNT, RUBBER - UPPER (MERC 850XS)	47	18	10-29256	SCREW, LOWER MOUNT CLAMP TO DRIVE SHAFT HOUSING (7/8")	49	33
75298	MOUNT, RUBBER - LOWER (MERC 850 LONG)	47	22	10-29722	SCREW, COVER TO LOWER CLAMP MOUNT (5/8")	49	36
75300	MOUNT, RUBBER - LOWER (MERC 850XS)	47	22	10-30225	SCREW, END CAP MOUNTING (1")	29	14
76062A1	SHAFT ASSEMBLY, SHIFT - LOWER	59	39	10-30720	SCREW, WATER PUMP BODY TO GEAR HOUSING (2 1/4")	51	31
76158A1	SWIVEL ASSEMBLY, LINK ROD TO ARM	13	27	10-30720	SCREW, WATER PUMP BODY TO GEAR HOUSING (2 1/4")	57	29
76198	COVER, WATER JACKET - CYLINDER BLOCK	29	16	10-31984	SCREW, COVER TO CRANKCASE (1 3/8")	27	4
76226A1	COVER ASSEMBLY, SILENCER SERIAL	5	35	10-32417	SCREW, FLEXIBLE PLATE TO FLYWHEEL (5/8")	9	6
76367	POINTER, TIMING	29	7	10-35385	SCREW, COVER TO CRANKCASE (1 3/4")	27	4
76370	SHIELD< TOP COWL - REAR	3	6	10-35585	SCREW, TIMING POINTER ATTACHING (3/4")	29	8
76385	TILT LOCK ASSEMBLY, PORT	43	18	10-37370	SCREW, COVER TO FUEL PUMP (5/8")	25	11
76386	TILT LOCK ASSEMBLY, STARBOARD	43	17	10-37370	SCREW, SHIELD TO TOP COWL (5/8")	3	7
76387	TUBE, TILT LOCK	43	19	10-37558	SCREW, RETAINER TO TOP COWL (1 1/4")	3	4
76700A1	SWIVEL ASSEMBLY, LINK ROD TO ARM	13	27	10-37562	SCREW, REAR BRACKET TO FRAME (1")	3	28
76867	COVER, STARTER MOTOR (LOWER)	27	6	10-37562	SCREW, REAR SUPPORT BRACKET TO BOTTOM COWL (1")	3	30
77000A2	TRIGGER PLATE ASSEMBLY	15	40	10-37562	SCREW, SILENCER COVER	3	33
77001	HOUSING, THROTTLE CAM	13	24	10-37562	SCREW, SUPPORT FRAME TO FRONT FRAME (1")	3	19
77010	LINK ROD, SPARK ADVANCE	15	26				
77158	SPACER, THROTTLE CAM HOUSING	15	32				
77885	COVER, FUEL PUMP	25	10				
10-20037	SCREW, CHECK VALVE TO FUEL PUMP (1/4")	25	7				
10-20359	SCREW, CENTER MAIN BEARING LOCKING (1")	27	15				
10-20616	SCREW, COVER TO PLATE (1/2")	9	26				
10-20619	SCREW, SWITCH BOX TO PLATE (1 3/8")	9	13				
10-20646	SCREW, TERMINAL BLOCK TO PLATE (5/8")	9	20				

PARTS INDEX

Part Number	Description	Pg.	Ref. No.	Part Number	Description	Pg.	Ref. No.
10-37571	SCREW, SEAL AND RETAINING STRIP TO EXH. PLATE (1/2")	39	6	10-59645	SCREW, SWITCH BOX PLATE TO CYLINDER BLOCK (3/4")	9	9
10-37655	SCREW, COVER TO SHOCK MOUNTING SCREWS (1/2")	45	41	10-59702	SCREW, LATCH TO THROTTLE LEVER (7/8") . .	13	3
10-37655	SCREW, WIRE TO TERMINAL BLOCK (1/2") . .	9	21	10-60293	SCREW, ACTUATOR TO UPPER CARBURETOR (1/2")	19	22
10-37656	SCREW, RECTIFIER TO PLATE (5/8")	17	10	10-60605	SCREW, HOUSING TO CRANKCASE (3/4")	13	25
10-38601	SCREW, SOLENOID TO BOTTOM COWL (5/8") . . .	17	20	10-61010	SCREW, EXHAUST TUBE TO DRIVE SHAFT HOUSING PLATE (3/4")	39	19
10-39767	SCREW, COVER TO CRANKCASE (1 7/8")	27	7	10-62204	SCREW, REED STOP MOUNTING	31	12
10-45775	SCREW, MAIN BEARING CLAMPING	31	8	10-62568	SCREW, CLIP TO PLATE (3/8")	9	23
10-46378	SCREW, RETAINER TO CYLINDER BLOCK COVER (1")	11	53	10-62568	SCREW, COVER TO BOTTOM COWL (3/8") . . .	35	3
10-47828	SCREW, DRIVE - SWIVEL BRACKET	41	5	10-62568	SCREW, GROUND STRAP ATTACHING (3/8")	29	33
10-48408	SCREW, CLAMP TO CRANKCASE (1/2")	11	44	10-62568	SCREW, GROUND STRAP ATTACHINGS	47	8
10-48408	SCREW, CLAMP TO EXHAUST MANIFOLD COVER (1/2")	11	50	10-62568	SCREW, WIRE TO CHOKE ROD	19	13
10-48408	SCREW, TELL TALE NOZZLE TO BOTTOM COWL (1/2")	35	12	10-63136	SCREW, STATOR TO UPPER END CAP (7/8")	11	39
10-49318	SCREW, UPPER MOUNT (5 1/2")	47	23	10-65210	SCREW, GEAR HOUSING TO DRIVE SHAFT HOUSING (1")	55	80
10-49554	BOLT, STEERING ARM TO UPPER MOUNT (5 7/8") . .	41	17	10-65210	SCREW, GEAR HOUSING TO DRIVE SHAFT HOUSING (1")	61	78
10-49668	SCREW, TRANSFER PORT COVER MOUNTING (3/4")	29	29	10-66023	SCREW, ADAPTOR PLATE TO HOUSING PLATE (2") .	39	8
10-52743	SCREW, CARBURETOR TO CRANKCASE (3 3/4")	19	16	10-66023	SCREW, HOUSING PLATE TO DRIVE SHAFT HOUSING (2")	39	9
10-53016	SCREW, CRANKCASE TO CYLINDER BLOCK (1 1/4")	27	13	10-66024	SCREW, TRIM TAB TO GEAR HOUSING (1 3/4") .	55	77
10-53077	SCREW, UPPER AND LOWER SHOCK MOUNTING IPN (3/4") . . .	45	39	10-66024	SCREW, TRIM TAB TO GEAR HOUSING (1 3/4") .	61	75
10-53167	SCREW, WATER JACKET COVER TO CYLINDER BLOCK (7/8")	29	17	10-66104	SCREW, COUPLING TO CARBURETOR (3/4")	19	19
10-53576	SCREW, MANIFOLD COVER MOUNTING (1 1/8")	29	23	10-67892	PLUG, DRAIN (MAGNETIC) .	53	49
10-54803	SCREW, CAP TO CONNECTING ROD	31	26	10-68298	BOLT, CLAMP BRACKET TO BOAT TRANSOM (3 1/4") .	43	13
10-55337	SCREW, LEVER AND ARM TO CYLINDER BLOCK (1 3/4")	13	16	10-68299	BOLT, CLAMP BRACKET TO TRANSOM (3")	43	13
10-56743	SCREW, STRAP STOP TO HOUSING (3 1/8")	41	10	10-68997	SCREW, PLATE/HUB TO FLEXIBLE PLATE (3/4") . .	9	5
10-57807	SCREW, TRIM COVER TO BOTTOM COWL (3/4") . . .	47	5	10-69020	SCREW, WIRING HARNESS CLAMP TO BOTTOM COWL (7/8")	17	25
10-57841	SCREW, CRANKCASE TO CYLINDER BLOCK (2 3/4")	27	13	10-69029	SCREW, ADAPTOR TO BOTTOM COWL (1 3/4") . .	25	26
10-59645	SCREW, CHOKE SOLENOID TO FRONT BRACKET (3/4")	19	2	10-69029	SCREW, SUPPORT TO COWL (1 3/4")	35	8

PARTS INDEX

Part Number	Description	Pg.	Ref. No.	Part Number	Description	Pg.	Ref. No.
10-69046	SCREW, COVER TO MOUNTING PLATE (2")	9	35	11-35921	NUT, PINION GEAR TO DRIVE SHAFT	57	10
10-69100	SCREW, CYLINDER BLOCK COVER MOUNTING (1")	29	26	11-36069	NUT, ADAPTOR SCREW	25	27
10-69375	SCREW, UPPER AND LOWER SHOCK MOUNTING PIN	45	39	11-36069	NUT, LATCH SCREW	13	5
10-70939	SCREW, FUEL PUMP TO UPPER TRANSFER COVER (1 7/8")	25	13	11-36069	NUT, LINK ROD	35	19
10-73169	SCREW, END CAP MOUNTING (1")	29	6	11-36069	NUT, WATER PUMP FASTENING SCREW	57	32
10-73649A1	THUMB SCREW ASSEMBLY	43	2	11-36069	NUT, WIRING HARNESS SUPPORT SCREW	35	9
10-73654	SCREW, ADJUSTING - THROTTLE LEVER (1 3/4")	13	6	11-37424	NUT, YOKE ATTACHING	41	14
10-73655	SCREW, ADJUSTING - SPARK ADVANCE ARM (2")	13	13	11-45076	NUT, IGNITION COIL TERMINAL	9	33
10-73656	SCREW, ADJUSTING - SPARK ADVANCE ARM (1 3/8")	13	10	11-45076	NUT, RECTIFIER TERMINAL	17	13
10-73657	SCREW, CRANKCASE TO CYLINDER BLOCK (1 1/2")	27	14	11-45076	NUT, SWITCH BOX TERMINAL	9	16
10-73658	SCREW, COVER TO CRANKCASE (5 1/2")	27	7	11-45592	NUT, WATER PUMP BODY FASTENING STUD	53	36
10-76196	SCREW, WIRE TO CHOKE KNOB	19	10	11-45592	NUT, WATER PUMP BODY FASTENING STUD	59	34
11-20013	NUT, RETAINER SCREW	11	54	11-45774	NUT, MAIN BEARING CLAMPING SCREW	31	9
11-20110	NUT, LINK ROD SWIVEL	13	31	11-46887	NUT, LOWER SHOCK PIN SCREW	45	32
11-25096	NUT, MOUNT SCREW	47	25	11-46887	NUT, MAIN BEARING CLAMPING SCREW	31	20
11-25269	NUT, STRAP STOP FASTENING SCREW	41	11	11-46887	NUT, RUBBER MOUNT (LOWER)	3	23
11-28770	NUT, CLAMP BRACKET STUD	43	11	11-47661	NUT, JAM - PUSH ROD	47	14
11-28770	NUT, RUBBER MOUNT	3	18	11-49091	NUT, CONNECTING ROD SCREW	31	27
11-29489	NUT, GEAR HOUSING AND DRIVE SHAFT HOUSING STUDS	47	29	11-52707	NUT, PROPELLER	55	84
11-29598	NUT, RUBBER MOUNT TO REAR SUPPORT BRACKET	3	27	11-52707	NUT, PROPELLER	61	83
11-34932	NUT, POWERHEAD STUDS	39	22	11-52901	NUT, FLYWHEEL	9	1
11-34933	NUT, GEAR HOUSING AND DRIVE SHAFT HOUSING STUDS	47	27	11-53153	NUT, REED STOP MOUNTING SCREW	31	13
11-34933	NUT, GEAR HOUSING TO DRIVE SHAFT HOUSING STUDS	55	79	11-56041	NUT, TILT TUBE FASTENING	43	6
11-34933	NUT, GEAR HOUSING TO DRIVE SHAFT HOUSING STUDS	61	77	11-64015	NUT, STARTER MOTOR TERMINAL	17	7
11-34933	NUT, STEERING ARM BOLT FASTENING	41	18	11-64484	NUT, JAM - ADJUSTING SCREW	13	14
11-34933	NUT, UPPER MOUNT BOLT	47	21	11-64484	NUT, JAM - ADJUSTING SCREW	13	7
11-35521	NUT, LOWER MOUNT CLAMP COVER	49	35	11-68219	NUT, CHOKE SOLENOID TERMINAL	19	6
11-35888	NUT, RUBBER MOUNT (UPPER)	3	22	11-68219	NUT, JAM - ADJUSTING SCREW	13	11
11-35921	NUT, PINION GEAR TO DRIVE SHAFT	51	13	11-68219	NUT, SOLENOID TERMINAL (#10)	17	16
				11-68292	NUT, SOLENOID TERMINAL (5/16")	17	18
				11-68411	NUT, CLAMP BRACKET BOLT	43	15
				11-69069	NUT, WATER PUMP BODY FASTENING STUD	53	34
				11-69254	NUT, CRANKCASE STUDS TO EXHAUST EXTENSION PLATE	39	10
				12-20260	WASHER, GREASE FILLER AND VENT HOLE SCREW	53	50

PARTS INDEX

Part Number	Description	Pg.	Ref. No.	Part Number	Description	Pg.	Ref. No.
12-20533	WASHER, COVER SCREW .	9	27	12-47840	WASHER, RUBBER - UPPER MOUNT BOLT	47	19
12-20533	WASHER, TIMING POINTER SCREW	29	9	12-49221	WASHER, GEAR HOUSING FLUSHING HOLE PLUG MERC 850XS	53	52
12-25970	WASHER, CRANKCASE STUDS TO EXHAUST EXTENSION PLATE	39	11	12-49221	WASHER, GEAR HOUSING FLUSHING HOLE PLUG MERC 850XS	59	50
12-25970	WASHER, POWERHEAD STUDS	39	21	12-52864	WASHER, CLAMP BRACKET TILT TUBE	43	5
12-28196	WASHER, UPPER BUSHING RETAINER (INNER)	45	35	12-56681	WASHER, HARNESS CLAMP SCREW	11	45
12-28421	WASHER, UPPER AND LOWER BUSHING (OUTER)	45	38	12-56720	WASHER, SWITCH BOX PLATE SCREW	9	10
12-29245	WASHER, WATER PUMP BODY FASTENING SCREW AND STUD	51	33	12-68229	WASHER, FLYWHEEL NUT .	9	2
12-29245	WASHER, WATER PUMP BODY FASTENING SCREW AND STUD	57	31	12-68300	WASHER, CLAMP BRACKET BOLT	43	14
12-30164	WASHER, COVER SCREW .	11	36	12-68410	WASHER, CLAMP BRACKET BOLT	43	14
12-30164	WASHER, COVER SCREW .	35	3A	12-69342	WASHER, SWIVEL PIN - UPPER	41	3
12-30164	WASHER, RECTIFIER SCREW	17	11	12-69374	WASHER, UPPER/LOWER SHOCK MOUNTING PIN (LOWER)	45	38
12-30164	WASHER, WIRING HARNESS CLAMP SCREW	17	26	12-69380	WASHER, SWIVEL PIN - LOWER	41	8
12-30771	WASHER, COVER FASTENING KNOB (RUBBER)	7	3	12-70132	WASHER, WATER JACKET COVER FASTENING SCREW	29	18
12-31211	WASHER, SPLINED - PROPELLER NUT	55	82	12-71143A1	WASHER, THRUST - BEARING CARRIER TO GEAR HOUSING	55	66
12-31211	WASHER, SPLINED - PROPELLER NUT	61	81	12-71143A1	WASHER, THRUST - BEARING CARRIER TO GEAR HOUSING	61	65
12-31263	WASHER, UPPER MOUNT BOLT	47	20	12-74726	WASHER, COUPLING SCREW	19	20
12-31266	WASHER, RUBBER - SHIFT SHAFT BUSHING	53	46	12-75246	WASHER, COVER FASTENING KNOB (STEEL)	7	4
12-31266	WASHER, RUBBER - SHIFT SHAFT BUSHING	59	44	12-76388	WASHER, TILT LOCK (STARBOARD SIDE ONLY)	45	23
12-33786	WASHER, LINK ROD SWIVEL	13	30	13-26992	LOCKWASHER, EXHAUST TUBE SCREW	39	20
12-35462	WASHER, LINK ROD (SHIFT LEVER END)	35	18	13-26992	LOCKWASHER, REAR HOOK MOUNTING SCREW	3	13
12-36001	WASHER, WATER PUMP BODY FASTENING STUD	53	35	13-26992	LOCKWASHER, RUBBER MOUNT TO REAR SUPPORT BRACKET	3	26
12-36001	WASHER, WATER PUMP BODY FASTENING STUD	57	33	13-26992	LOCKWASHER, STARTER MOTOR TERMINAL	17	6
12-45176	WASHER, GEAR HOUSING TO DRIVE SHAFT HOUSING STUDS	47	28	13-26992	LOCKWASHER, WATER PUMP BODY SCREW	51	32
12-45176	WASHER, GEAR HOUSING TO DRIVE SHAFT HOUSING STUDS	47	30	13-26992	LOCKWASHER, WATER PUMP BODY SCREW	57	30
12-45176	WASHER, GEAR HOUSING TO DRIVE SHAFT HOUSING STUDS	55	78	13-26992	WASHER, SOLENOID SCREW	17	21
12-45176	WASHER, GEAR HOUSING TO DRIVE SHAFT HOUSING STUDS	61	76	13-26993	LOCKWASHER, CHOKE SOLENOID SCREW	19	3
12-46765	WASHER, LEVER AND ARM SCREW	13	20				

PARTS INDEX

Part Number	Description	Pg.	Ref. No.	Part Number	Description	Pg.	Ref. No.
13-26993	LOCKWASHER, COVER SCREW	27	5	16-30667	STUD, WATER PUMP BASE AND BODY TO GEAR HOUSING (3 1/8")	51	7
13-26993	LOCKWASHER, FRAME SCREW	3	34	16-30667	STUD, WATER PUMP BASE AND BODY TO GEAR HOUSING (3 1/8")	57	6
13-26993	LOCKWASHER, REAR BRACKET SCREW	3	29	16-56295	STUD, DRIVE SHAFT HOUSING TO GEAR HOUSING (2 11/16")	47	2
13-26993	LOCKWASHER, REAR SUPPORT BRACKET SCREW	3	31	16-56297	STUD, WATER PUMP BASE AND BODY TO GEAR HOUSING (3 3/8")	57	5
13-26993	LOCKWASHER, RUBBER MOUNT	3	17	16-56297	STUD, WATER PUMP BASE AND BODY TO GEAR HOUSING(3 3/8")	51	6
13-26993	LOCKWASHER, SOLENOID TERMINAL (5/16")	17	17	16-57920	STUD, GEAR HOUSING TO DRIVE SHAFT HOUSING (2 1/16")	51	5
13-26993	LOCKWASHER, SUPPORT FRAME SCREW	3	20	16-57920	STUD, GEAR HOUSING TO DRIVE SHAFT HOUSING (2 1/16")	57	4
13-26996	LOCKWASHER, CHOKE SOLENOID TERMINAL	19	5	16-57921	STUD, GEAR HOUSING TO DRIVE SHAFT HOUSING (4")	51	4
13-26996	LOCKWASHER, IGNITION COIL TERMINAL	9	32	16-57921	STUD, GEAR HOUSING TO DRIVE SHAFT HOUSING (4")	57	3
13-26996	LOCKWASHER, RECTIFIER TERMINAL	17	12	16-59625	STUD, CLAMP BRACKET	43	9
13-26996	LOCKWASHER, SOLENOID TERMINAL (#10)	17	15	16-64281	STUD, CRANKCASE TO DRIVE SHAFT HOUSING (1 7/8")	27	8
13-26996	LOCKWASHER, SWITCH BOX TERMINAL	9	15	16-64282	STUD, CYLINDER BLOCK TO EXHAUST EXTENSION PLATE (4")	27	12
13-29402	WAVE WASHER, LINK ROD SWIVEL	13	29	17-20032	DOWEL PIN, CENTER MAIN BEARING	31	15
13-29720	WASHER, WAVE - LINK ROD	35	20	17-20032	DOWEL PIN, MAIN BEARING	31	7
13-37371	LOCKWASHER, SHIELD SCREW	3	8	17-20033	PIN, DOWEL - CRANKCASE TO CYLINDER BLOCK	27	9
13-39107	LOCKWASHER< RETAINER FASTENING SCREW	3	5	17-23784	DOWEL PIN, DRIVE SHAFT HOUSING PLATE	39	16
13-69150	WASHER, TILT LOCK TUBE	43	21	17-23784	DOWEL PIN, EXHAUST EXTENSION PLATE	39	3
13-69150	WASHER, WAVE - TILT LOCK (STARBOARD SIDE ONLY)	43	21	17-25598	PIN, REVERSE LOCK SPRING ATTACHING	41	7
14-20091	TAB WASHER, BEARING LOCKING SCREW	27	16	17-29077	ROLL PIN, TENSION SPRING TO KNOB	7	6
14-31210	TAB WASHER, PROPELLER NUT	55	83	17-30545	PIN, COMPRESSION SPRING RETAINING	51	11
14-31210	TAB WASHER, PROPELLER NUT	61	82	17-30632	PIN, CROSS - RATCHET TO PROPELLER SHAFT	55	62
14-52700	TAB WASHER, GEAR HOUSING COVER	55	74	17-30632	PIN, CROSS - RATCHET TO PROPELLER SHAFT	61	60
14-52700	TAB WASHER, GEAR HOUSING COVER	61	72	17-35973	DOWEL PIN, WATER PUMP BASE TO WATER PUMP	51	21
15-20085A1	SHIM, END CAP TO CRANKCASE (.002-3-5-10)	29	13	17-35973	DOWEL PIN, WATER PUMP BASE TO WATER PUMP BODY	57	19
15-30923A1	SHIM, BEARING OUTER RACE TO GEAR HSG. (.002-3-5-10)	55	57	17-39023	PIN, PUSH ROD TO REVERSE LOCK	47	16
15-30923A1	SHIM, BEARING OUTER RACE TO GEAR HSG. (.002-3-5-10)	61	55				
15-57007A1	SHIM, ROLLER BEARING TO WATER PUMP BASE	57	11				
15-57007A1	SHIM, TAPERED ROLLER BEARING TO GEAR HOUSING (.002-3-5-10)	51	14				

PARTS INDEX

Part Number	Description	Pg.	Ref. No.	Part Number	Description	Pg.	Ref. No.
17-46912	DOWEL PIN, GEAR HOUSING LOCATING . . .	57	2	23-26856	BUSHING, SHIFT SHAFT) . .	35	16
17-46912	PIN, GEAR HOUSING	51	3	23-27132	BUSHING, NYLON - EXHASUT EXTENSION PLATE	39	2
17-47175	PIN, LOCKING LEVER AND COVER FASTENING	35	26	23-28198	BUSHING, RUBBER - SHOCK ABSORBER (LOWER) . . .	45	37
17-47246	DOWEL PIN, (STEPPED) . . .	31	21	23-29804	SLEEVE, GUIDE - WATER INLET TUBE	53	38
17-49840A1	SWIVEL PIN ASS'Y (MERC 850 LONG)	41	12	23-29804	SLEEVE, GUIDE - WATER INLET TUBE	59	36
17-49841A1	SWIVEL PIN ASS'Y (MERC 850XS)	41	12	23-32171	BUSHING, RUBBER - SHOCK ABSORBER (UPPER)	45	36
17-49930A1	TILT LOCK PIN ASSEMBLY .	43	12	23-47803	BUSHING, TILT LOCK TUBE	43	20
17-58998	PIN, COWL LATCH LEVER TO HINGE	3	11	23-55164	BUSHING, LEVER AND ARM SCREW	13	17
17-63779	PIN, DOWEL - CYLINDER BLOCK TO MAIN BEARING	27	10	23-55171	BUSHING, FLANGE - LEVER AND ARM SCREW	13	18
17-73593A1	SWIVEL PIN ASS'Y (MERC 850 LONG)	41	12	23-55419A1	BUSHING ASSEMBLY, SHIFT SHAFT	53	44
17-73594A1	SWIVEL PIN ASS'Y (MERC 850XS)	41	12	23-55419A1	BUSHING ASSEMBLY, SHIFT SHAFT	59	42
18-25191	COTTER PIN, PUSH ROD PIN	47	17	23-56513	SLEEVE, LUBRICATION . . .	51	2
18-45882	COTTER PIN, REVERSE LOCK TO SHAFT	45	29	23-56774	SPACER, COLLAR TO BRACKET	17	3
18-47959	COTTER PIN, TILT LOCK . .	45	25	23-59624	SPACER, CLAMP BRACKET STUD	43	8
19-45907	PLUG, FLYWHEEL PULLER THREADS	9	3	23-69341	BUSHING, SWIVEL BRACKET	41	2
19-48750	PLUG, GEAR HOUSING FLUSHING HOLE MERC 850XS	53	51	23-70412	SPACER, ROLLER BEARING TO WATER PUMP BASE .	57	11
19-48750	PLUG, GEAR HOUSING FLUSHING HOLE MERC 850XS	59	49	23-73203	SPACER, UPPER SHOCK BUSHING TO CLAMP BRACKET	45	34
19-64649	PLUG, PLASTIC - TRIM TAB SCREW HOLE	47	3	24-20099	SPRING, LATCH SCREW . . .	13	4
21-30430A5	CHECK VALVE ASSEMBLY .	25	2	24-20099	SPRING, LINK ROD TO GUIDE BLOCK	35	21
21-56011A2	CHECK VALVE ASSEMBLY .	27	18	24-23067	SPRING, ADAPTOR STEM .	25	24
22-20781	ELBOW, BALANCE HOSE TO CYLINDER BLOCK - UPPER	27	21	24-28975	SPRING, GARTER - INTERNAL WIRING HARNESS	17	23
22-25885	ELBOW, TELL TALE HOSE TO EXHAUST COVER . . .	35	13	24-29821	SPRING, REVERSE LOCK TENSION	45	27
22-63187	FITTING, FUEL LINE TO ADAPTOR	25	20	24-30622	SPRING, COMPRESSION - CAM FOLLOWER	55	56
22-64704	ELBOW, CARBURETOR . . .	19	15	24-30622	SPRING, COMPRESSION - CAM FOLLOWER	61	54
22-64705	FITTING, FUEL PUMP (OUTLET)	25	14	24-30893	SPRING, RETAINING - CROSS PIN	55	63
22-65348	TEE, BALANCE HOSE TO CYLINDER BLOCK - LOWER	27	23	24-30893	SPRING, RETAINING - CROSS PIN	61	61
22-65350A2	CHECK VALVE ASSEMBLY, BLEED HOSE - TOP	27	17	24-32271	SPRING, TENSION - COVER FASTENING KNOB	7	5
22-65670A1	CHECK VALVE ASSEMBLY, BLEED HOSE - BOTTOM .	27	20	24-34576	SPRING, COMPRESSION - DRIVE SHAFT	51	10
22-65857	FITTING, AIR INLET COVER	27	25	24-35522	SPRING, TENSION - LOWER MOUNT CLAMP	49	32
22-67892	SCREW, DRAIN (MAGNETIC)	59	47	24-73375	SPRING, RETURN - LEVER AND ARM SCREW	13	19
22-73318	TEE, FUEL LINE	25	16	25-20116	GROMMET, CHOKE KNOB .	19	11
22-74036	FITTING, GREASE	41	6	25-20415	"O" RING, ADAPTOR STEM .	25	23
23-26856	BUSHING, NYLON - LINK ROD SWIVEL	13	28				
23-26856	BUSHING, SHIFT SHAFT . . .	35	16				

PARTS INDEX

Part Number	Description	Pg.	Ref. No.	Part Number	Description	Pg.	Ref. No.
25-25439	"O" RING, SHIFT SHAFT BUSHING	53	43	26-60898	SEAL, DRIVE SHAFT HOUSING PLATE	39	13
25-25439	"O" RING, SHIFT SHAFT BUSHING	59	41	26-73838	OIL SEAL, BEARING CARRIER	55	71
25-29976	"O" RING, BEARING CARRIER	55	68	26-76868	OIL SEAL, BEARING CARRIER	61	70
25-29976	"O" RING, BEARING CARRIER	61	67	27-25848	GASKET, COVER SCREW	25	12
25-30271	RING, RUBBER - CENTRIFUGAL SLINGER (DRIVE SHAFT)	53	37	27-32433	GASKET, LOWER - WATER PUMP BASE TO FACE PLATE	51	22
25-30271	RING, RUBBER - CENTRIFUGAL SLINGER (DRIVE SHAFT)	59	35	27-32433	GASKET, LOWER - WATER PUMP BASE TO FACE PLATE	57	20
25-32546	"O" RING	29	12	27-32434	GASKET, UPPER - FACE PLATE TO WATER PUMP BODY	51	24
25-32546	"O" RING, BEARING CARRIER (MERC 850XS)	55	72	27-32434	GASKET, UPPER - FACE PLATE TO WATER PUMP BODY	57	22
25-32546	"O" RING, BEARING CARRIER (MERC 850XS)	61	--	27-33146	GASKET, WATER PUMP BASE TO GEAR HOUSING	51	16
25-33145	"O" RING, WATER PUMP BASE	51	17	27-33146	GASKET, WATER PUMP BASE TO GEAR HOUSING	57	14
25-33145	"O" RING, WATER PUMP BASE	57	15	27-52893	GASKET, CYLINDER BLOCK COVER	29	25
25-47254	"O" RING	29	4	27-53650	GASKET, CRANKCASE TO CYLINDER BLOCK	27	2
25-47386	"O" RING, COVER TO FUEL PUMP	25	9	27-64203	GASKET, CYLINDER BLOCK TO BAFFLE PLATE	29	19
25-57009	GROMMET, SWITCH BOX PLATE	9	8	27-64204	GASKET, BAFFLE PLATE TO EXHAUST MANIFOLD COVER	29	21
25-57806	GROMMET, TRIM COVER SCREW	47	6	27-66102	GASKET, PLATE TO DRIVE SHAFT HSG. PLATE	39	12
25-62702	"O" RING, TILT LOCK	45	24	27-69238	GASKET, POWERHEAD TO EXHAUST EXTENSION PLATE	39	7
26-22734	OIL SEAL, SWIVEL BRACKET (TILT LOCK)	43	22	27-69860	GASKET, DRIVE SHAFT HOUSING PLATE TO EXHAUST TUBE	39	17
26-24590	OIL SEAL, SHIFT SHAFT HOUSING (LOWER)	59	43	27-73377	GASKET, CARBURETOR	23	29
26-25490	OIL SEAL, SHIFT SHAFT BUSHING (LOWER)	53	45	27-73398	GASKET, CARBURETOR PLATE	19	24
26-29476	OIL SEAL	29	11	27-73399	GASKET, SILENCER COVER	5	36
26-29476	OIL SEAL	29	3	27-73645	GASKET, TRANSFER PORT COVER	29	28
26-31249	OIL SEAL, SHIFT SHAFT BUSING (UPPER)	53	45	27-73645A76	GASKET SET	1	-
26-31249	OIL SEAL, SHIFT SHAFT HOUSING (UPPER)	59	43	27-73646	GASKET, BOTTOM COWL	35	4
26-31489	OIL SEAL, WATER PUMP BASE	51	19	27-73665	GASKET, WATER JACKET COVER	29	15
26-31489	OIL SEAL, WATER PUMP BASE	57	17	27-76168A1	GASKET, SILENCER COVER	5	36
26-31507	OIL SEAL, WATER PUMP BASE	57	18	27-76952	GASKET, CARBURETOR PLATE TO CARBURETOR	19	25
26-37448	OIL SEAL, SWIVEL BRACKET	41	4	28-30281	KEY, LOCATING - BEARING CARRIER	55	73
26-38970	SEAL, RUBBER - WATER INLET TUBE	51	28	28-30281	KEY, LOCATING - BEARING CARRIER	61	71
26-38970	SEAL, RUBBER - WATER INLET TUBE	57	26	28-56654	KEY, IMPELLER DRIVE	51	30
26-38970	SEAL, RUBBER - WATER INLET TUBE (DRIVE SHAFT HSG. PLATE)	39	15	28-56654	KEY, IMPELLER DRIVE	57	28
26-55682	OIL SEAL, WATER PUMP BASE	51	20				

PARTS INDEX

Part Number	Description	Pg.	Ref. No.	Part Number	Description	Pg.	Ref. No.
29-52168	BEARING, NEEDLE	31	16	43-56516	REVERSE GEAR ASSEMBLY	55	65
30-31265	BEARING, BALL - REVERSE GEAR	55	67	43-56517	FORWARD GEAR ASSEMBLY	55	60
30-31265	BEARING, BALL - REVERSE GEAR	61	66	43-56518	GEAR, PINION - DRIVE SHAFT	51	12
30-32117	BEARING, BALL - UPPER . .	31	2	43-75314	FORWARD GEAR ASSEMBLY	61	58
30-63742	BEARING, BALL - LOWER . .	31	3	43-75315	REVERSE GEAR ASSEMBLY	61	63
31-30894A1	TAPERED ROLLER BEARING ASSEMBLY	55	58	43-75316	GEAR, PINION - DRIVE SHAFT	57	9
31-30894A1	TAPERED ROLLER BEARING ASSEMBLY	61	56	44-52542	SHAFT, PROPELLER	55	64
31-30895	BEARING, ROLLER - FORWARD GEAR	55	59	44-52542	SHAFT, PROPELLER	61	62
31-30895	BEARING, ROLLER - FORWARD GEAR	61	57	45-59116A1	DRIVE SHAFT ASSEMBLY (MERC 850 LONG)	51	9
31-30956	BEARING, ROLLER - BEARING CARRIER	55	70	45-59117A1	DRIVE SHAFT ASSEMBLY (MERC 850XS)	51	9
31-30956	BEARING, ROLLER - BEARING CARRIER	61	69	45-69250	DRIVE SHAFT (MERC 850XS)	57	8
31-32898	BEARING, ROLLER - DRIVE SHAFT	51	8	45-69251	DRIVE SHAFT (MERC 850 LONG)	57	8
31-32898	BEARING, ROLLER - DRIVE SHAFT	57	7	46-58618A1	WATER PUMP BASE ASSEMBLY (MERC 850XS)	51	18
31-33138A1	TAPERED ROLLER BEARING ASSEMBLY, DRIVE SHAFT	51	15	46-64141A1	WATER PUMP BODY ASSEMBLY	51	25
31-62596A1	BEARING ASSEMBLY. CRANKPIN	31	28	46-64141A1	WATER PUMP BODY ASSEMBLY	57	23
31-69220	ROLLER BEARING, DRIVE SHAFT	57	12	46-69222A1	WATER PUMP BASE ASSEMBLY (MERC 850XS)	57	16
32-34395A1	HOSE ASSEMBLY, BALANCE (6 1/4")	27	22	46-73802A1	WATER PUMP BASE ASSEMBLY (MERC 850 LONG)	51	18
32-34395A1	HOSE, TELL TALE - EXH. COVER TO BOTTOM COWL (9")	35	10	46-73804A1	WATER PUMP BASE ASSEMBLY (MERC 850 LONG)	57	16
32-54936	HOSE, BALANCE (5")	27	24	47-65960	IMPELLER, WATER PUMP . .	51	29
32-54936	HOSE, CYLINDER BLEED (15 1/2")	27	19	47-65960	IMPELLER, WATER PUMP . .	57	27
32-60897	TUBE, WATER INLET (MERC 850 LONG)	47	9	50-66015	STARTER MOTOR	17	1
32-62864	TUBE, WATER INLET (MERC 850XS)	47	9	52-34239	RATCHET, SLIDING CLUTCH	55	61
32-70432	FUEL LINE, ADAPTOR TO FUEL PUMP (15")	25	19	52-34239	RATCHET, SLIDING CLUTCH	61	59
32-70432	FUEL LINE, CARBURETOR TO TEE TO CARBURETOR (3")	25	17	53-26933	RING, SNAP - OUTER RACE CLAMPING	31	18
32-70432	FUEL LINE, TEE TO FUEL PUMP (11")	25	15	53-29641	"E" RING, RETAINING - LOWER SHIFT SHAFT . . .	53	42
33-57451	SPARK PLUG (AC#V40FFM)	11	48	53-29641	"E" RING, RETAINING -SHIFT SHAFT	59	40
34-56007A1	REED SET, MATCHED - MAIN BEARING	31	10	53-73591	SNAP RING, YOKE ATTACHING	41	15
34-56008	REED STOP, MAIN BEARING REED VALVES	31	11	54-22740	CLIP, NYLON - IGNITION COIL COVER SCREW . . .	11	37
35-73532	FUEL FILTER	25	8	54-23567	CLIP, WIRES AND HARNESS	9	22
37-73899A76	DECAL SET (MERC 850) . . .	1	-	54-28700	CLAMP, HARNESS ATTACHING	11	43
37-73899A76	DECAL SET (MERC 850) . . .	1	-	54-39844	CLAMP, SPARK PLUG WIRE	11	49
37-74300A76	DECAL SET (MERC 850XS) . .	1	-	54-47483	"J" CLAMP, TRIGGER PLATE HARNESS	9	28
39-45155A12	RING, PISTON	31	24	54-47483	"J" CLIP, SWITCH BOX WIRES AND FUEL LINE . .	9	11
39-45204A12	RING, PISTON (.015)	33	--	54-52905	CLAMP, HARNESS - CHOKE SOLENOID SCREW	19	4
40-52035	LOCK RING, PISTON PIN . .	31	23				

PARTS INDEX

Part Number	Description	Pg.	Ref. No.	Part Number	Description	Pg.	Ref. No.
54-76368	CLAMP, WIRING HARNESS .	17	24	1379-6071A4	CARBURETOR ASSEMBLY .	19	14
55-28414	PIN, LOWER SHOCK MOUNTING MERC 850 LONG	45	30	1379-6071A4	CARBURETOR ASSEMBLY, COMPLETE	21	1
55-28416	PIN, UPPER SHOCK MOUNTING	43	16	1395-4555	INLET NEEDLE AND SEAT .	21	3
55-58780A2	SHOCK ABSORBER	45	33	1395-4807	SHAFT, THROTTLE	21	20
55-65447	PIN, LOWER SHOCK MOUNTING (MERC 850XS)	45	30	1395-6195	FUEL BOWL	21	12
84-65999A5	WIRE ASSEMBLY	9	14	1395-6196	VALVE, THROTTLE	21	21
84-66053A1	WIRE ASS'Y, STARTER MOTORE/STARTER SOLENOID (YELLOW) . . .	17	5	1395-6197	FLOAT	21	11
84-73362A1	HARNESS ASSEMBLY, IGNITION COIL	11	41	1395-6198	VALVE ASSEMBLY, ENRICHMENT	21	26
84-73369	WIRING HARNESS (INTERNAL)	17	22	1395-6199	PLUG, MAIN JET	21	15
84-73451A8	WIRE ASSEMBLY, SPARK PLUB	11	46	1395-6200	GASKET KIT	23	--
84-74263	WIRE, CHOKE KNOB TO CHOKE ROD (BLACK) . . .	19	12	1395-6201	JET, VENT BOWL (.080) . . .	21	2
84-74901	HARNESS, GROUNDING . . .	11	42	1395-6202	JET MAIN (.088)	21	16
84-77617	HARNESS, PRIMARY (CYLINDERS 1 AND 2) . . .	15	41	1395-6203	WASHER, THROTTLE SHAFT	21	24
84-77618	HARNESS, PRIMARY (CYLINDERS 3 AND 4) . . .	15	42	1395-6204	SEAL, THROTTLE SHAFT . .	21	23
86-66986	TERMINAL BLOCK	9	19	1395-6205	REPAIR PARTS KIT	23	--
89-68258	STARTER SOLENOID	17	14	1395-6247	JET, MAIN (.090)	21	16
90-74963	MERC 850 PARTS MANUAL	1	-	1395-6360	REPAIR PARTS KIT	23	--
92-25234--1	GLUE, ADHESIVE - SOUND BLANKET FASTENING . . .	7	--	1395-6488	FUEL BOWL	21	12
248-5977A6	FLYWHEEL ASSEMBLY	9	4	1395-6685	VENTURI ASSEMBLY	21	5
248-5977A9	FLYWHEEL ASSEMBLY	9	4	1399-3795	JET, VENT BOWL (.072) . . .	21	2
332-2854	BOOT, IGNITION COIL END	11	47	1440-6044A2	CLAMP BRACKET ASSEMBLY	43	1
332-5772A1	SWITCH BOX ASSEMBLY . . .	9	12	1447-6017A4	SWIVEL BRACKET ASS'Y (MERC 850 LONG)	41	1
339-5748A2	IGNITION COIL ASSEMBLY . .	9	31	1453-6019A2	SWIVEL BRACKET ASS'Y (MERC 850XS)	41	1
398-5919A3	STATOR ASSEMBLY	11	38	1482-6386A4	SWIVEL BRACKET ASS'Y BRACKET (MERC 850 LONG) - S GROUP #2	41	1
440-4979A2	CRANKSHAFT ASSEMBLY . . .	31	1	1573-5239A4	DRIVE SHAFT HOUSING ASSEMBLY (MERC 850 LONG)	47	1
535-5397A4	CENTER MAIN BEARING ASSEMBLY	31	14	1575-5240A4	DRIVE SHAFT HOUSING ASSEMBLY (MERC 850XS)	47	1
540-5266A5	MAIN BEARING ASSEMBLY (VALVE TYPE)	31	6	1623-6047A2	GEAR HOUSING ASSEMBLY, COMPLETE (MERC 850XS) SEE NOTE BELOW	51	-
622-4850A3	CONNECTING ROD AND CAP ASSEMBLY	31	25	1623-6047A2	GEAR HOUSING ASSEMBLY, COMPLETE (MERC 850XS)SEE NOTE BELOW	55	-
745-5219A2	PISTON AND PISTON PIN ASSEMBLY	31	22	1623-6047A4	GEAR HOUSING ASSEMBLY (MERC 850XS)	51	1
745-5304A2	PISTON AND PISTON PIN ASSEMBLY (.105)	33	--	1623-6047A4	GEAR HOUSING ASSEMBLY (MERC 850XS) SEE PAGE 34 FOR BREAKDOW	55	1
867-5997A3	CYLINDER BLOCK AND CRANKCASE ASSEMBLY	27	1	1623-6048A3	GEAR HOUSING ASSEMBLY (MERC 850XS)	57	1
867-5997A3	CYLINDER BLOCK AND CRANKCASE ASSEMBLY	29	1	1623-6048A3	GEAR HOUSING ASSEMBLY (MERC 850XS) SEE PAGE 38 FOR BREAKDOW	61	1
1021-3514	COVER, CYLINDER BLOCK . .	29	24	1623-6048A7	GEAR HOUSING ASSEMBLY, COMPLETE (MERC 850XS) SEE NOTE BELOW	57	-
1148-5410A1	END CAP ASSEMBLY, LOWER	29	10	1623-6048A7	GEAR HOUSING ASSEMBLY, COMPLETE (MERC 850XS) SEE NOTE BELOW	61	-
1161-5940A2	END CAP ASSEMBLY, UPPER	29	2	1379-6071A11	CARBURETOR ASSEMBLY . .	19	14
1379-6071A11	CARBURETOR ASSEMBLY . .	19	14	1379-6071A11	CARBURETOR ASSEMBLY, COMPLETE	21	1

PARTS INDEX

Part Number	Description	Pg.	Ref. No.	Part Number	Description	Pg.	Ref. No.
1623-6052A3	GEAR HOUSING ASSEMBLY, COMPLETE (MERC 850 LONG)SEE NOTE BEL . . .	51	-				
1623-6052A4	GEAR HOUSING ASSEMBLY (MERC 850 LONG)	51	1				
1623-6052A4	GEAR HOUSING ASSEMBLY (MERC 850 LONG)SEE PG 34 FOR BREAKDO	55	1				
1623-6053A13	GEAR HOUSING ASSEMBLY, COMPLETE (MERC 850 LONG) SEE NOTE BEL . .	57	-				
1623-6053A13	GEAR HOUSING ASSEMBLY, COMPLETE (MERC 850 LONG)SEE NOTE BEL . . .	61	-				
1623-6053A5	GEAR HOUSING ASSEMBLY (MERC 850 LONG)	57	1				
1623-6053A5	GEAR HOUSING ASSEMBLY (MERC 850 LONG) SEE PAGE 38 FOR BREAK . . .	61	1				
2104-5642A8	COWL FRONT COVER ASSEMBLY	7	1				
2114-59998A1	COWL, TOPILENCER COVER	3	1				
2119-3248A16	WRAP AROUND COWL ASSEMBLY	7	11				
2158-5938	COWL, BOTTOM	35	1				