



PARTS CATALOG

MERC 50

SERIAL NUMBER

500, 50	USA 4357640 THRU 5531629
500, 50	CAN 7068998 THRU 7143687
500, 50	8030090 THRU 8063984
500, 50	BEL 9107214 THRU 9248005

TABLE OF CONTENTS:

BOTTOM COWL ASSEMBLY	40
CARBURETOR ASSEMBLY	20
CARBURETOR LINKAGE AND CHOKE SOLENOID	24
CLAMP BRACKET ASSEMBLY	50
COWLING AND FRONT COVER	8
CRANKSHAFT, PISTON AND CONNECTING ROD	34
CYLINDER BLOCK AND CRANKCASE ASSEMBLY	26
DRIVE SHAFT HOUSING ASSEMBLY	46
ELECTRIC COMPONENTS	18
END CAPS, MANIFOLD AND EXHAUST COVERS	30
EXHAUST EXTENSION PLATE AND SHIFT LINKAGE	42
FLYWHEEL, IGNITION COIL AND SWITCH BOX	10
GEAR HOUSING ASSEMBLY, COMPLETE (SERIAL GROUP NO. 6)(PAGE 1)	58
GEAR HOUSING ASSEMBLY, COMPLETE (SERIAL GROUP NO. 6)(PAGE 2)	62
GEAR HOUSING ASSEMBLY, COMPLETE (SERIAL GROUP NO. 7)(PAGE 1)	66
GEAR HOUSING ASSEMBLY, COMPLETE (SERIAL GROUP NO. 7)(PAGE 2)	70
MISCELLANEOUS PARTS/ACCESSORIES	1
OVERSIZE PISTON AND RING	38
PARTS INDEX	82
PROPELLERS	78
SERIAL GROUP CHART	80
STARTER HOUSING (MANUAL)	4
STEERING HANDLE ASSEMBLY	74
SWIVEL BRACKET ASSEMBLY	54
THROTTLE CONTROL LINKAGE AND SPARK ADVANCE	14
TOP COWL ASSEMBLY	2

NOTE: Indented description indicate that these parts are included in preceding assembly.

AR = As Required

NSS = Not Sold Separate

OPT = Optional

NS = Not Shown

NOTE: Following symbols are located in **SYM** column.

- = CONTENTS OF REPAIR PARTS KIT
- = CONTENTS OF [27-72486A78] GASKET SET
- ▣ = CONTENTS OF [27-72486A79] GASKET SET

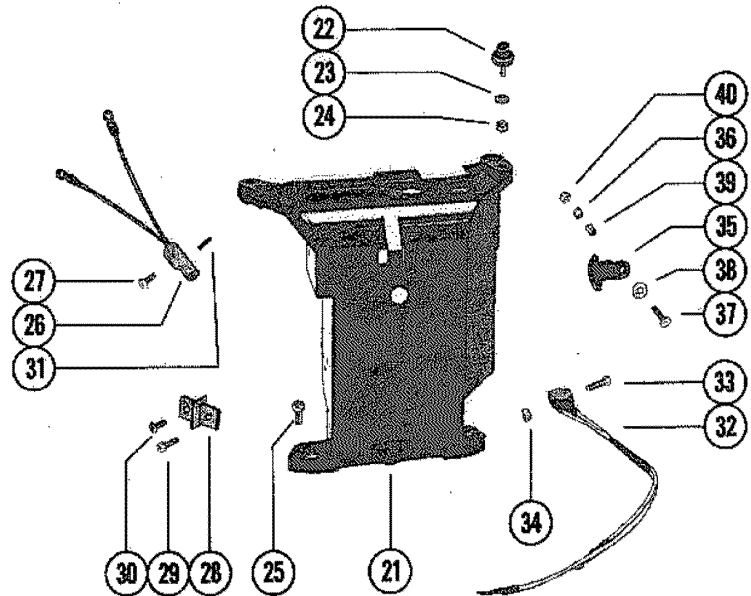
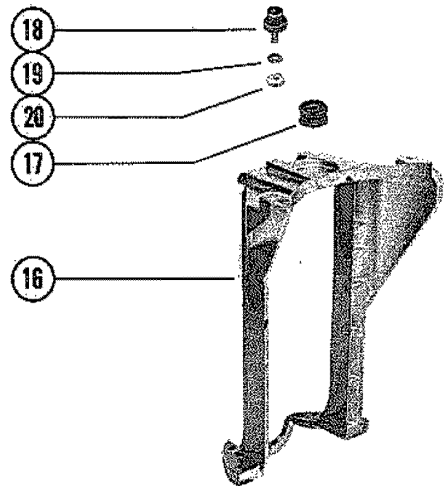


- ▲ = CONTENTS OF GASKET AND PACKING SET
- ✚ = CONTENTS OF DIAPHRAGM AND GASKET KIT

THESE PARTS BOOKS/FICHE CARD ARE COPYRIGHTED AND MAY NOT BE DISTRIBUTED OR REPRODUCED IN ANY OTHER FORMAT BY ANYONE OTHER THAN MERCURY MARINE WITHOUT THE PRIOR WRITTEN CONSENT OF MERCURY MARINE.

MISCELLANEOUS PARTS/ACCESSORIES

REF. NO.	PART NO.	SYM.	QTY.	DESCRIPTION
-	90-74962		0	MERC 50 PARTS LIST
-	27-72486A78		0	GASKET SET - SERIAL GROUP #12
-	27-72486A79		0	GASKET SET - SERIAL GROUP #13
-	37-73295A76		0	DECAL SET - SERIAL GROUP #1
-	37-73295A77		0	DECAL SET - SERIAL GROUP #9
-	37-78590A78		0	DECAL SET - SERIAL GROUP #10
-	37-86425A79		0	DECAL SET - SERIAL GROUP #11

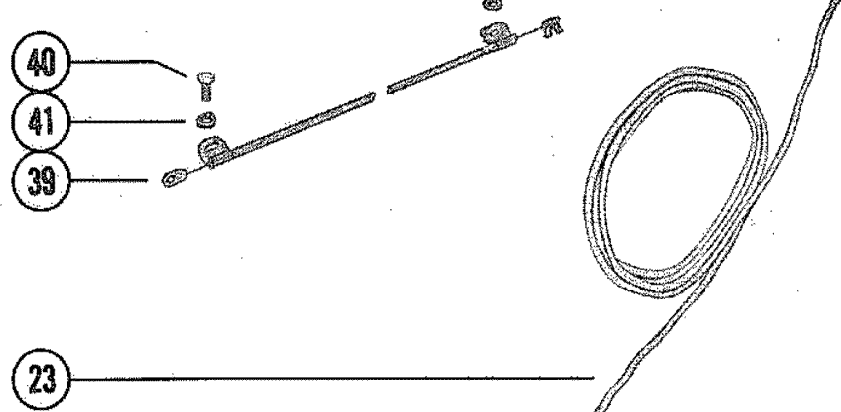
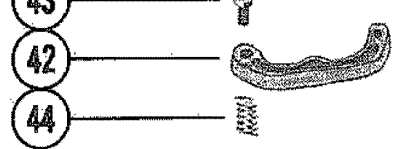
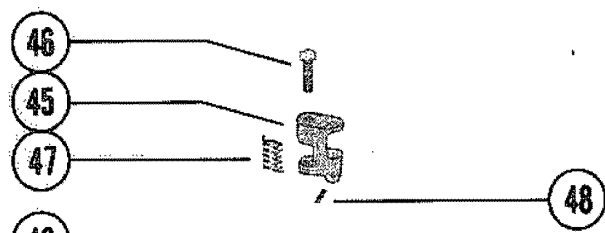
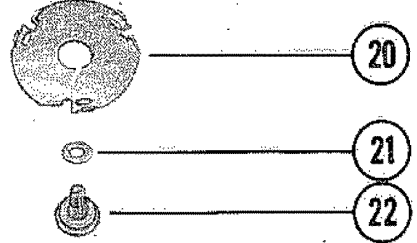
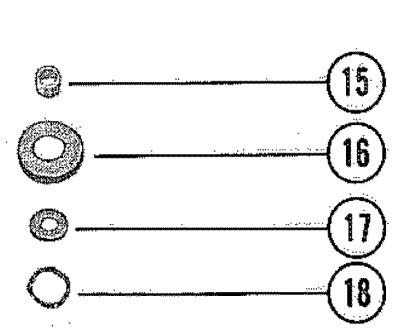
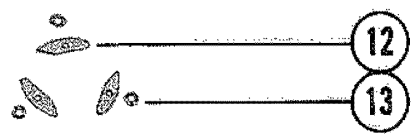
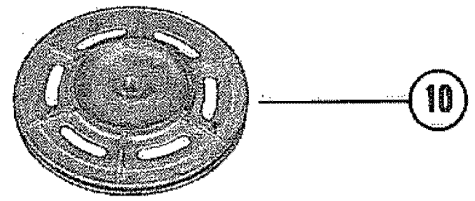
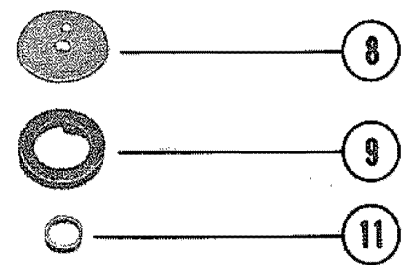
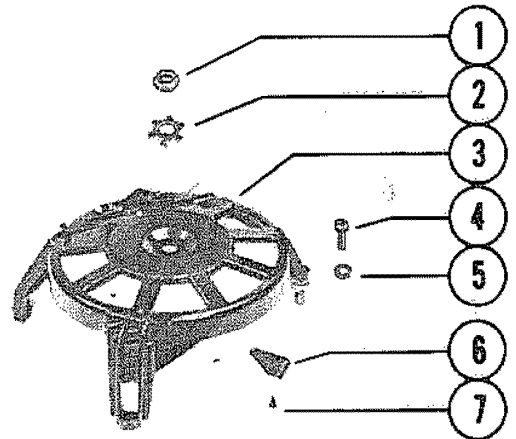
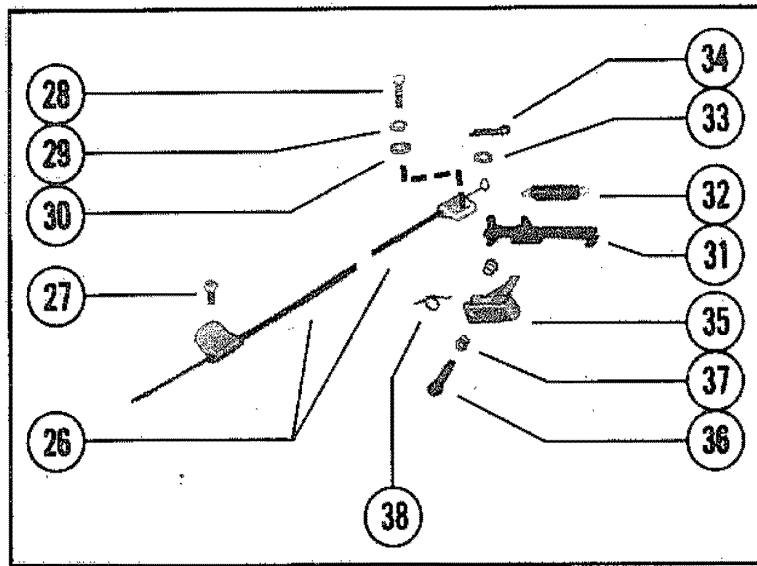
TOP COWL ASSEMBLY



TOP COWL ASSEMBLY

REF. NO.	PART NO.	SYM.	QTY.	DESCRIPTION
1	2153-5992		1	TOP COWL (MANUAL)
	2153-6055		1	TOP COL (ELECTRIC)
2	55455		1	HOOK, TOP COWL ALTCH - REAR
3	10-22956		2	SCREW, REAR HOOK TO TOP COWL (7/8")
4	13-26992		2	LOCKWASHER, REAR HOOK MOUNTING SCREW
5	37690		1	SHIELD, REAR - TOP COWL
6	10-37370		3	SCREW, REAR SHIELD TO TOP COWL
7	13-37371		3	LOCKWASHER, REAR SHIELD SCREW
8	55459A5		1	RETAINER ASSEMBLY, TOP COWL
9	35496		1	PAD, BUMPER - TOP COWL RETAINER
10	10-24234		1	SCREW, RETAINER TO TOP COW (1")
11	13-39107		1	LOCKWASHER, RETIANER TO TOP COWL SCREW
12	52737		1	LEVER, COWL LATCH HINGE
13	52739		1	HINGE, COWL LATCH - TOP COWL
14	17-58998		1	PIN, COWL LATCH LEVER TO HINGE
15	25-20116		1	GROMMET, CHOKE KNOB - TOP COWL (MANUAL)
16	72020		1	BRACKET, REAR COWL SUPPORT
18	60577		2	MOUNT, RUBBER - REAR SUPPORT BRACKET
19	12-21631		AR	WASHER, REAR SUPPORT BRACKET RUBBER MOUNT
20	11-29598		2	NUT, REAR SUPPORT BRACKET RUBBER MOUNT
21	88043A5		1	BRACKET ASSEMBLY, FRONT SUPPORT
22	31014		2	MOUNT, RUBBER - FRONT SUPPORT BRACKET
23	13-26992		2	LOCKWASHER FRONT SUPPORT BRACKET RUBBER MOUNT
24	11-29598		2	NUT, FRONT SUPPORT BRACKET RUBBER MOUNT
25	10-37562		2	SCREW FRONT SUPPORT BRACKET TO BOTTOM COWL (1")
26	58124A20		1	SWITCH ASSEMBLY, MERCURY
27	10-69235		1	SCREW, SWITCH TO FRONT BRACKET (1/2")
28	45915		1	TERMINAL BLOCK
29	10-20411		1	SCREW TEMRINAL BLOCK TO FRONT BRACKET (5/8")
30	10-69079		1	SCREW, HARNESS LEADS ATTACHING (1/2")
31	17-36242		2	ROLL PINE, MERCURY SWITCH
32	87-74605A4		1	SWITCH ASSEMBLY NEUTRAL START USE WITH TILLER HANDLE MODELS
33	10-64332		2	SCREW, SWITCH TO FRONT BRACKET
34	11-24832		2	NUT, SWITCH SCREW
35	88044		1	ACTUATOR, INTERLOCK
36	24-88099		1	SPRING, INTERLOCK ACTUATOR
37	10-37892		1	SCREW, ACTUATOR TO FRONT BRACKET
38	12-22887		1	WASHER, ACTUATOR SCREW
39	23-88100		1	SPACER, ACTUATOR SCREW
40	11-45812		1	NUT, ACTUATOR SCREW

STARTER HOUSING (MANUAL)

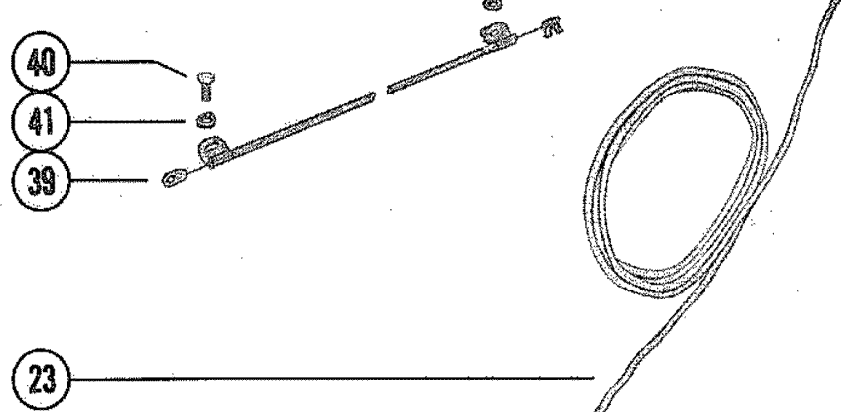
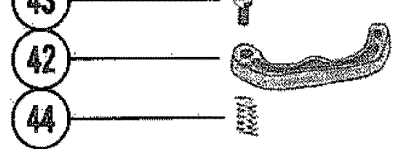
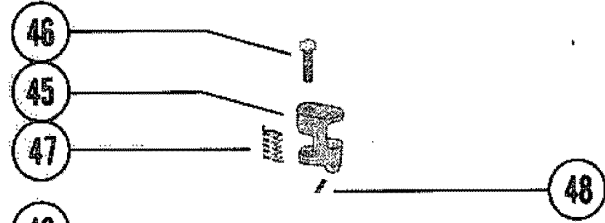
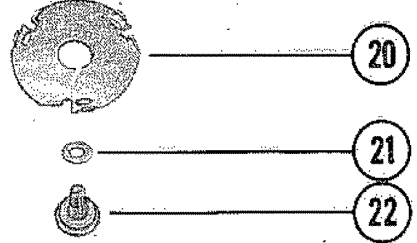
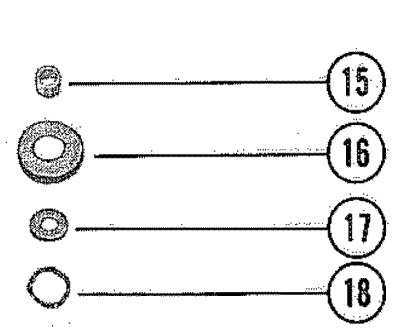
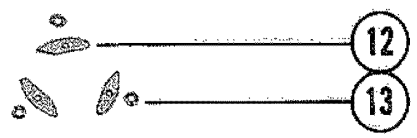
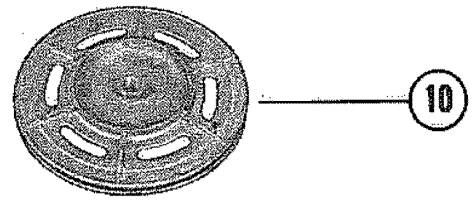
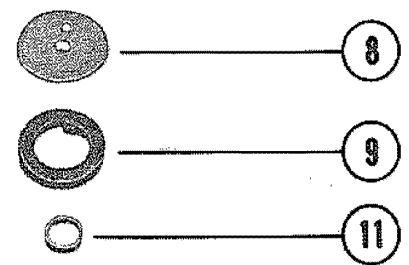
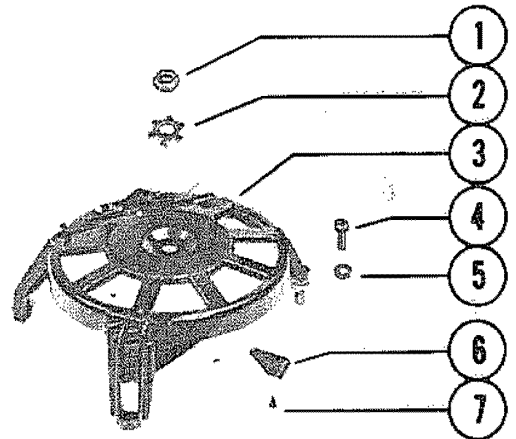
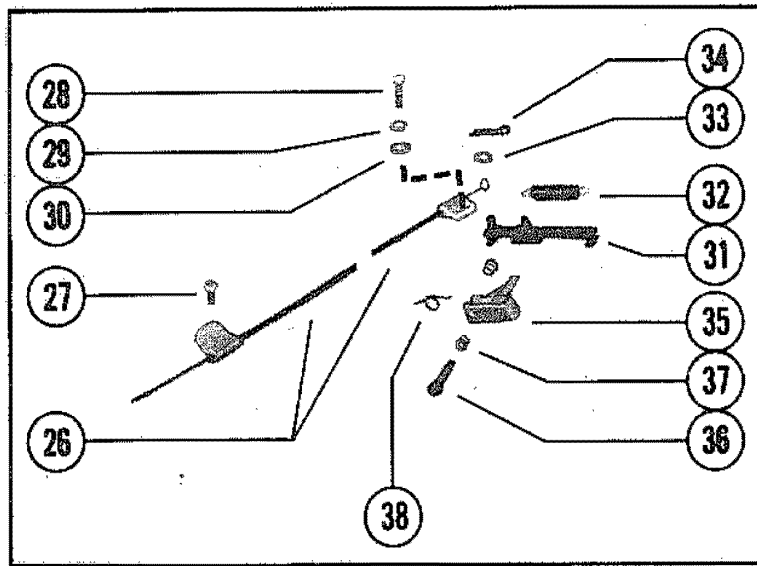


STARTER HOUSING (MANUAL)

REF. NO.	PART NO.	SYM.	QTY.	DESCRIPTION
1	11-20166		1	NUT, SHEAVE SHAFT (LEFT HAND THREAD)
2	14-61004		1	TAB WASHER, SHEAVE SHAFT NUT
3	77329		1	HOUSING, STARTER
4	10-32565		3	SCREW STARTER HOUSING TO CRANKCASE/CYLINDER BLOCK (1")
5	13-20202		3	LOCKWASHER, STARTER HOUSING SCREW
6	37691		1	PLATE, CABLE GUIDE
7	10-35881		3	SCREW, DRIVE - CABLE GUIDE TO START HOUSING
8	61002		1	RETAINER, STARTER SPRING
9	24-39502A1		1	SPRING, STARTER REWIND
10	76053A1		1	SHEAVE ASSEMBLY
11	23-63100		1	BUSHING, SPRING GUIDE
12	30596		3	PAWL, STARTER
13	13-36206		3	WASHER, WAVE-STARTER PAWL
15	23-63061		1	SPACER, SHEAVE SHAFT
16	39840		1	RETAINER, WAVE WASHER
17	12-57837		1	WASHER, WAVE WASHER RETAINER
18	13-20160		1	WASHER, WAVE-RETAINER TENSION
19	24-66853		1	SPRING, RETAINER PLATE TO STARTER SHEAVE
19A	66848		2	RETAINER, SPRING
20	66845		1	PLATE, RETAINER-STARTER PAWL
21	12-57860		1	WASHER, WEAR-SHEAVE SHAFT
22	61003		1	SHAFT, SHEAVE
23	50-28985A1		1	STARTER CABLE ASSEMBLY
	47341A1		1	STARTER CABLE (FOR MANUAL STARTING OF ELECTRIC ENGINE)
24	28747		1	HANDLE, STARTER CABLE UNITED STATES 4962055 AND BELOW AUSTRALIA 8053229 AND BELOW BELGIUM 9195685 AND BELOW CANADA 7115572 AND BELOW
25	28748		1	RETAINER, STARTER CABLE AND HANDLE
24&25	79470A1		1	HANDLE AND RETAINER ASSEMBLY STARTER CABLE UNITED STATES 4962056 AND UP AUSTRALIA 8053230 AND UP BELGIUM 9195686 AND UP CANADA 7115573 AND UP
26	70969		1	CABLE, INTERLOCK UNITED STATES 4357640 THRU 4705992 AUSTRALIA 8030090 THRU 8044724 BELGIUM 9107214 THRU 9155279 CANADA 7068998 THRU 7097572
27	10-32228		1	SCREW INTERLOCK CABLE TO EXHAUST PLATE (5/8")
28	10-69022		1	SCREW INTERLOCK CABLE TO STARTER HOUSING (1/2")
29	13-27660		1	LOCKWASHER, INTERLOCK CABLE SCREW
30	12-26013		2	WASHER, INTERLOCK CABLE SCREW
31	57236		1	CAM, SLIDING-STARTER HOUSING
32	24-70086		1	SPRING, SLIDING CAM
33	12-37998		1	WASHER, INTERLOCK CABLE
34	18-26953		1	COTTER PIN, INTERLOCK CABLE TO SLIDING CAM
35	65757A1		1	TOGGLE ASSEMBLY, STARTER INTERLOCK

CONTINUED ON NEXT PAGE ➡

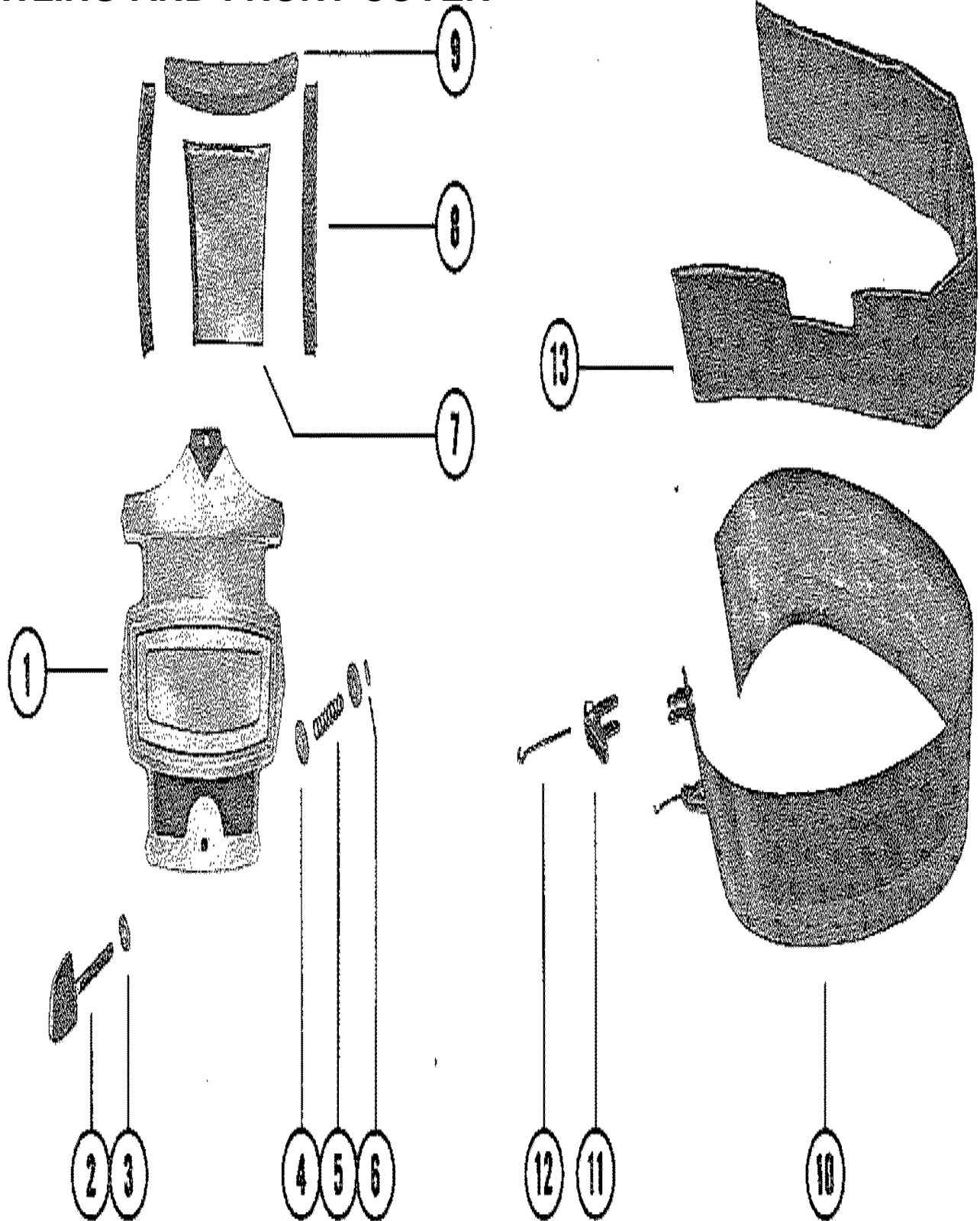
STARTER HOUSING (MANUAL)



STARTER HOUSING (MANUAL)

REF. NO.	PART NO.	SYM.	QTY.	DESCRIPTION
36	10-57249		1	SCREW, TOGGLE TO STARTER HOUSING
37	23-26856		2	BUSHING, TOGGLE SCREW
38	24-57279		1	SPRING, TOGGLE SCREW
39	76568		1	CABLE INTERLOCK ALSO USED ON TILLER HANDLE MODELS
40	10-69022		2	SCREW, CABLE (1/2") ALSO USED ON TILLER HANDLE MODELS
41	12-26013		2	WASHER, CABLE SCREW ALSO USED ON TILLER HANDLE MODELS
42	77864		1	CAM, INTERLOCK UNITED STATES 4705993 THRU 4962055 AUSTRALIA 8044725 THRU 8053229 BELGIUM 9155280 THRU 9195685 CANADA 7097573 THRU 7115572
	85188		1	CAM, INTERLOCK UNITED STATES 4962056 AND UP AUSTRALIA 8053230 AND UP BELGIUM 9195686 AND UP CANADA 7115573 AND UP
43	10-76138		1	SCREW, INTERLOCK CAM ATTACHING (1 1/8")
44	24-76140		1	SPRING, INTERLOCK CAM SCREW
45	79371		1	ACTUATOR, INTERLOCK
46	10-76137		1	SCREW, INTERLOCK SCTUATOR ATTACHING (1 5/8")
47	24-76139		1	SPRING, INTERLOCK ACTUATOR SCREW
48	18-27769		1	COTTER PIN, INTERLOCK CABLE TO ACTUATOR

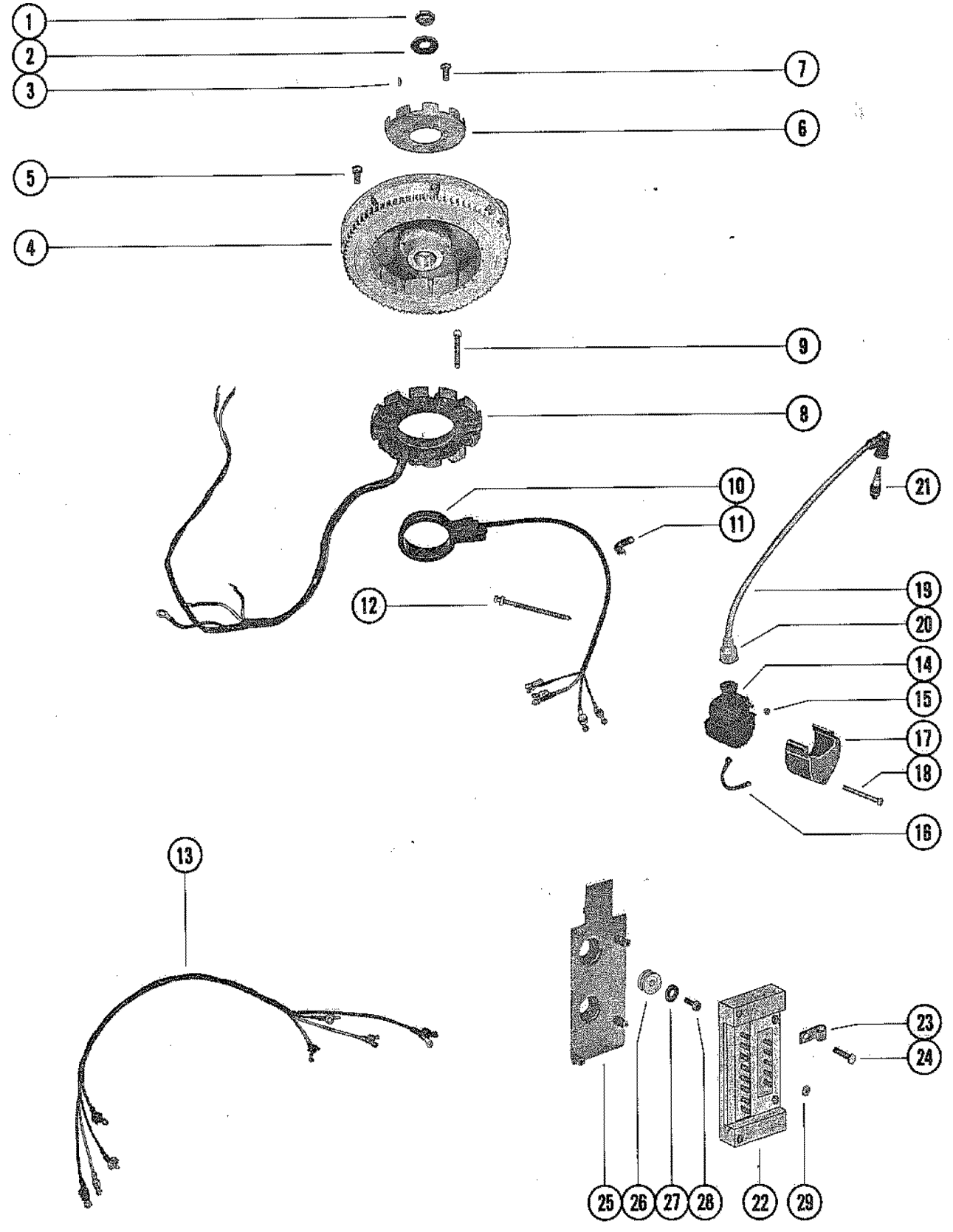
COWLING AND FRONT COVER



COWLING AND FRONT COVER

REF. NO.	PART NO.	SYM.	QTY.	DESCRIPTION
1	2104-5642A5		1	COWL FRONT COVER ASSEMBLY UNITED STATES 4357640 THRU 4576236 AUSTRALIA 8030090 THRU 8042649 BELGIUM 9107214 THRU 9136249 CANADA 7068998 THRU 7088597
	2104-5642A13		1	COWL FRONT COVER ASSEMBLY UNITED STATES 4576237 AND UP AUSTRALIA 8042650 AND UP BELGIUM 9136250 AND UP CANADA 7088598 AND UP
2	56848		1	KNOB, COWL FRONT COVER FASTENING
3	12-30771		1	WASHER, COVER FASTENING KNOB
4	12-59572		2	WASHER, COVER FASTENING KNOB
5	24-32271		1	SPRING, TENSION-COVER FASTENING KNOB
6	17-29077		1	PIN, ROLL-TENSION SPRING TO KNOB
7	38674		1	BLANKET, SOUND ABSORBING
8	31095		2	SEAL, SOUND-LOWER SECTION
9	38133		1	SEAL, SOUND-UPPER SECTION
10	2118-3247A3		1	WRAP AROUND COWL ASSEMBLY
11	46785A1		2	COWL LATCH ASSEMBLY
12	30413		2	HOOK, COWL LATCH FASTENING
13	37794		1	BLANKET, SOUND ABSORBING
-	92-25234--1		1	GLUE (BLANKET ADHESIVE)

FLYWHEEL, IGNITION COIL AND SWITCH BOX

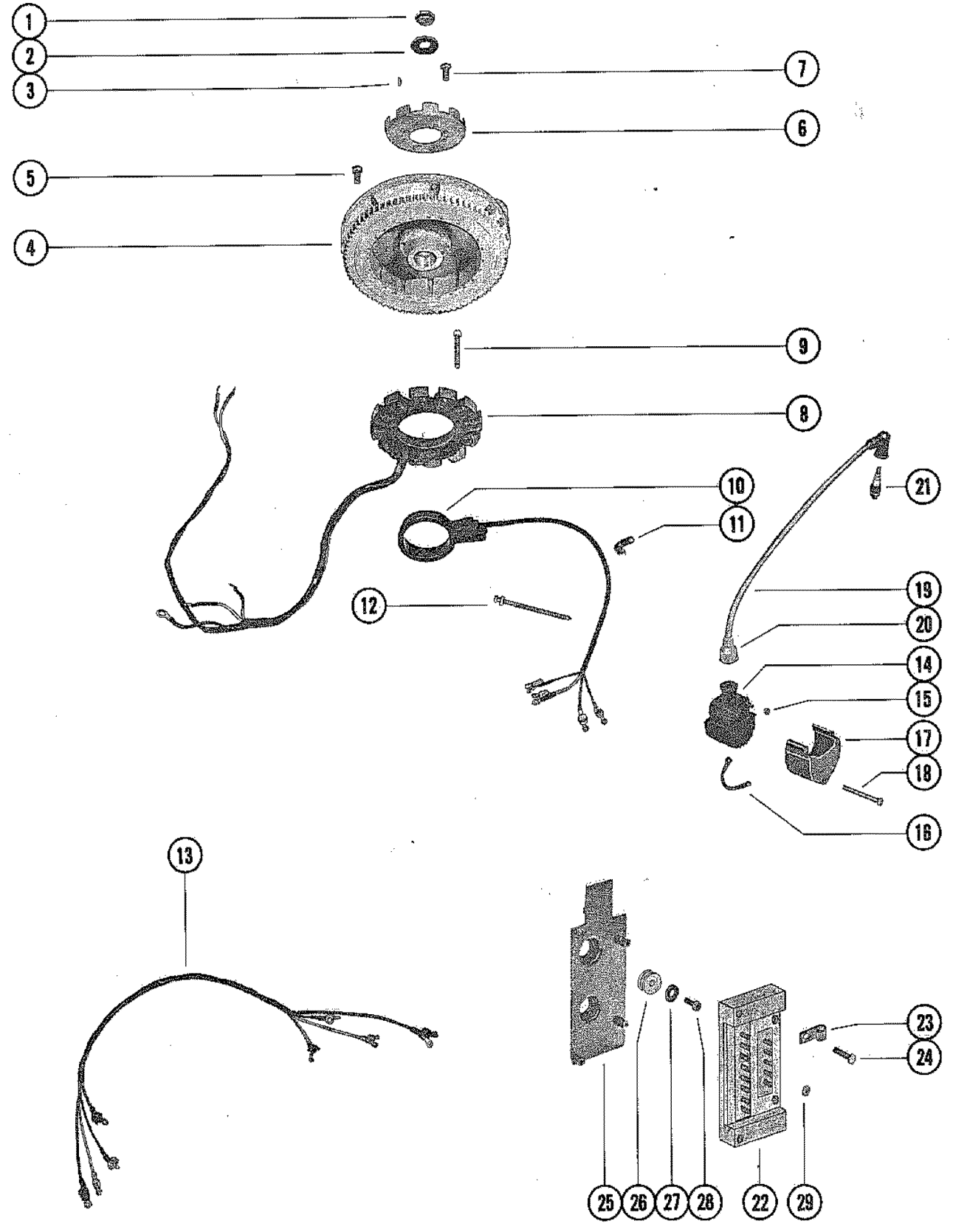


FLYWHEEL, IGNITION COIL AND SWITCH BOX

REF. NO.	PART NO.	SYM.	QTY.	DESCRIPTION
1	11-22339		1	NUT, FLYWHEEL
2	12-68229		1	WASHER, FLYWHEEL NUT
3	28-20094		1	KEY, FLYWHEEL DRIVE
4	248-5977A4		1	FLYWHEEL ASSEMBLY (MANUAL) UNITED STATES 4357640 THRU 4576236 AUSTRALIA 8030090 THRU 8042649 BELGIUM 9107214 THRU 9136249 CANADA 7068998 THRU 7088597
	248-5977A2		1	FLYWHEEL ASSEMBLY (ELECTRIC)
	248-5977A19		1	FLYWHEEL ASSEMBLY (MANUAL) UNITED STATES 4576237 THRU 5193258 AUSTRALIA 8042650 THRU 8057394 BELGIUM 9136250 THRU 9217255 CANADA 7088598 THRU 7116222
	248-5977A20		1	FLYWHEEL ASSEMBLY (ELECTRIC)
	248-5977A22		1	FLYWHEEL ASSEMBLY (MANUAL) UNITED STATES 5193259 AND UP AUSTRALIA 8057395 AND UP BELGIUM 9217256 AND UP
	248-5977A23		1	FLYWHEEL ASSEMBLY (ELECTRIC)
5	10-32417		8	SCREW, FLEXIBLE PLATE TO FLYWHEEL (9/16)
6	50-65211		1	RATCHET, FLYWHEEL-MANUAL
7	10-68997		8	SCREW, RATCHT TO FLYWHEEL (5/8")
8	398-5919A4		1	STATOR (MANUAL) UNITED STATES 4962055 AND BELOW AUSTRALIA 8053229 AND BELOW BELGIUM 9195685 AND BELOW CANADA 7115572 AND BELOW
	76314A3		1	STATOR (MANUAL) UNITED STATES 4962056 AND UP AUSTRALIA 8053230 AND UP BELGIUM 9195686 AND UP CANADA 7115573 AND UP
	398-5919A2		1	STATOR (ELECTRIC)
9	10-63136		2	SCREW, STATOR TO UPPER END CAP (1")
	10-76290		2	SCREW, STATOR TO UPPER END CAP (5/8")
10	73372A1		1	TRIGGER ASSEMBLY UNITED STATES 4357640 THRU 4576236 AUSTRALIA 8030090 THRU 8042649 BELGIUM 9107214 THRU 9136249 CANADA 7068998 THRU 7088597
	76681A1		1	TRIGGER ASSEMBLY UNITED STATES 4576237 AND UP AUSTRALIA 8042650 AND UP BELGIUM 9136250 AND UP CANADA 7088598 AND UP
11	54-61001		1	"J" CLIP, TRIGGER LEADS TO CARBURETOR STUD
12	61990		1	STA-STRAP, TRIGGER LEADS
13	84-73446		1	HARNES, SWITCH BOX TO IGNITION COIL
14	339-5748A2		4	IGNITION COIL ASSEMBLY UNITED STATES 5193258 AND BELOW AUSTRALIA 8057394 AND BELOW BELGIUM 9217255 AND BELOW CANADA 7116222 AND BELOW
	338-4995A2		4	IGNITION COIL ASSEMBLY UNITED STATES 5193259 AND UP AUSTRALIA 8057395 AND UP BELGIUM 9217256 AND UP
15	11-45076		8	NUT, IGNITION COIL TERMINALS
16	84-60466A15		4	GROUNG WIRE, COIL TO SWITCH BOX
17	69125		4	COVER, IGNITION COIL UNITED STATES 4357640 THRU 4576236 AUSTRALIA 8030090 THRU 8042649 BELGIUM 9107214 THRU 9136249 CANADA 7068998 THRU 7088597
18	10-25211		12	SCREW, COIL COVER (10-24 X 1 7/8")

CONTINUED ON NEXT PAGE ➡

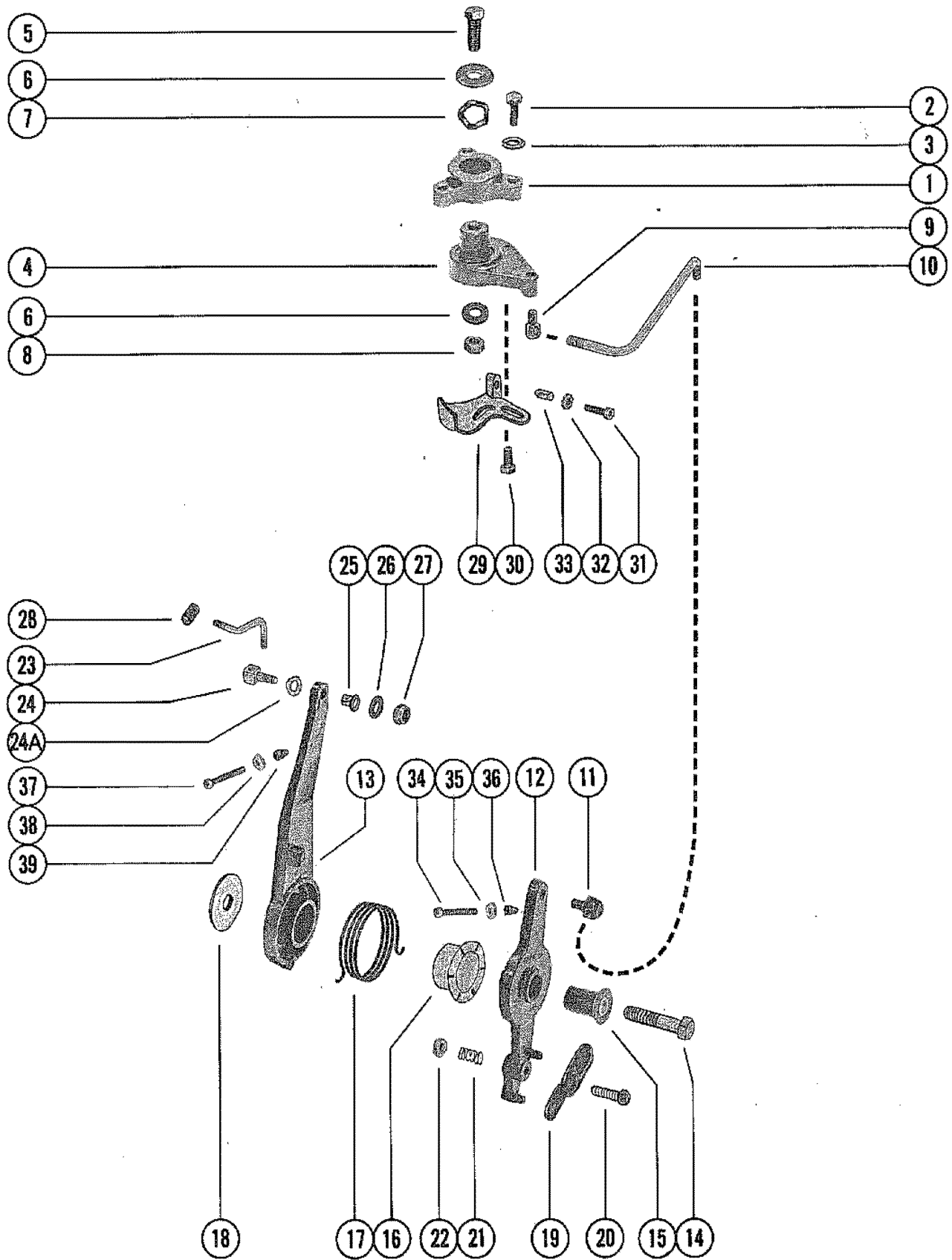
FLYWHEEL, IGNITION COIL AND SWITCH BOX



FLYWHEEL, IGNITION COIL AND SWITCH BOX

REF. NO.	PART NO.	SYM.	QTY.	DESCRIPTION
17	76254		4	COVER, IGNITION COIL UNITED STATES 4576237 AND UP AUSTRALIA 8042650 AND UP BELGIUM 9136250 AND UP CANADA 7088598 AND UP
18	10-76502		12	SCREW, COIL COVER (10-32 X 1 7/8")
19	84-73451A8		4	LEAD ASSEMBLY, SPARK PLUG
20	332-2854		4	BOOT, IGNITION COIL END
21	33-58194		4	SPARK PLUG (AC#V40FFK) BELGIUM AND CANADA USE C-33-75739 SPARK PLUG
22	332-5772A1		1	SWITCH BOX ASSEMBLY
23	54-64235--1		3	"J" CLIP, SWITCH BOX LEADS
24	10-20619		4	SCREW SWITCH BOX AND "J" CLIP TO PLATE (1 3/8")
25	72030		1	PLATE, SWITCH BOX
26	25-57009		2	GROMMET, SWITCH BOX PLATE
27	12-57427		2	WASHER, SWITCH BOX PLATE SCREW
28	10-61551		2	SCREW SWITCH BOX PLATE TO CYLINDER BLOCK (1/2")
29	11-45076		13	NUT, SWITCH BOX TERMINALS

THROTTLE CONTROL LINKAGE AND SPARK ADVANCE

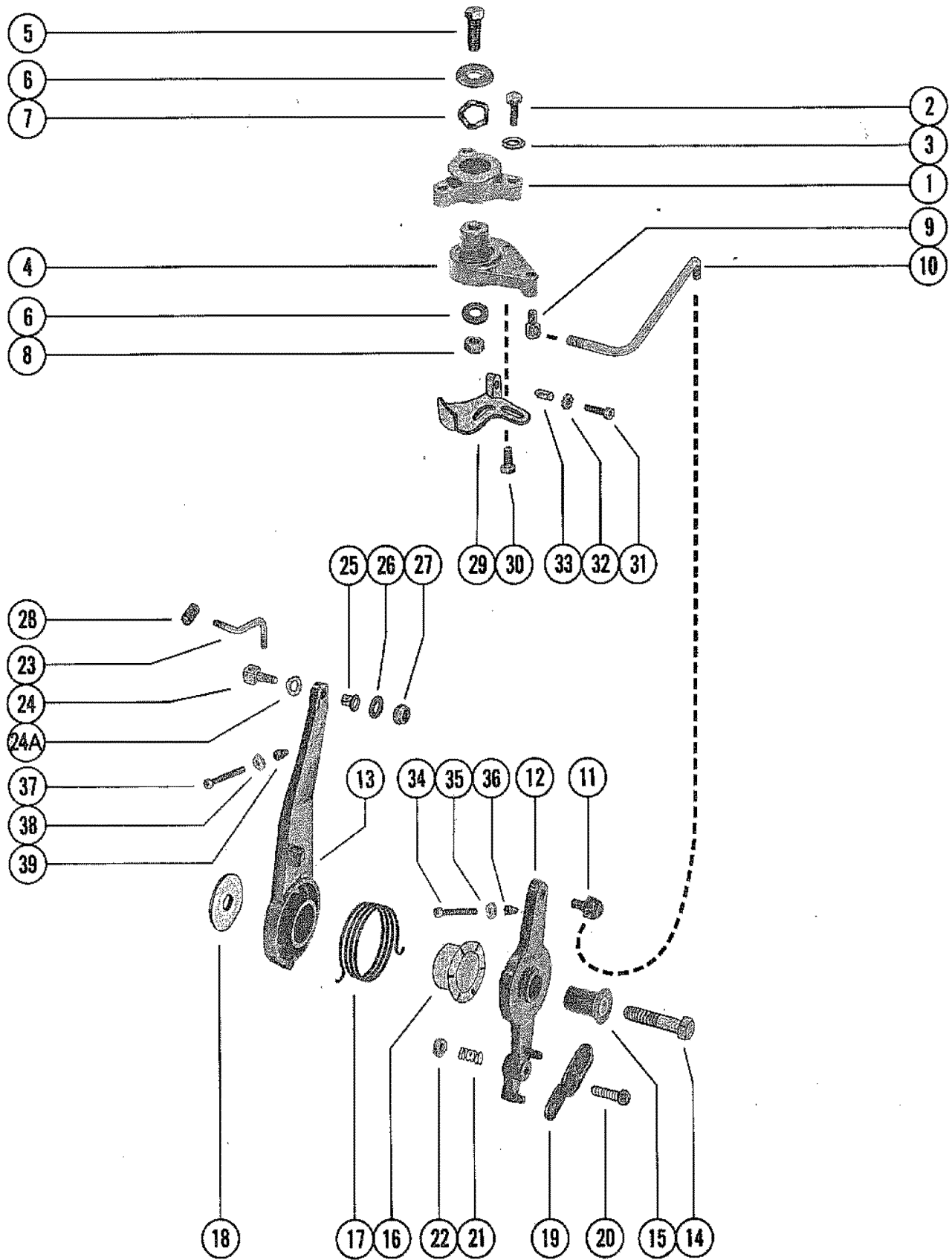


THROTTLE CONTROL LINKAGE AND SPARK ADVANCE

REF. NO.	PART NO.	SYM.	QTY.	DESCRIPTION
1	72040		1	BRACKET, THROTTLE ACTUATOR
2	10-53576		3	SCREW, THROTTLE ACTUATOR BRACKET (1 1/8")
3	13-26993		3	LOCKWASHER THROTTLE ACTUATOR BRACKET SCREW
4	72032		1	ACTUATOR, THROTTLE
5	10-21449		1	SCREW, BRACKET TO THROTTLE ACTUATOR (2")
6	12-25893		2	WASHER, BRACKET SCREW
7	13-62172		1	WAVE WASHER, BRACKET SCREW
8	11-46793		1	NUT, BRACKET SCREW
9	57440		1	SWIVEL, LINK ROT TO THROTTLE ACTUATOR
10	72043		1	LINK ROD
11	57440		1	SWIVEL, LINK ROD TO THROTTLE ARM
12	72034		1	ARM, THROTTLE UNITED STATES 4357640 THRU 4576236 AUSTRALIA 8030090 THRU 8042649 BELGIUM 9107214 THRU 9136249 CANADA 7068998 THRU 7088597
13	76058A1		1	LEVER, SPARK ADVANCE UNITED STATES 4357640 THRU 4576236 AUSTRALIA 8030090 THRU 8042649 BELGIUM 9107214 THRU 9136249 CANADA 7068998 THRU 7088597
12	76560		1	ARM, THROTTLE UNITED STATES 4576237 AND UP AUSTRALIA 8042650 AND UP BELGIUM 9136250 AND UP CANADA 7088598 AND UP
13	76559A1		1	LEVER, SPARK ADVANCE UNITED STATES 4576237 AND UP AUSTRALIA 8042650 AND UP BELGIUM 9136250 AND UP CANADA 7088598 AND UP
14	10-55337		1	SCREW LEVER AND ARM TO CYLINDER BLOCK (1 3/4")
15	23-55164		1	BUSHING, LEVER AND ARM SCREW
16	23-55171		1	BUSHING, LEVER AND ARM SCREW
17	24-55162		1	SPRING, RETURN - SPARK ADVANCE LEVER
18	12-28008		1	WASHER, LEVER AND ARM SCREW
19	39483		1	LATCH, THROTTLE ARM (THROTTLE CABLE)
20	10-22486		1	SCREW, LATCH TO THROTTLE ARM (7/8")
21	24-20099		1	SPRING, COMPRESSION - LATCH SCREW
22	11-20586		1	NUT, LATCH SCREW
23	72042		1	LINK ROD SPARK ADVANCE (1" LONG) MEASURE LENGTH OF LINK ROD TO INSURE ORDERING CORRECT PART.
	76056		1	LINK ROD SPARK ADVANCE (2 1/2" LONG) MEASURE LENGTH OF LINK ROD TO INSURE ORDERING CORRECT PART.
24	77013A1		1	SWIVEL, LINK ROD TO SPARK ADVANCE LEVER
24A	13-29402		1	WAVE WASHER, SWIVEL
25	23-26856		1	BUSHING, LINK ROD SWIVEL
26	12-33786		1	WASHER, LINK ROD SWIVEL
27	11-45774		1	NUT, LINK ROD SWIVEL
28	61939		1	PIVOL, THREADED - LINK ROD TO TRIGGER
29	66778		1	PLATE, THROTTLE ACTUATOR
30	10-46420		2	SCREW, PLATE TO THROTTLE ACTUATOR (1/2")

CONTINUED ON NEXT PAGE ➡

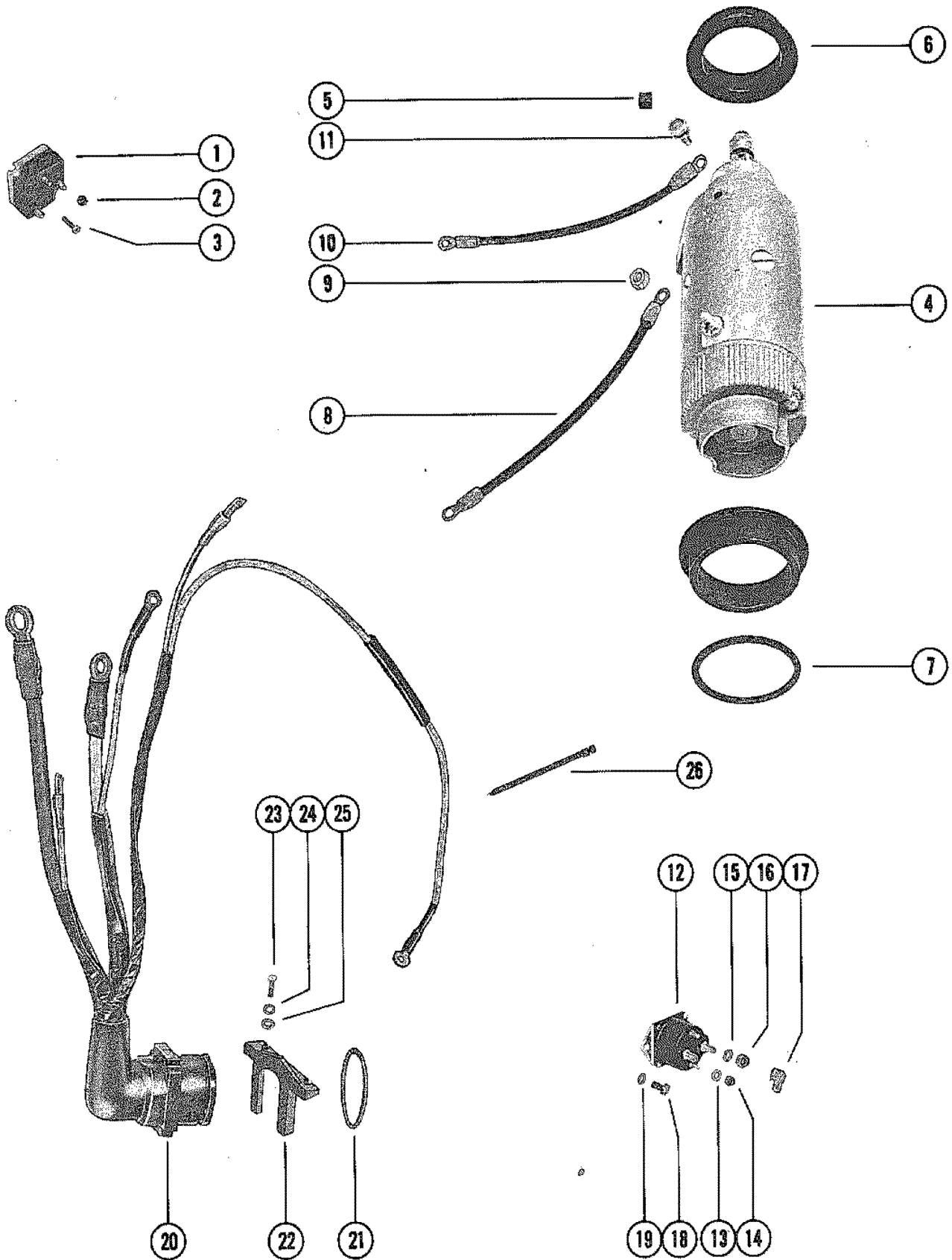
THROTTLE CONTROL LINKAGE AND SPARK ADVANCE



THROTTLE CONTROL LINKAGE AND SPARK ADVANCE

REF. NO.	PART NO.	SYM.	QTY.	DESCRIPTION
31	10-23015		1	SCREW, ADJUSTING - PLATE (1") UNITED STATES 4357640 THRU 4576236 AUSTRALIA 8030090 THRU 8042649 BELGIUM 9107214 THRU 9136249 CANADA 7068998 THRU 7088597
	10-23702		1	SCREW, ADJUSTING - PLATE (1 1/8") UNITED STATES 4576237 AND UP AUSTRALIA 8042650 AND UP BELGIUM 9136250 AND UP CANADA 7088598 AND UP
32	11-20645		1	NUT, ADJUSTING SCREW
33	48039		1	CAP, ADJUSTING SCREW
34	10-55903		1	SCREW, ADJUSTING - THROTTLE ARM (2 1/4") UNITED STATES 4576237 AND UP AUSTRALIA 8042650 AND UP BELGIUM 9136250 AND UP CANADA 7088598 AND UP
	10-25158		1	SCREW, ADJUSTING - THROTTLE ARM (1 3/4") UNITED STATES 4576237 AND UP AUSTRALIA 8042650 AND UP BELGIUM 9136250 AND UP CANADA 7088598 AND UP
35	11-20645		2	NUT, ADJUSTING SCREW UNITED STATES 4576237 AND UP AUSTRALIA 8042650 AND UP BELGIUM 9136250 AND UP CANADA 7088598 AND UP
36	48039		2	CAP, ADJUSTING SCREW UNITED STATES 4576237 AND UP AUSTRALIA 8042650 AND UP BELGIUM 9136250 AND UP CANADA 7088598 AND UP
37	10-25158		1	SCREW ADJUSTING - SPARK ADVANCE LEVER (1 3/4") UNITED STATES 4576237 AND UP AUSTRALIA 8042650 AND UP BELGIUM 9136250 AND UP CANADA 7088598 AND UP
38	11-20645		1	NUT, ADJUSTING SCREW UNITED STATES 4576237 AND UP AUSTRALIA 8042650 AND UP BELGIUM 9136250 AND UP CANADA 7088598 AND UP
39	48039		1	CAP, ADJUSTING SCREW UNITED STATES 4576237 AND UP AUSTRALIA 8042650 AND UP BELGIUM 9136250 AND UP CANADA 7088598 AND UP

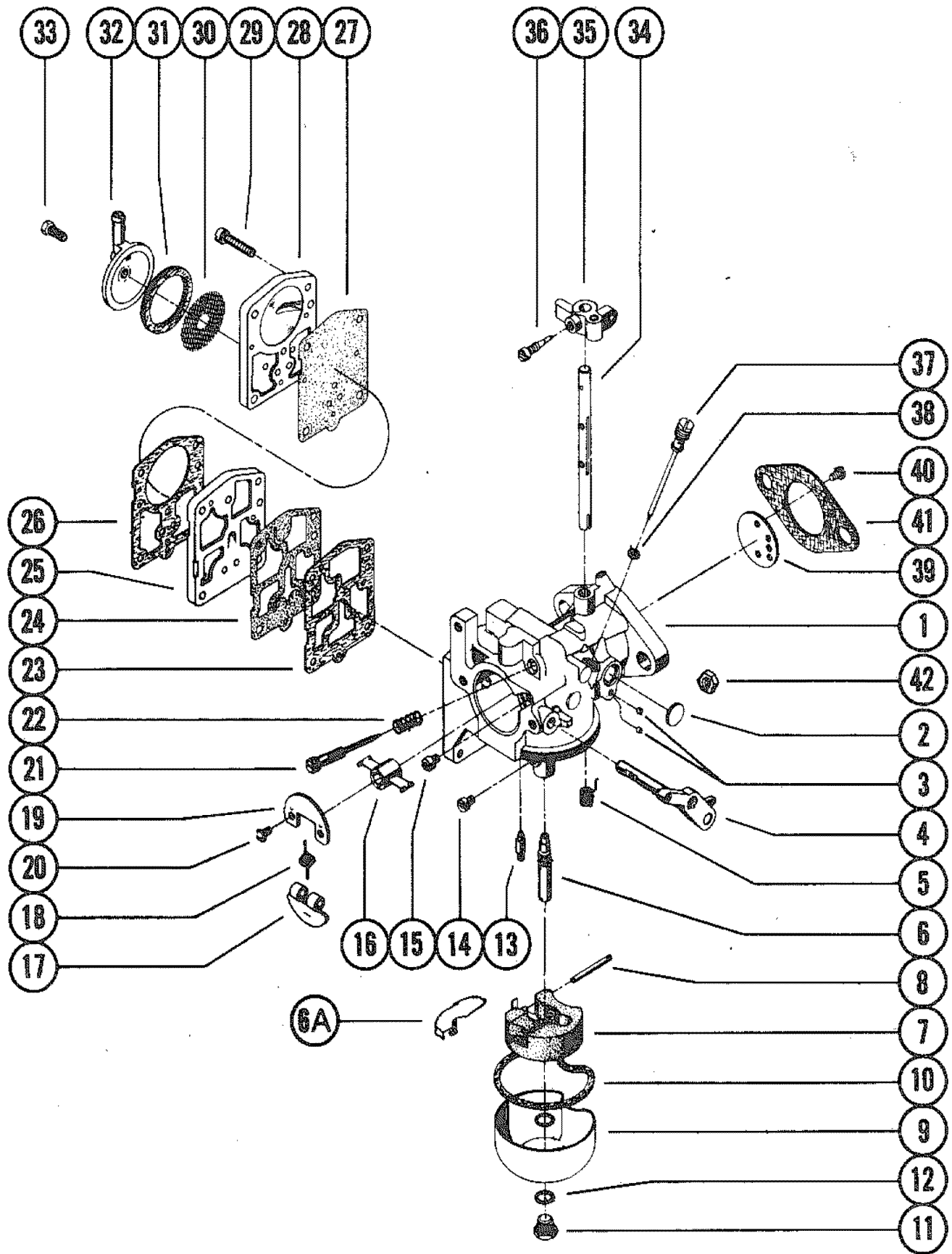
ELECTRIC COMPONENTS



ELECTRIC COMPONENTS

REF. NO.	PART NO.	SYM.	QTY.	DESCRIPTION
1	62351A1		1	RECTIFIER ASSEMBLY
2	11-45076		3	NUT, RECTIFIER TERMINAL
3	10-20411		2	SCSREW, RECTIFIER TO SWITCH BOX PLATE (5/8")
4	50-73521		1	STARTER MOTOR ASSEMBLY
5	57247		1	STOP, RUBBER-STARTER MOTOR
6	56703		2	COLLAR, RUBBER-STARTER MOTOR MOUNT
7	23-56774		AR	SPACER, COLLAR TO BRACKET
8	84-66053A1		1	WIRE ASSEMBLY STARTER MOTOR TO SOLENOID (YELLOW)
9	11-64015		1	NUT, WIRE TO STARTER MOTOR (1/4-20)
10	84-66008A2		1	WIRE ASSEMBLY STARTER MOTOR TO BRACKET (BLACK)
11	10-29197		1	SCREW, WIRE TO STARTER MOTOR (5/8")
12	89-68258		1	STARTER SOLENOID
13	13-26996		2	LOCKWASHER, SOLENOID TERMINAL (#10)
14	11-45076		2	NUT, SOLENOID TERMINAL (#10)
15	13-26993		2	LOCKWASHER, SOLENOID TERMINAL (5/16")
16	11-21908		2	NUT, SOLENOID TERMINAL (5/16")
17	46265		1	BOOT, TERMINAL-STARTER SOLENOID
18	10-20031		2	SCREW, SELENOID TO SUPPORT BRACHET (1/2")
19	13-26992		2	WASHER, STARTER SOLENOID SCREW
20	84-73447		1	WIRING HARNESS (INTERNAL)
21	24-28975		1	SPRING, GARTER-INTERNAL WIRING HARNESS
22	54-76368		1	CLAMP, WIRING HARNESS
23	10-45862		2	SCREW WIRING HARNESS CLAMP TO BOTTOM COWL (7/8")
24	13-26996		2	LOCKWASHER, WIRING HARNESS CLAMP SCREW
25	12-20128		2	WASHER, WIRING HARNESS CLAMP SCREW
26	61990		1	STA-STRAP, WIRING HARNESS

CARBURETOR ASSEMBLY



CARBURETOR ASSEMBLY

REF. NO.	PART NO.	SYM.	QTY.	DESCRIPTION
1	1367-6517		2	CARBURETOR ASSEMBLY, COMPLETE
2		●	2	WELCH PLUG, BODY CHANNEL (LARGE)
3		●	6	PLUG, BODY CHANNEL
4	72045A1		2	CHOKE SHAFT
5		●	2	SPRING, RETURN-THROTTLE SHAFT
6		●	2	MAIN NOZZLE
6A	1399-7211A1		2	BAFFLE, FUEL BOWL
7	1399-5126		2	FLOAT
8		●	2	PIN, FLOAT RETAINING
9	1399-5127		2	FUEL BOWL
10		▲●	2	GASKET, FUEL BOWL
11	1399-5415		2	SCREW, FUEL BOWL TO CARBURETOR
12		▲●	4	GASKET, FUEL BOWL SCREW
13	1399-6224		2	INLET NEEDLE AND SPRING
14	1399-1655		2	JET, MAIN FUEL (.055)
15	1399-6249		2	JET, ECOMONIZER (.096)
16	69692		2	VENTURI
17	1399-5194		2	VALVE, CHOKE RELIEF
18	1399-5414		2	SPRING, CHOKE RELIEF VALVE
19	1399-5197		2	CHOKE SHUTTER
20	10-23035		4	SCREW, CHOKE SUTTER TO CHOKE SHAFT
21		●	2	SCREW, IDLE MIXTURE
22		●	2	SPRING, IDLE MIXTURE SCREW
23		●+	2	GASKET, FUEL PUMP DIAPHRAGM
24		●+	2	DIAPHRAGM, FUEL PUMP
25	1399-5129		2	BODY, FUEL PUMP
26		●+	2	GASKET, FUEL PUMP ATTACHING
27		●+	2	DIAPHRAGM, FUEL PUMP
28	1364-5585		2	BODY, STRAINER
29	1399-5132		8	SCREW, STRAINER BODY TO CARBURETOR
30	1399-5758		2	SCREEN, STRAINER
31		▲●	2	GASKET, STRAINER COVER
32	1399-4236		2	COVER, INLET
33		●	2	SCREW, STRAINER COVER TO BODY
34	1399-2012		2	THROTTLE SHAFT
35	1399-97		2	LEVER, THROTTLE (SEE NOTE BELOW)
36	10-20847		2	SCREW, THROTTLE LEVER ATTACHING
37		●	2	IDLE TUBE
38		▲●	2	GASKET, IDLE TUBE
39	1399-6225		2	THROTTLE SHUTTER
40		●	4	SCREW, THROTTLE SHUTTER TO THROTTLE SHAFT

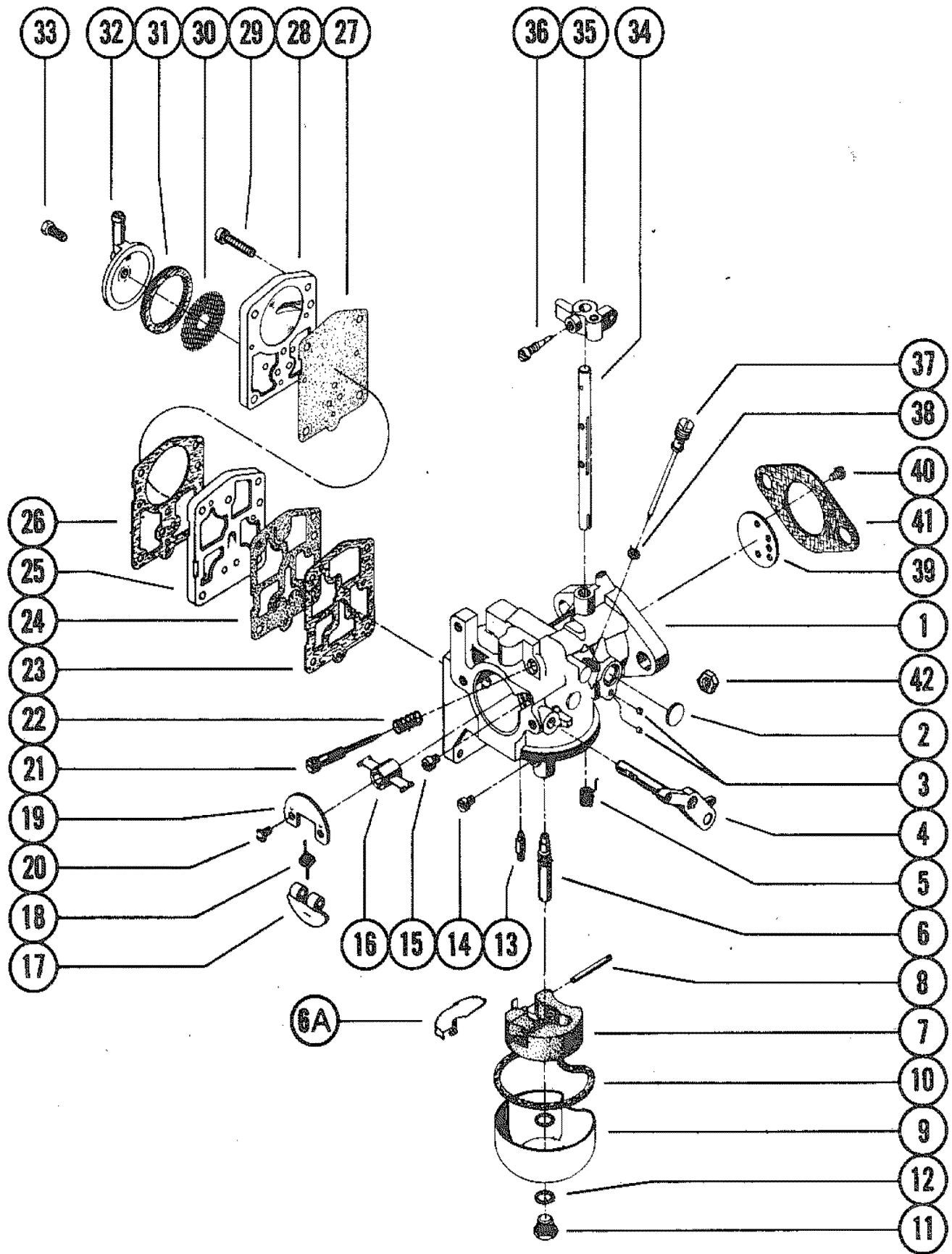
● = CONTENTS OF REPAIR PARTS KIT

▲ = CONTENTS OF GASKET AND PACKING SET

⊕ = CONTENTS OF DIAPHRAGM AND GASKET KIT

CONTINUED ON NEXT PAGE ➡

CARBURETOR ASSEMBLY



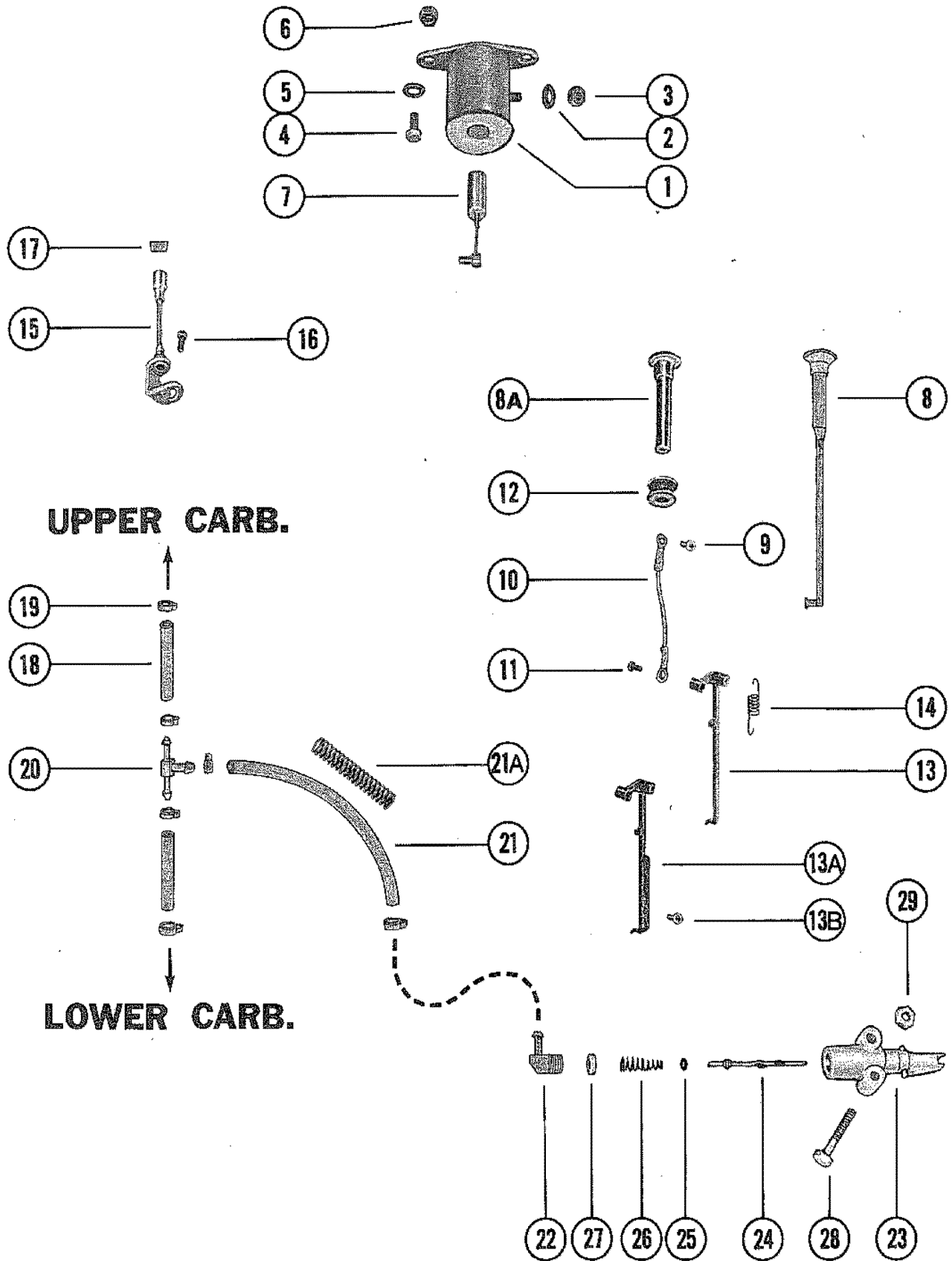
CARBURETOR ASSEMBLY

REF. NO.	PART NO.	SYM.	QTY.	DESCRIPTION
41	27-75791	■ ■ ● ▲	2	GASKET, CARBURETOR FLANGE
-	1399-5198	●	2	GASKET SET
-	1399-6250		2	REPAIR PARTS KIT
-	1399-5137		2	DIAPHRAGM AND GASKET KIT
42	11-46793		4	NUT, CARBURETOR MOUNTING STUD
-	27-72486A78		0	GASKET SET
-	27-72486A79		0	GASKET SET

USE ON LOWER CARBURETOR ONLY -- REPLACE WITH [A-74371] LEVER ON UPPER CARBURETOR.

- = CONTENTS OF REPAIR PARTS KIT
- = CONTENTS OF [27-72486A78] GASKET SET
- = CONTENTS OF [27-72486A79] GASKET SET
- ▲ = CONTENTS OF GASKET AND PACKING SET

CARBURETOR LINKAGE AND CHOKE SOLENOID

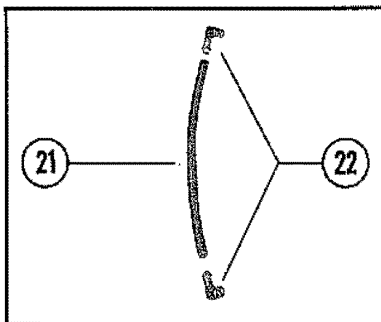
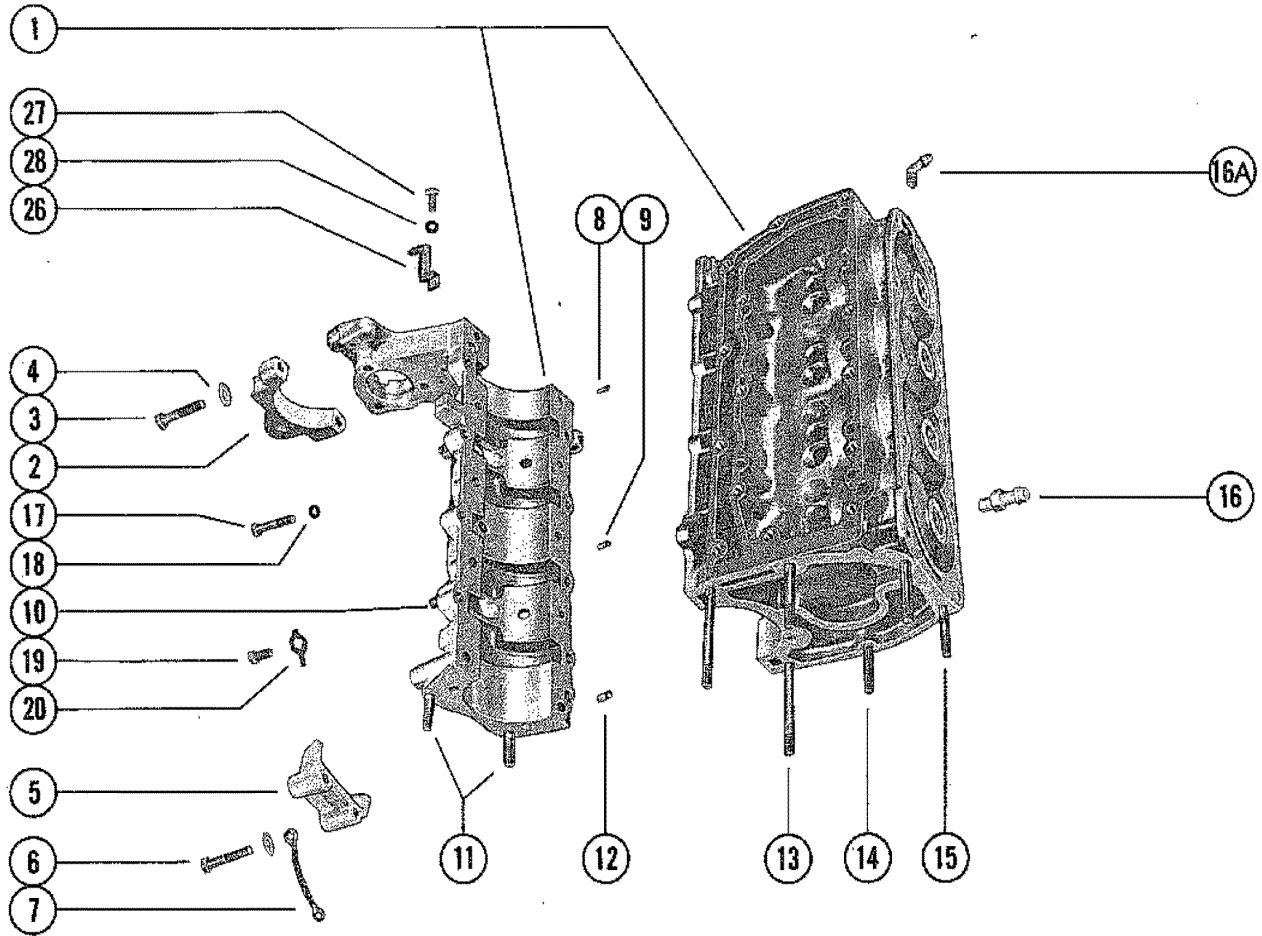
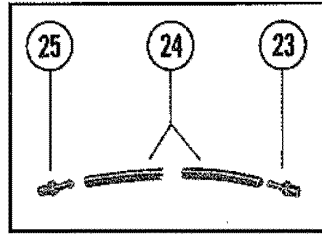


CARBURETOR LINKAGE AND CHOKE SOLENOID

REF. NO.	PART NO.	SYM.	QTY.	DESCRIPTION
1	54293A5		1	CHOKE SOLENOID-ELECTRIC ELECTRIC
2	13-26996		1	LOCKWASHER, CHOKE SOLENOID TERMINAL ELECTRIC
3	11-45076		1	NUT, CHOKE SOLENOID TERMINAL ELECTRIC
4	10-26066		2	SCREW, CHOKE SOLENOID TO FRONT BRACKET ELECTRIC
5	13-26993		2	LOCKWASHER, CHOKE SELENOID SCREW ELECTRIC
6	11-22053		2	NUT, CHOKE SOLENOID SCREW ELECTRIC
7	56074A8		1	PLUNGER AND LINK ASSEMBLY CHOKE SELENOID (ELECTRIC)
8	73736		1	KNOB, CHOKE (MANUAL)
8A	73755A1		1	KNOB ASSEMBLY (ELECTRIC)
9	10-76196		1	SCREW, STRAP TO CHOKE KNOB (ELECTRIC)
10	49589		1	STRAP, CHOKE KNOB TO CHOKE ROD (ELECTRIC)
11	10-63357		1	SCREW, STRAP TO CHOKE ROD (ELECTRIC)
12	25-20116		1	GROMMET, FRONT BRACKET (CHOKE KNOB) (ELECTRIC)
13	72044		1	CHOKE ROD UNITED STATES 5193258 AND BELOW AUSTRALIA 8057394 AND BELOW BELGIUM 9217255
13A	85966A1		1	CHOKE ROD ASSEMBLY UNITED STATES 5193259 AND UP AUSTRALIA 8057395 AND UP BELGIUM 9217256 AND UP
13B	10-86042		2	SCREW, CHOKE ROD
14	24-60288		1	SPRING, CHOKE ROD
15	53719A2		1	PICK-UP BRACKET ASSEMBLY
16	10-53651		1	SCREW, PICK-UP BRACKET
17	53665		1	INSERT, COUPLING
18	32-70432		2	FUEL LINE CARBURETOR TO TEE TO CARBURETOR (2")
19	54-68424		6	CLAMP, FUEL LINE
20	22-73318		1	TEE, FUEL LINE
21	32-70432		1	FUEL LINE, ADAPTOR TO TEE (6")
21A	24-68434		1	SPRING, FUEL LINE
22	22-63981		1	FITTING, FUEL LINE TO ADAPTOR
23	22833		1	ADAPTOR, CHECK UNIT (FUEL LINE)
24	23069		1	STEM, CHECK UNIT ADAPTOR
25	25-20415	■ ■	1	"O" RING, ADAPTOR STEM
26	24-23067		1	SPRING, ADAPTOR STEM
27	30188		1	CUP WASHER, ADAPTOR
28	10-69029		2	SCREW ADAPTOR TO BOTTOM COWL (1 3/4") (MANUAL)
	10-67916		2	SCREW ADAPTOR TO BOTTOM COWL (2") (ELECTRIC)
29	11-46887		2	NUT, ADAPTOR SCREW
-	27-72486A78		0	GASKET SET
-	27-72486A79		0	GASKET SET

■ = CONTENTS OF [27-72486A78] GASKET SET
 ■ = CONTENTS OF [27-72486A79] GASKET SET

CYLINDER BLOCK AND CRANKCASE ASSEMBLY

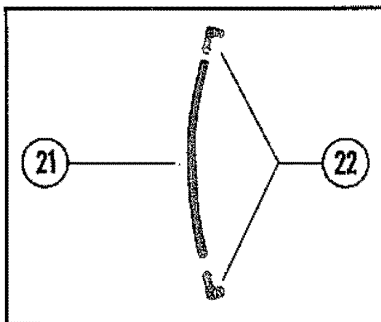
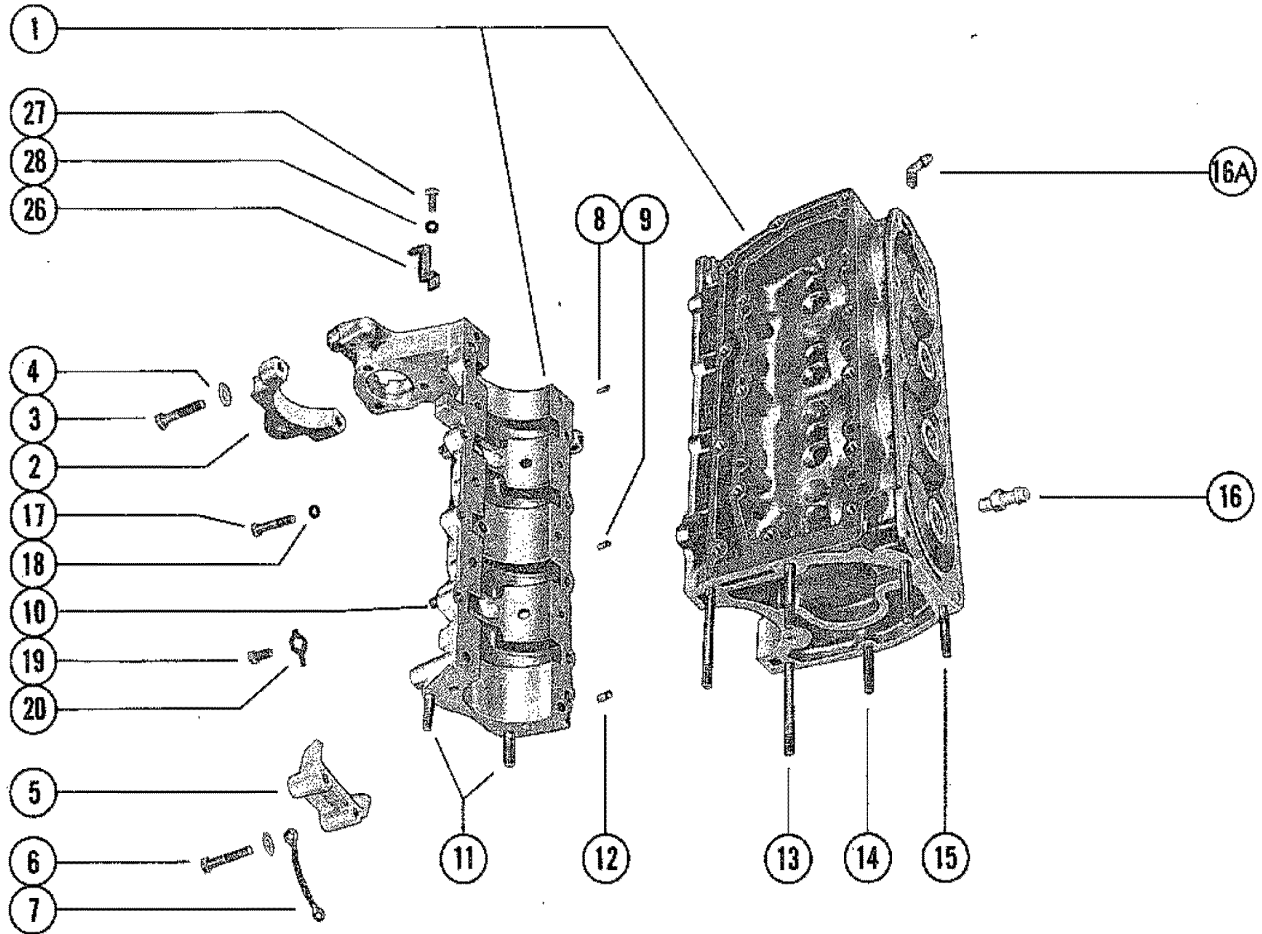
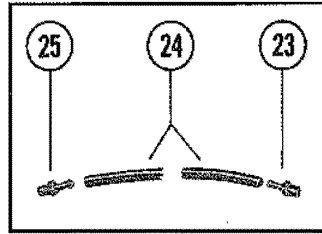


CYLINDER BLOCK AND CRANKCASE ASSEMBLY

REF. NO.	PART NO.	SYM.	QTY.	DESCRIPTION
1	863-5885A3		1	CYLINDER BLOCK AND CRANKCASE ASS'Y UNITED STATES 4962055 AND BELOW AUSTRALIA 8053229 AND BELOW BELGIUM 9195685 AND BELOW CANADA 7115572 AND BELOW
	863-6467A4		1	CYLINDER BLOCK AND CRANKCASE ASS'Y UNITED STATES 4962056 THRU 5193258 AUSTRALIA 8053230 THRU 8057394 BELGIUM 9195686 THRU 9217255 CANADA 7115573 THRU 7116222
	863-7496A3		1	CYLINDER BLOCK AND CRANKCASE ASS'Y UNITED STATES 5193259 AND UP AUSTRALIA 8057395 AND UP BELGIUM 9217256 AND UP
2	72038		1	BRACKET, STARTER MOTOR (UPPER)
3	10-73278		2	SCREW, BRACKET TO CRANKCASE (1 5/8")
4	13-26993		4	LOCKWASHER, BRACKET SCREW
5	76867		1	COVER, STARTER MOTOR (LOWER)
6	10-73279		2	SCREW, COVER TO CRANKCASE (1 7/8")
7	46933A3		2	CABLE ASSEMBLY, GROUND
8	17-20032		2	DOWEL PIN, CYLINDER BLOCK TO MAIN BEARING
9	17-20323		1	DOWEL PIN, CENTER MAIN BEARING UNITED STATES 5193258 AND BELOW AUSTRALIA 8057394 AND BELOW BELGIUM 9217255 AND BELOW CANADA 7116222 AND BELOW
10	16-68164		4	STUD, CARBURETOR MOUNTING (1 1/4")
11	16-68165		2	STUD CRANKCASE TO DRIVE SHAFT HOUSING (1 5/8")
12	17-20033		2	DOWEL PIN, CRANKCASE TO CYLINDER BLOCK
13	16-68168		2	STUD CYL. BLOCK TO DRIVE SHAFT HOUSING (3 11/16")
14	16-68166		2	STUD CYL. BLOCK TO DRIVE SHAFT HOUSING (2 1/8")
15	16-68167		2	STUD CYL. BLOCK TO DRIVE SHAFT HOUSING (1 9/16")
16	22-29111		1	CONNECTOR, TELL TALE-CYLINDER BLOCK UNITED STATES 4962055 AND BELOW AUSTRALIA 8053229 AND BELOW BELGIUM 9195685 AND BELOW CANADA 7115572 AND BELOW
16A	22-78279		1	ELBOW, TELL TALE-CYLINDER BLOCK UNITED STATES 4962056 AND UP AUSTRALIA 8053230 AND UP BELGIUM 9195686 AND UP CANADA 7115573 AND UP
17	10-55511		12	SCREW, CRANKCASE TO CYLINDER BLOCK (1 1/2")
	10-31984		4	SCREW, CRANKCASE TO CYLINDER BLOCK (1 3/8")
	10-73275		2	SCREW, CRANKCASE TO CYLINDER BLOCK (2 7/8")
18	12-70132		18	WASHER, CRANKCASE SCREW
19	10-20359		1	SCREW, CENTER MAIN BEARING LOCKING (1")
	10-26801		2	SCREW, MAIN BEARING LOCKING (5/8")
21	32-34395A1		1	TUBE, BALANCE-MAIN BEARING (5 1/2")
22	22-25885		2	ELBOW, BALANCE TUBE TO CYLINDER BLOCK
23	21-77561		1	CHECK VALVE, BLEED HOSE (LOWER)

CONTINUED ON NEXT PAGE ➡

CYLINDER BLOCK AND CRANKCASE ASSEMBLY

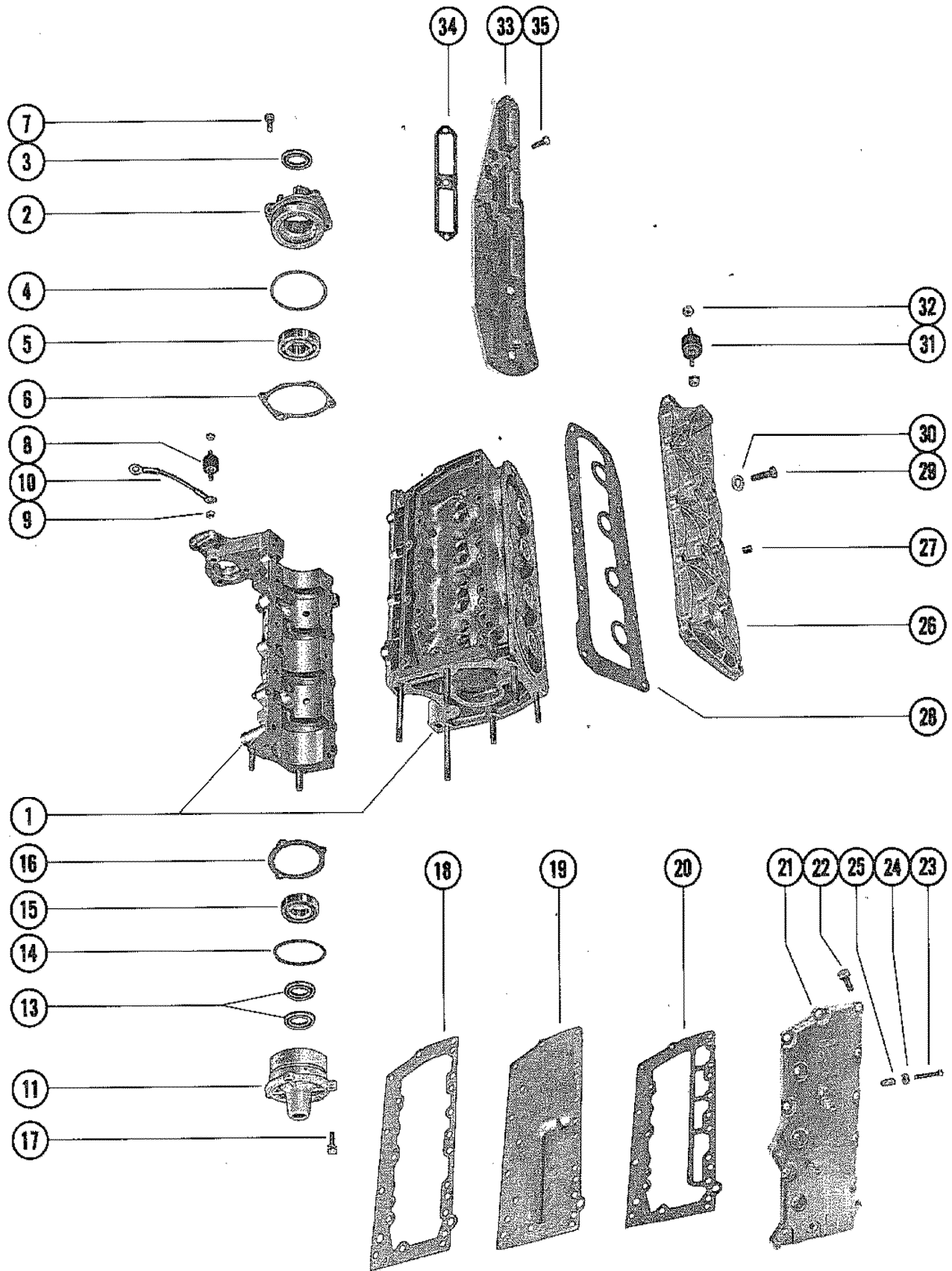


CYLINDER BLOCK AND CRANKCASE ASSEMBLY

REF. NO.	PART NO.	SYM.	QTY.	DESCRIPTION
24	32-54936		1	HOSSE, CYLINDER BLEED (11")
25	22-65857		1	CONNECTOR, CYLINDER BLEED HOSE (UPPER)
26	73319		1	INDICATOR, TIMING ELECTRIC
27	10-39349		1	SCREW, INDICATOR TO CRANKCASE (3/4") ELECTRIC
28	13-26993		1	LOCKWASHER, INDICATOR SCREW ELECTRIC

FOR REPLACEMENT OF POWERHEAD ASSEMBLY, COMPLETE, WHICH INCLUDES CYLINDER BLOCK AND CRANKCASE, PISTONS, CONNECTING RODS AND BEARINGS, ETC. ORDER POWERHEAD ASSEMBLY:
 A-[56150A76] - SERIAL GROUP #1; A-[56150A77] - SERIAL GROUP #9; A-[56150A78] - SERIAL GROUP #15; A-[56150A79] - SERIAL GROUP #13.

END CAPS, MANIFOLD AND EXHAUST COVERS



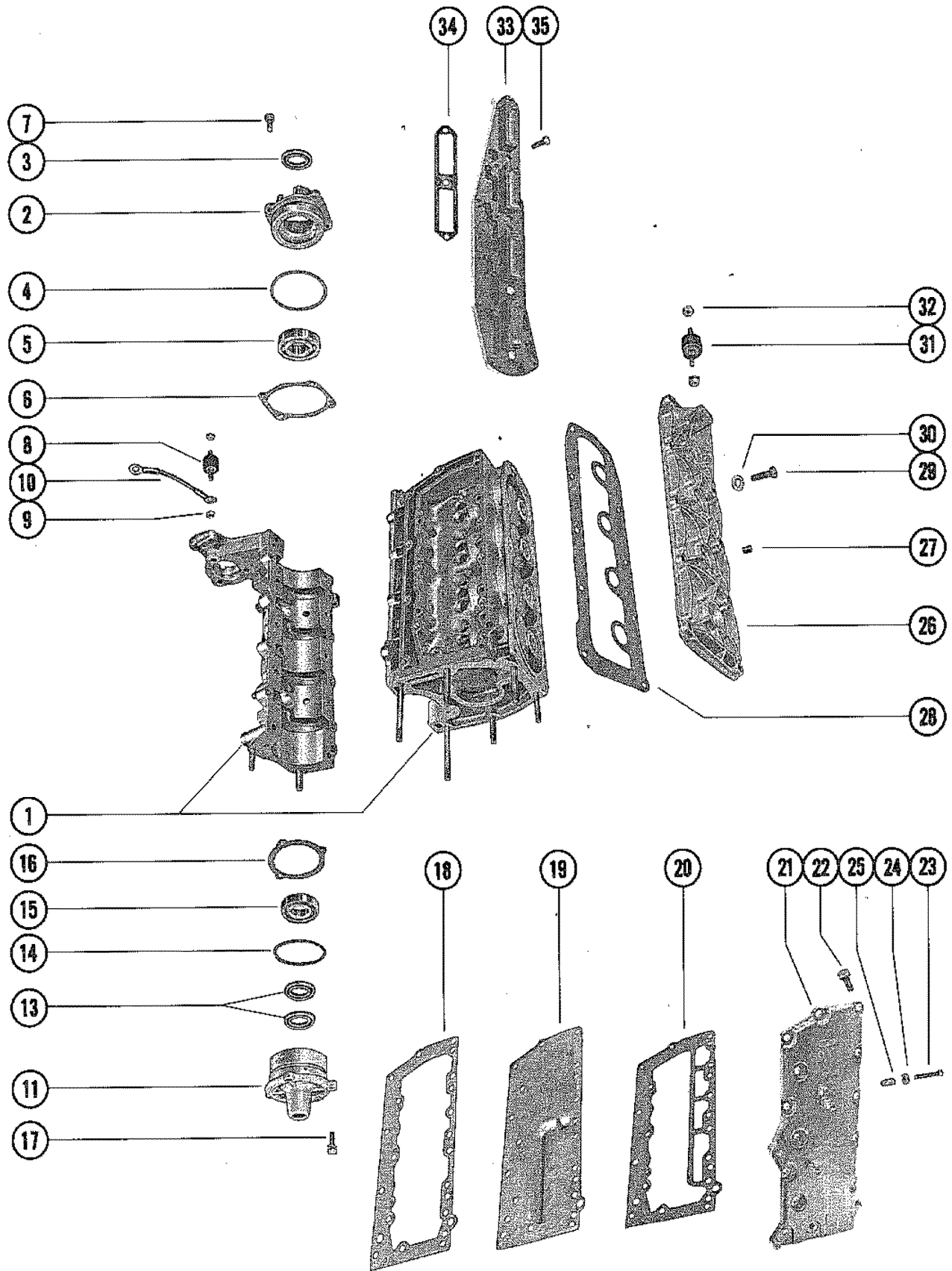
END CAPS, MANIFOLD AND EXHAUST COVERS

REF. NO.	PART NO.	SYM.	QTY.	DESCRIPTION
1	863-5885A3		1	CYLINDER BLOCK AND CRANKCASE ASS'Y SEE "CYLINDER BLOCK AND CRANKCASE ASS'Y" FOR BREAKDOWN UNITED STATES 4962055 AND BELOW AUSTRALIA 8053229 AND BELOW BELGIUM 9195685 AND BELOW CANADA 7115572 AND BELOW
	863-6467A4		1	CYLINDER BLOCK AND CRANKCASE ASS'Y SEE "CYLINDER BLOCK AND CRANKCASE ASS'Y" FOR BREAKDOWN UNITED STATES 4962056 THRU 5193258 AUSTRALIA 8053230 THRU 8057394 BELGIUM 9195686 THRU 9217255 CANADA 7115573 THRU 7116222
	863-7496A3		1	CYLINDER BLOCK AND CRANKCASE ASS'Y SEE "CYLINDER BLOCK AND CRANKCASE ASS'Y" FOR BREAKDOWN UNITED STATES 5193259 AND UP AUSTRALIA 8057395 AND UP BELGIUM 9217256 AND UP
2	1160-5826A2		1	END CAP ASSEMBLY, UPPER
3	26-29476		1	OIL SEAL
4	25-20081		1	"O" RING, UPPER END CAP
5	30-53853		1	BALL BEARING, UPPER END CAP
6	15-72538A1		AR	SHIM UPPER END CAP TO CYL. BLOCK/CRANKCASE (.005-10)
7	10-73274		4	SCREW, UPPER END CAP MOUNTING (3/4")
8	37639		2	MOUNT, RUBBER-CRANKCASE
9	11-46887		4	NUT, CRANKCASE RUBBER MOUNT
10	84-65773A5		1	GROUND STRAP, CRANKCASE MOUNT
11	1158-6410A2		1	END CAP ASSEMBLY, LOWER UNITED STATES 4962055 AND BELOW AUSTRALIA 8053229 AND BELOW BELGIUM 9195685 AND BELOW CANADA 7115572 AND BELOW
	1158-6635A1		1	END CAP ASSEMBLY, LOWER UNITED STATES 4962056 AND UP AUSTRALIA 8053230 AND UP BELGIUM 9195686 AND UP CANADA 7115573 AND UP
13	26-29476		2	OIL SEAL, LOWER END CAP
14	25-20081	■ ■	1	"O" RING, LOWER END CAP
15	30-53853		1	BALL BEARING, LOWER END CAP
16	15-20085A1		AR	SHIM LOWER END CAP TO CRANKCASE/CYL, BLOCK (.005-10)
17	10-29256		3	SCREW, LOWER END CAP MOUNTING (7/8")
18	27-72486	■ ■	1	GASKET CYLINDER BLOCK TO BAFFLE PLATE
19	77161		1	PLATE, BAFFLE-EXHAUST MANIFOLD
20	27-72488	■ ■	1	GASKET, BAFFLE PLATE TO EXHAUST COVER
21	75966		1	COVER, EXHAUST MANIFOLD UNITED STATES 4357640 THRU 4576236 AUSTRALIA 8030090 THRU 8042649 BELGIUM 9107214 THRU 9136249 CANADA 7068998 THRU 7088597
	77381		1	COVER, EXHAUST MANIFOLD UNITED STATES 4576237 AND UP AUSTRALIA 8042650 AND UP BELGIUM 9136250 AND UP CANADA 7088598 AND UP
22	10-37562		14	SCREW MANIFOLD COVER TO CYLINDER BLOCK (1")
	10-38837		1	SCREW MANIFOLD COVER TO CYLINGER BLOCK (1 1/8")

■ = CONTENTS OF [27-72486A78] GASKET SET
 ■ = CONTENTS OF [27-72486A79] GASKET SET

CONTINUED ON NEXT PAGE ➡

END CAPS, MANIFOLD AND EXHAUST COVERS



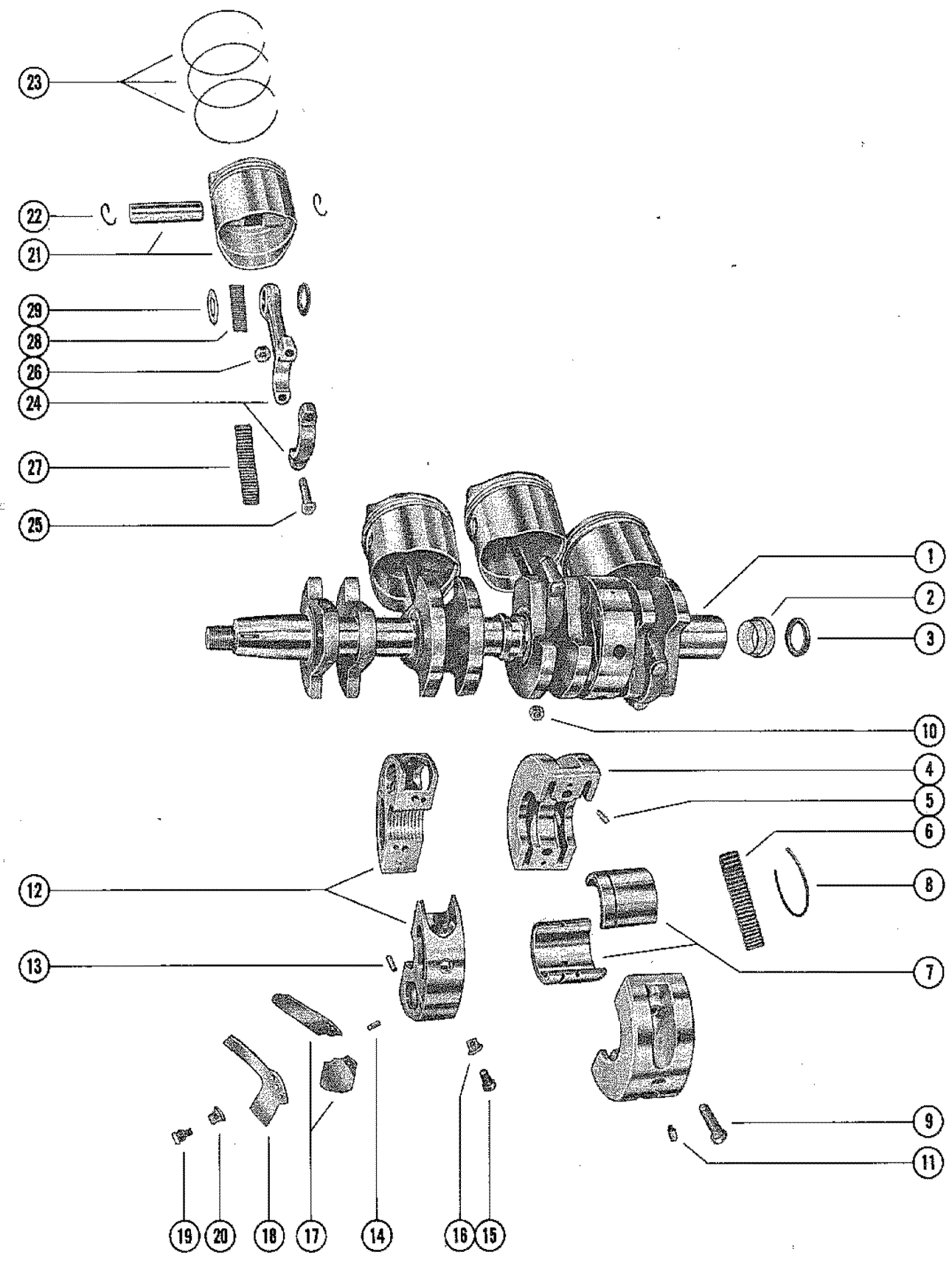
END CAPS, MANIFOLD AND EXHAUST COVERS

REF. NO.	PART NO.	SYM.	QTY.	DESCRIPTION
23	10-73280		1	SCREW ADJUSTING-EXHAUST MANIFOLD COVER (1 1/2")
	10-73281		2	SCREW ADJUSTING-ECHAUST MANIFOLD COVER (1 3/4")
24	11-20890		3	NUT, ADJUSTING SCREW
25	26852		3	CAP, ADJUSTING SCREW
26	1017-4002A1		1	COVER ASSEMBLY, CYLINDER BLOCK UNITED STATES 4962055 AND BELOW AUSTRALIA 8053229 AND BELOW BELGIUM 9195685 AND BELOW CANADA 7115572 AND BELOW
	1017-7054A1		1	COVER ASSEMBLY, CYLINDER BLOCK UNITED STATES 4962056 AND UP AUSTRALIA 8053230 AND UP BELGIUM 9195686 AND UP CANADA 7115573 AND UP
27	22-32802		1	PLUG, PIPE-CYLINDER BLOCK COVER
28	27-78026	■ ■	1	GASKET, CYLINDER BLOCK COVER
29	10-69100		10	SCREW, CYLINDER BLOCK COVER (1")
31	37639		1	MOUNT, RUBBER-CYLINDER BLOCK COVER
33	72036		1	COVER, TRANSFER PORT UNITED STATES 4357640 THRU 4576236 AUSTRALIA 8030090 THRU 8042649 BELGIUM 9107214 THRU 9136249 CANADA 7068998 THRU 7088597
31	76420A1		1	COVER ASSEMBLY, TRANSFER PORT UNITED STATES 4576237 AND UP AUSTRALIA 8042650 AND UP BELGIUM 9136250 AND UP CANADA 7088598 AND UP
34	27-27936	■ ■	2	GASKET, TRANSFER PORT COVER
35	10-20540		6	SCREW, TRANSFER PORT COVER MOUNTING (5/8")
-	27-72486A78		0	GASKET SET
-	27-72486A79		0	GASKET SET

■ = CONTENTS OF [27-72486A78] GASKET SET

■ = CONTENTS OF [27-72486A79] GASKET SET

CRANKSHAFT, PISTON AND CONNECTING ROD



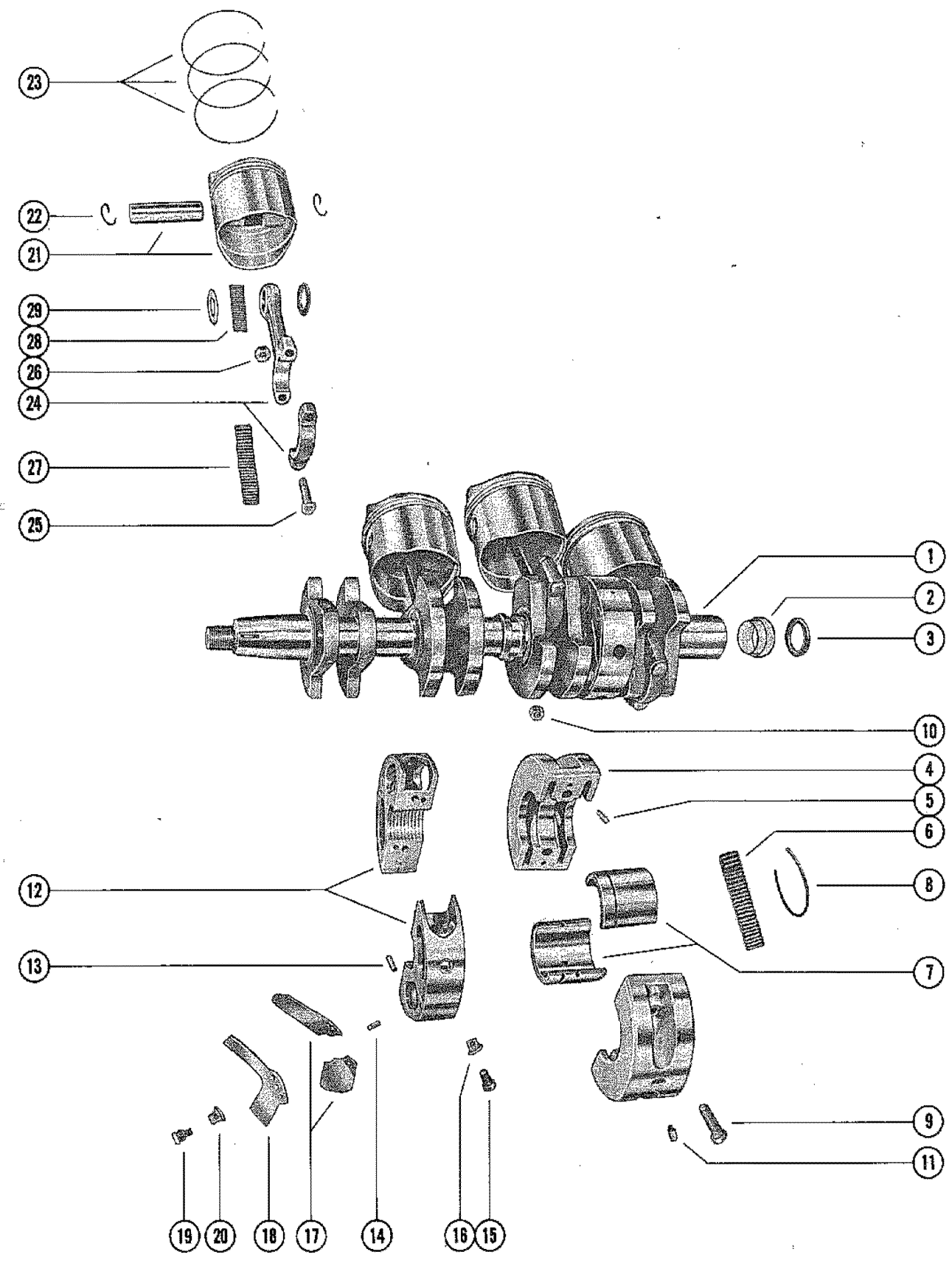
CRANKSHAFT, PISTON AND CONNECTING ROD

REF. NO.	PART NO.	SYM.	QTY.	DESCRIPTION
1	459-5824		1	CRANKSHAFT UNITED STATES 4962055 AND BELOW AUSTRALIA 8053229 AND BELOW BELGIUM 9195685 AND BELOW CANADA 7115572 AND BELOW
	459-6644		1	CRANKSHAFT UNITED STATES 4962056 THRU 5193258 AUSTRALIA 8053230 THRU 8057394 BELGIUM 9195686 THRU 9217255 CANADA 7115573 THRU 7116222
	459-6689		1	CRANKSHAFT UNITED STATES 5193259 AND UP AUSTRALIA 8057395 AND UP BELGIUM 9217256 AND UP
2	60834A3		1	CARRIER ASSEMBLY, "O" RING METAL SEAL CARRIER PRESSED IN CRANKSHAFT
3	64254	■	1	"O" RING, CARRIER METAL SEAL CARRIER PRESSED IN CRANKSHAFT
4	500-5345A2		1	CENTER MAIN BEARING ASSEMBLY UNITED STATES 5193258 AND BELOW AUSTRALIA 8057394 AND BELOW BELGIUM 9217255 AND BELOW CANADA 7116222 AND BELOW
5	17-20032		2	DOWEL PIN, CENTER MAIN BEARING UNITED STATES 5193258 AND BELOW AUSTRALIA 8057394 AND BELOW BELGIUM 9217255 AND BELOW CANADA 7116222 AND BELOW
6	29-20046		28	BEARING, NEEDLY UNITED STATES 5193258 AND BELOW AUSTRALIA 8057394 AND BELOW BELGIUM 9217255 AND BELOW CANADA 7116222 AND BELOW
7	20047		1	RACE, OUTER UNITED STATES 5193258 AND BELOW AUSTRALIA 8057394 AND BELOW BELGIUM 9217255 AND BELOW CANADA 7116222 AND BELOW
8	53-20048		1	RING, SNAP-OUTER RACE UNITED STATES 5193258 AND BELOW AUSTRALIA 8057394 AND BELOW BELGIUM 9217255 AND BELOW CANADA 7116222 AND BELOW
9	10-20784		2	SCREW, CENTER MAIN BEARING (1 1/2") UNITED STATES 5193258 AND BELOW AUSTRALIA 8057394 AND BELOW BELGIUM 9217255 AND BELOW CANADA 7116222 AND BELOW
10	11-46887		2	NUT,CENTER MAIN BEARING SCREW UNITED STATES 5193258 AND BELOW AUSTRALIA 8057394 AND BELOW BELGIUM 9217255 AND BELOW CANADA 7116222 AND BELOW
11	17-20379		1	DOWEL PIN (STEPPED) UNITED STATES 5193258 AND BELOW AUSTRALIA 8057394 AND BELOW BELGIUM 9217255 AND BELOW CANADA 7116222 AND BELOW
4	547-7060A2		1	CENTER MAIN BEARING ASSEMBLY UNITED STATES 5193259 AND UP AUSTRALIA 8057395 AND UP BELGIUM 9217256 AND UP
5	17-20032		2	DOWEL PIN, CENTER MAIN BEARING UNITED STATES 5193259 AND UP AUSTRALIA 8057395 AND UP BELGIUM 9217256 AND UP
6	29-52168		56	BEARING, NEEDL UNITED STATES 5193259 AND UP AUSTRALIA 8057395 AND UP BELGIUM 9217256 AND UP
7	26113		1	RACE, OUTER UNITED STATES 5193259 AND UP AUSTRALIA 8057395 AND UP BELGIUM 9217256 AND UP

■ = CONTENTS OF [27-72486A78] GASKET SET

CONTINUED ON NEXT PAGE ➡

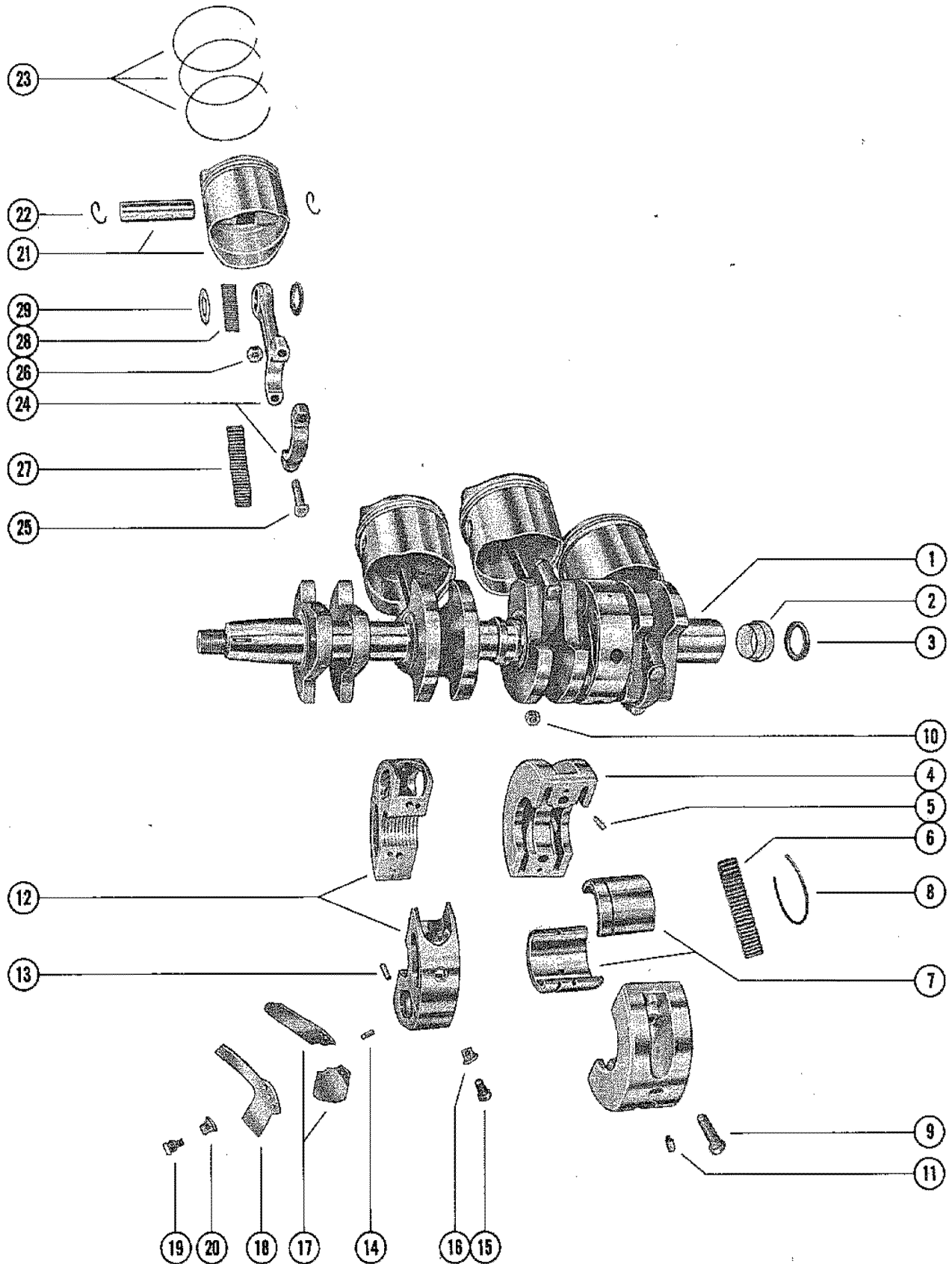
CRANKSHAFT, PISTON AND CONNECTING ROD



CRANKSHAFT, PISTON AND CONNECTING ROD

REF. NO.	PART NO.	SYM.	QTY.	DESCRIPTION
8	53-26933		1	RING, SNAP-OUTER RACE CLAMPING UNITED STATES 5193259 AND UP AUSTRALIA 8057395 AND UP BELGIUM 9217256 AND UP
9	10-76630		2	SCREW, CENTER MAIN BEARING CLAMPING (1") UNITED STATES 5193259 AND UP AUSTRALIA 8057395 AND UP BELGIUM 9217256 AND UP
11	17-27732		1	DOWEL PIN (STEPPED) UNITED STATES 5193259 AND UP AUSTRALIA 8057395 AND UP BELGIUM 9217256 AND UP
12	534-3267A25		2	MAIN BEARING ASSEMBLY (VALVE TYPE)
13	17-20032		4	DOWEL PIN, MAIN BEARING
14	17-65855		16	DOWEL PIN, REED LOCATING
15	10-45775		4	SCREW, MAIN BEARING CLAMPING (9/16")
16	11-45774		4	NUT, MAIN BEARING CLAMPING SCREW
17	34-56704A1		2	REED SET, MATCHED
18	34-20053		8	REED STOP UNITED STATES 4962055 AND BELOW AUSTRALIA 8053229 AND BELOW BELGIUM 9195685 AND BELOW CANADA 7115572 AND BELOW
	34-79014		8	REED STOP UNITED STATES 4962056 AND UP AUSTRALIA 8053230 AND UP BELGIUM 9195686 AND UP CANADA 7115573 AND UP
19	10-77280		8	SCREW, REED STOP MOUNTING (9/16")
20	11-20110		8	NUT, REED STOP MOUNTING SCREW
21	743-5172A6		4	PISTON AND PISTON PIN ASSEMBLY
22	40-47276		8	LOCK RING, PISTON PIN
23	39-27841A12		1	RING, PISTON
24	619-3195A2		4	CONNECTING ROD AND CAP ASSEMBLY
25	10-45379		8	SCREW, CAP TO CONNECTING ROD
26	11-20061		8	NUT, CONNECTING ROD SCREW
27	29-20046		100	BEARING, NEEDLE-CRANKPIN
28	29-20063		108	BEARING, NEEDLE-PISTON PIN
29	12-47275		8	WASHER, NEEDLE LOCATING
-	27-72486A78		0	GASKET SET

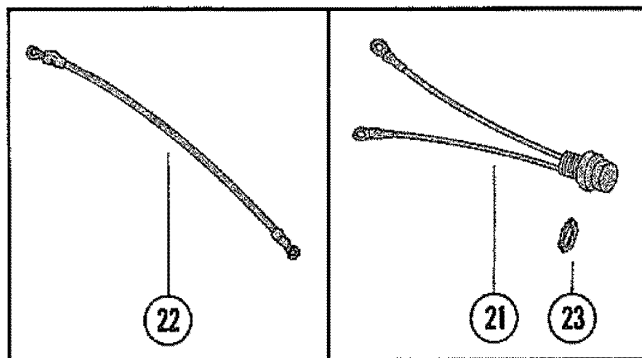
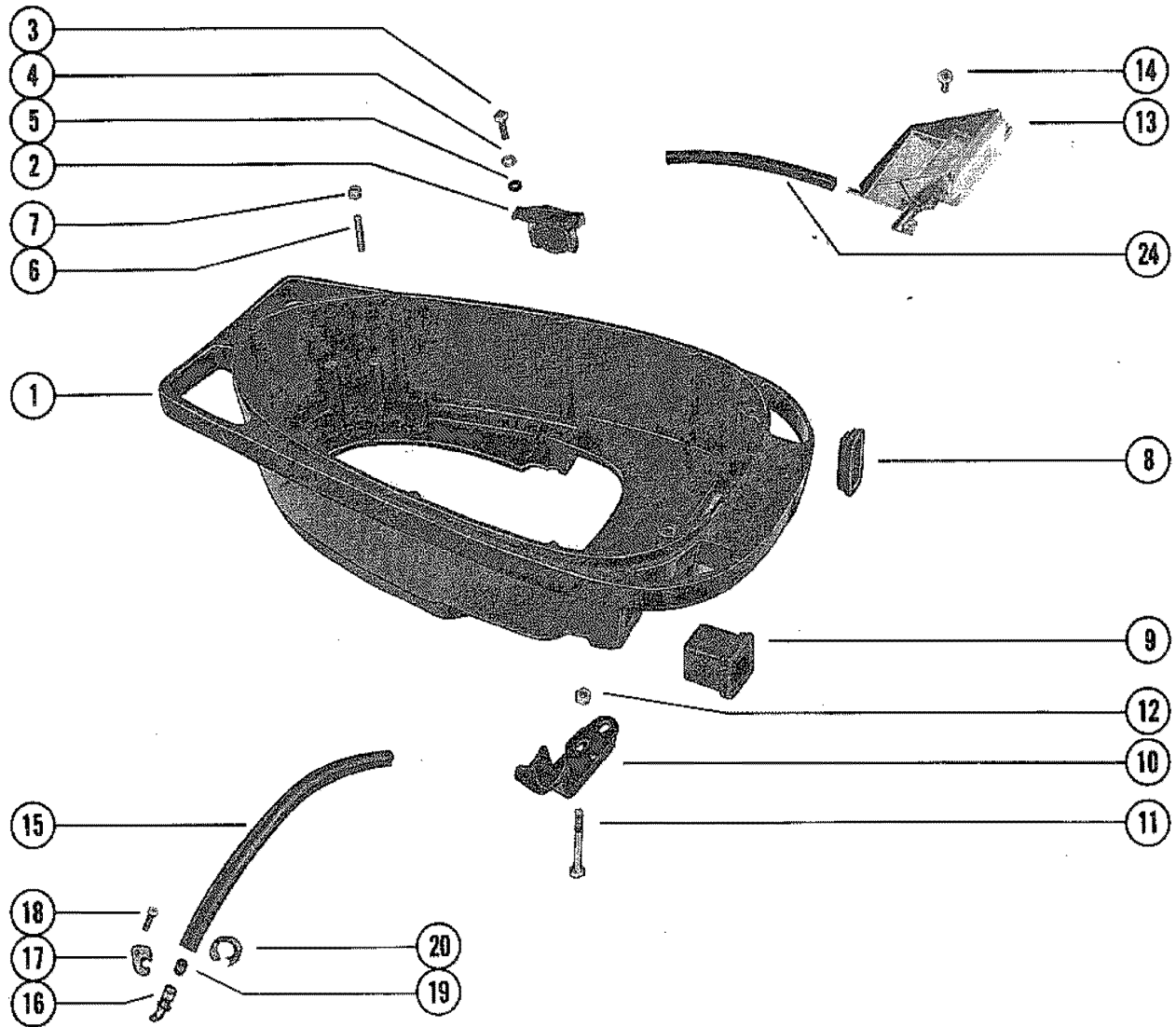
OVERSIZE PISTON AND RING



OVERSIZE PISTON AND RING

REF. NO.	PART NO.	SYM.	QTY.	DESCRIPTION
-	743-3366A2		4	PISTON AND PISTON PIN ASSEMBLY (.015 OVERSIZE)
-	39-28616A12		1	RING, PISTON (.015 OVERSIZE)

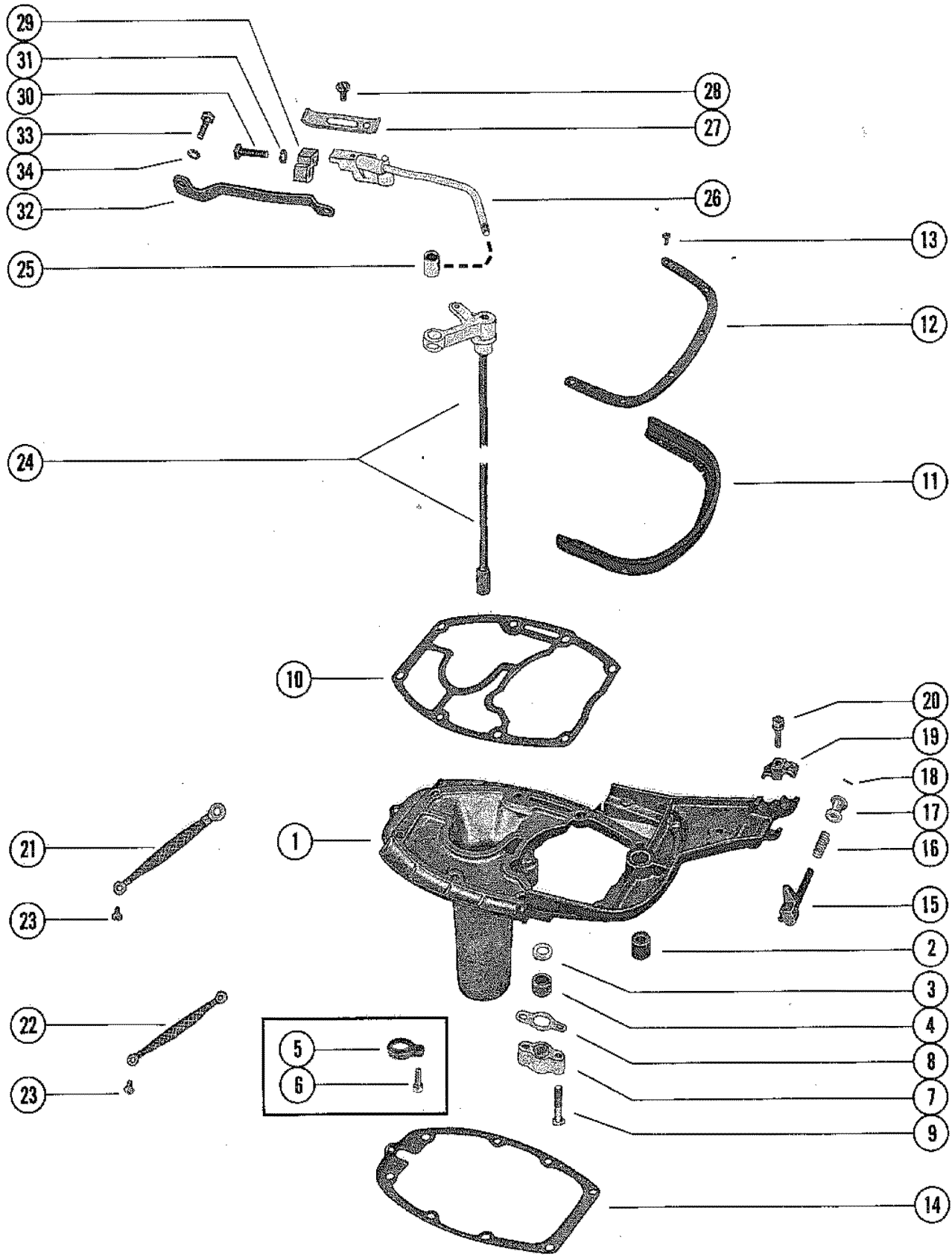
BOTTOM COWL ASSEMBLY



BOTTOM COWL ASSEMBLY

REF. NO.	PART NO.	SYM.	QTY.	DESCRIPTION
1	2116-5761A1		1	BOTTOM COWL ASSEMBLY
2	57786		1	COVER, PLUG-BOTTOM COWL HARNESS HOLE REMOVE-NOT REQUIRED ON ELECTRIC ENGINE
3	10-45862		2	SCREW, PLUG COVER TO BOTTOM COWL REMOVE-NOT REQUIRED ON ELECTRIC ENGINE
4	13-26996		2	LOCKWASHER, PLUG COVER SCREW REMOVE-NOT REQUIRED ON ELECTRIC ENGINE
5	12-20128		2	WASHER, PLUG COVER SCREW REMOVE-NOT REQUIRED ON ELECTRIC ENGINE
6	16-68169		4	STUD BOTTOM COWL TO REAR SUPPORT BRACKET
7	11-35888		4	NUT, BOTTOM COWL STUD
8	37695		1	BOOT, CONTROL CABLE
9	37637		1	BOOT, FUEL CONNECTOR
10	37692		1	SUPPORT, EXTERNAL WIRING HARNESS-ELECTRIC
11	10-67916		2	SCREW, HARNESS SUPPORT TO BOTTOM COWL (2")
12	11-46887		2	NUT, HARNESS SUPPORT SCREW
13	72466		1	DRIP TRAY
14	10-45409		3	SCREW, DRIP TRAY TO BOTTOM COWL (1/2")
15	32-34395A1		1	HOSE, TELL TALE HOSE TO BOTTOM COWL (14")
16	69791		1	NOZZLE, TELL TALE HOSE TO BOTTOM COWL
17	66849		1	CLAMP, NOZZLE-TELL TALE
18	10-48408		1	SCREW, NOZZLE CLAMP TO BOTTOM COWL (1/2")
19	23-75920		1	SLEEVE, TELL TALE NOZZLE
20	54-68424		2	CLAMP, TELL TALE NOZZLE
21	87-69508A4		1	STOP SWITCH ASSEMBLY-MANUAL
22	84-62190A8		1	WIRE ASSEMBLY, STOP SWITCH (ORANGE)
23	11-69844		1	NUT, STOP SWITCH
24	32-34395A1		1	HOSE, DRIP TRAY (7 1/2")

EXHAUST EXTENSION PLATE AND SHIFT LINKAGE



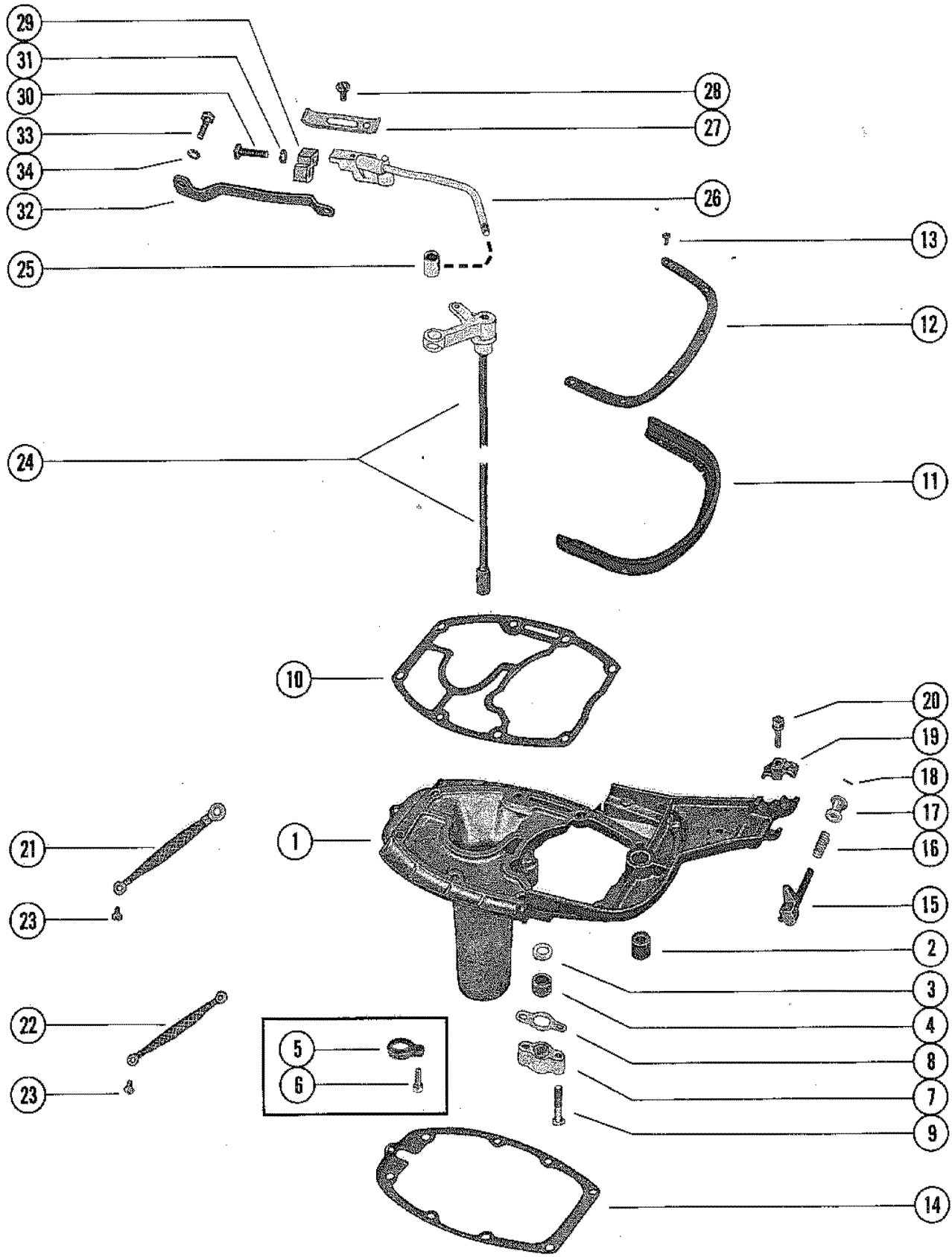
EXHAUST EXTENSION PLATE AND SHIFT LINKAGE

REF. NO.	PART NO.	SYM.	QTY.	DESCRIPTION
1	70287A3		1	PLATE ASSEMBLY, EXHAUST EXTENSION UNITED STATES 5193258 AND BELOW AUSTRALIA 8057394 AND BELOW BELGIUM 9217255 AND BELOW CANADA 7116222 AND BELOW
	79616A3		1	PLATE ASSEMBLY, EXHAUST EXTENSION UNITED STATES 5193259 AND UP AUSTRALIA 8057395 AND UP BELGIUM 9217256 AND UP
2	12-27132		1	BUSHING, EXHAUST EXTENSION PLATE
3	12-38453		1	WASHER, NYLON-WATER INLET TUBE
4	26-38452	■ ■	1	SEAL, RUBBER-WATER TUBE
5	38500		1	RETAINER, WATER TUBE SEAL UNITED STATES 5193258 AND BELOW AUSTRALIA 8057394 AND BELOW BELGIUM 9217255 AND BELOW CANADA 7116222 AND BELOW
6	10-69069		1	SCREW, RETAINER TO PLATE (3/4")
7	79799		1	HOUSING, WATER INLET TUBE SEAL UNITED STATES 5193259 AND UP AUSTRALIA 8057395 AND UP BELGIUM 9217256 AND UP
8	27-79797	■	1	GASKET, HOUSING
9	10-79798		2	SCREW, HOUSING TO EXHAUST PLATE (1 3/8")
10	27-79650	■ ■	1	GASKET POWERHEAD TO EXHAUST EXTENSION PLATE
11	38156		1	SEAL, RUBBER - EXHAUST EXTENSION PLATE
12	38155		1	STRIP, RUBBER SEAL RETAINING
13	10-37571		6	SCREW RETAINING STRIP TO EXHAUST EXTENSION PLATE (1/2")
14	27-38501	■ ■	1	GASKET EXHAUST EXTENSION PLATE TO DRIVE SHAFT HOUSING
15	59037A2		1	LEVER, THROTTLE AND SHIFT CABLES
16	24-38005		2	SPRING, COMPRESSION - QUICK DISCONNECT LEVER
17	23-37927		2	BUSHING, NYLON - QUICK DISCONNECT LEVER
18	17-23928		2	PIN, ROLL - QUICK DISCONNECT LEVER
19	37926		1	RETAINER NYLON BEARING TO EXHAUST EXTENSION PLATE
20	10-37923		1	SCREW RETAINER TO EXHAUST EXTENSION PLATE (1 1/2")
21	46933A1		2	GROUND STRAP ASSEMBLY CRANKCASE TO COWL (3 5/8")
22	46933A2		2	GROUND STRAP ASSEMBLY HOUSING TO COWL (3 3/8")
23	10-62568		4	SCREW, GROUND STRAP (3/8" SELF TAPPING)
24	75007A1		1	SHIFT SHAFT ASSEMBLY, UPPER (SHORT SHAFT) UNITED STATES 4357640 THRU 4576236 AUSTRALIA 8030090 THRU 8042649 BELGIUM 9107214 THRU 9136249 CANADA 7068998 THRU 7088597
	75008A1		1	SHIFT SHAFT ASSEMBLY, UPPER (LONG SHAFT)
	74923A1		1	SHIFT SHAFT, UPPER (SHORT SHAFT) UNITED STATES 4576237 THRU 4705992 AUSTRALIA 8042650 THRU 8044724 BELGIUM 9136250 THRU 9155279 CANADA 7088598 THRU 7097572
	74923A2		1	SHIFT ASSEMBLY, UPPER (LONG SHAFT)

■ = CONTENTS OF [27-72486A78] GASKET SET
 ■ = CONTENTS OF [27-72486A79] GASKET SET

CONTINUED ON NEXT PAGE ➡

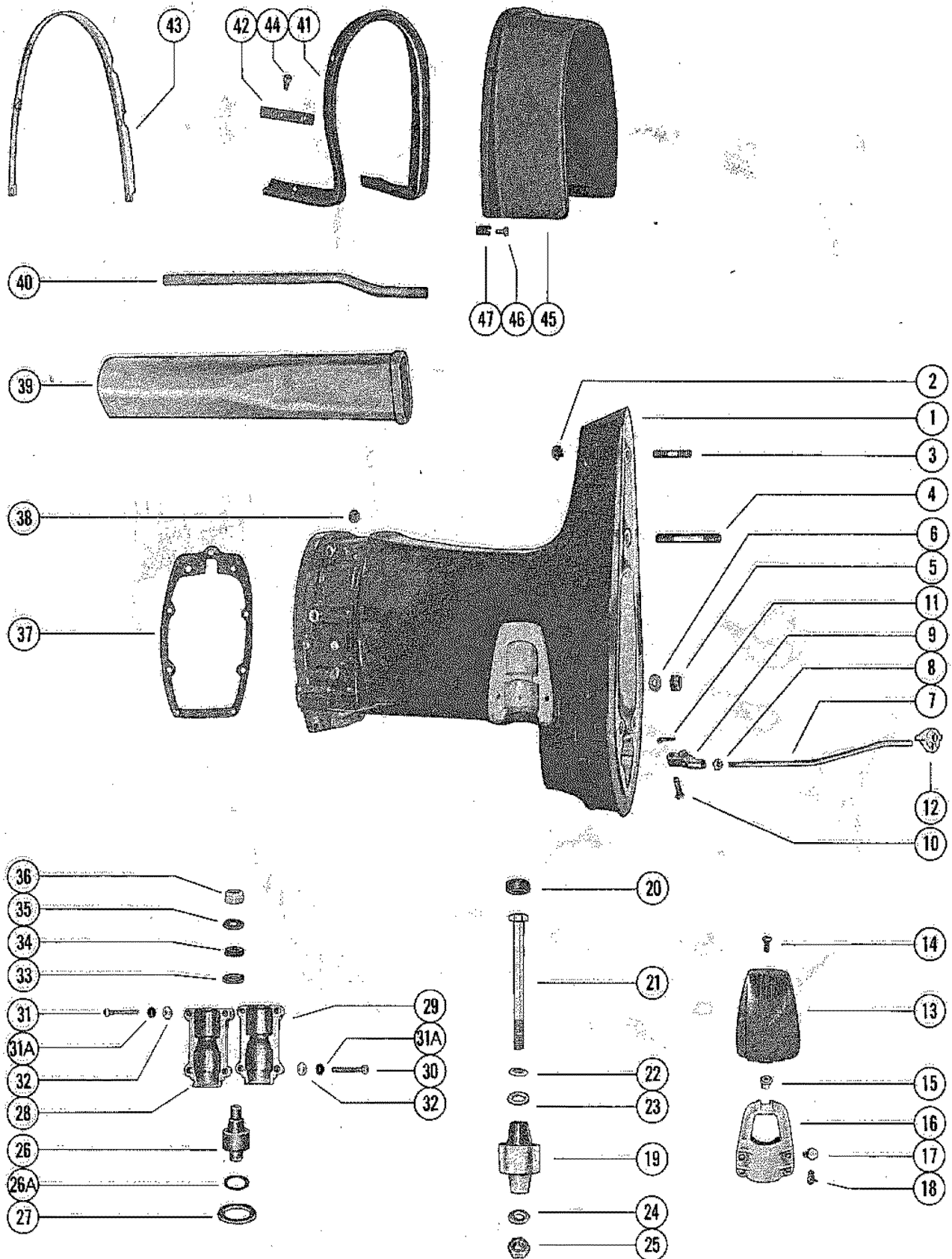
EXHAUST EXTENSION PLATE AND SHIFT LINKAGE



EXHAUST EXTENSION PLATE AND SHIFT LINKAGE

REF. NO.	PART NO.	SYM.	QTY.	DESCRIPTION
24	76632A1		1	SHIFT SHAFT ASSMEBLY, UPPER (SHORT SHAFT) UNITED STATES 4705993 THRU 4962055 AUSTRALIA 8044725 THRU 8053229 BELGIUM 9155280 THRU 9195685 CANADA 7097573 THRU 7115572
	76632A2		1	SHIFT SHAFT ASSEMBLY, UPPER (LONG SHAFT)
	76632A3		1	SHIFT SHAFT ASSEMBLY, UPPER (SHORT SHAFT) UNITED STATES 4962056 AND UP AUSTRALIA 8053230 AND UP BELGIUM 9195686 AND UP CANADA 7115573 AND UP
	76632A4		1	SHIFT SHAFT ASSEMBLY, UPPER (LONG SHAFT)
25	60572		1	BARREL, NYLON - UPPER SHIFT SHAFT
26	74739A3		1	ACTUATOR ASSEMBLY, SHIFT CONTROL
27	24-37934		1	SPRING, SHIFT CABLE
28	10-38069		1	SCREW, SPRING TO ACTUATOR
29	37932		1	BEARING, NYLON - SHIFT CONTROL ACTUATOR
30	10-36137		1	SCREW BEARING TO SHIFT CONTROL ACTUATOR (1")
31	13-21272		1	LOCKWASHER, BEARING SCREW
32	37935		1	RAIL, SHIFT CONTROL BEARING
33	10-69028		1	SCREW RAIL TO EXHAUST MANIFOLD COVER (3/4")
34	13-26992		1	LOCKWASHER, RAIL SCREW
-	27-72486A78		0	GASKET SET
-	27-72486A79		0	GASKET SET

DRIVE SHAFT HOUSING ASSEMBLY

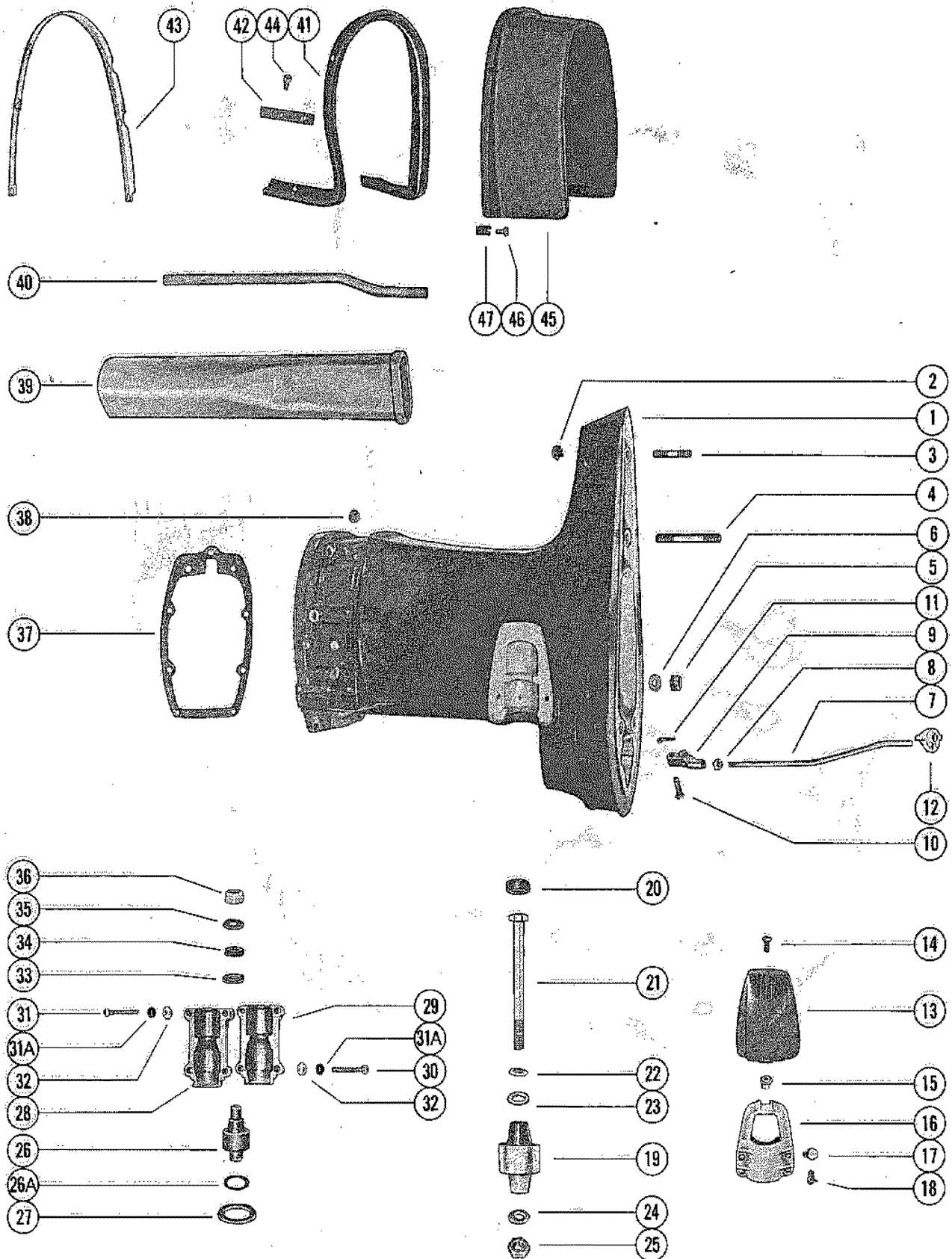


DRIVE SHAFT HOUSING ASSEMBLY

REF. NO.	PART NO.	SYM.	QTY.	DESCRIPTION
1	1554-4813A2		1	DRIVE SHAFT HOUSING ASSEMBLY (SHORT SHAFT) UNITED STATES 4962055 AND BELOW AUSTRALIA 8053229 AND BELOW BELGIUM 9195685 AND BELOW CANADA 7115572 AND BELOW
	1564-4812A2		1	DRIVE SHAFT ASSEMBLY (LONG SHAFT) UNITED STATES 4962055 AND BELOW AUSTRALIA 8053229 AND BELOW BELGIUM 9195685 AND BELOW CANADA 7115572 AND BELOW
	1554-7073A2		1	DRIVE SHAFT HOUSING ASSEMBLY (LONG SHAFT) UNITED STATES 4962056 AND UP AUSTRALIA 8053230 AND UP BELGIUM 9195686 AND UP CANADA 7115573 AND UP
	1564-7072A2		1	DRIVE SHAFT HOUSING ASSEMBLY (LONG SHAFT) UNITED STATES 4962056 AND UP AUSTRALIA 8053230 AND UP BELGIUM 9195686 AND UP CANADA 7115573 AND UP
2	19-64649		1	PLUG, PLASTIC - TRIM TAB SCREW HOLE
3	16-57932		1	STUD DRIVE SHAFT HOUSING TO GEAR HOUSING (1 3/4")
4	16-57935		1	STUD DRIVE SHAFT HOUSING TO GEAR HOUSING (3")
5	11-34933		2	NUT GEAR HOUSING TO DRIVE SHAFT HOUSING STUDS (7/16")
6	12-65791		2	WASHER, GEAR HOUSING TO DRIVE SHAFT HOUSING STUDS (7/16")
7	47835		1	ROD, PUSH - REVERSE LOCK (SHORT SHAFT)
	47836		1	ROD, PUSH - REVERSE LOCK (LONG SHAFT)
8	11-28770		1	NUT, JAM - PUSH ROD
9	47837		1	ROD END, PUSH ROD
10	17-39023		1	PIN, REVERSE LOCK LEVER UNITED STATES 5193258 AND BELOW AUSTRALIA 8057394 AND BELOW BELGIUM 9217255 AND BELOW CANADA 7116222 AND BELOW
11	18-25191		1	COTTER PIN, PUSH ROD TO REVERSE LOCK
12	75105		1	GUIDE, PUSH ROD UNITED STATES 5193258 AND BELOW AUSTRALIA 8057394 AND BELOW BELGIUM 9217255 AND BELOW CANADA 7116222 AND BELOW
	86599		1	GUIDE, PUSH ROD UNITED STATES 5193259 AND UP AUSTRALIA 8057395 AND UP BELGIUM 9217256 AND UP
13	35474		2	COVER, LOWER MOUNT CLAMP
14	10-29722		2	SCREW, COVER TO LOWER MOUNT CLAMP
15	11-35521		2	NUT, LOWER MOUNT CLAMP COVER
16	69592		2	CLAMP, LOWER MOUNT TO DRIVE SHAFT HOUSING
17	10-29256		4	SCREW LOWER MOUNT CLAMP/DRIVE SHAFT HOUSING
18	24-35522		4	SPRING, TENSION - LOWER MOUNT CLAMP
19	75304		2	MOUNT, RUBBER - LOWER
20	25067		2	BUMPER, RUBBER - LOWER MOUNT SCREW
21	10-49318		2	SCREW, LOWER MOUNT SCREW
22	12-28051		2	WASHER, LOWER MOUNT SCREW
23	12-28053		2	WASHER, RUBBER - LOWER MOUNT SCREW
24	12-30119		2	WASHER, LOWER MOUNT SCREW
25	11-25096		2	NUT, LOWER MOUNT SCREW
26	75305		2	MOUNT, RUBBER - UPPER

CONTINUED ON NEXT PAGE ➡

DRIVE SHAFT HOUSING ASSEMBLY



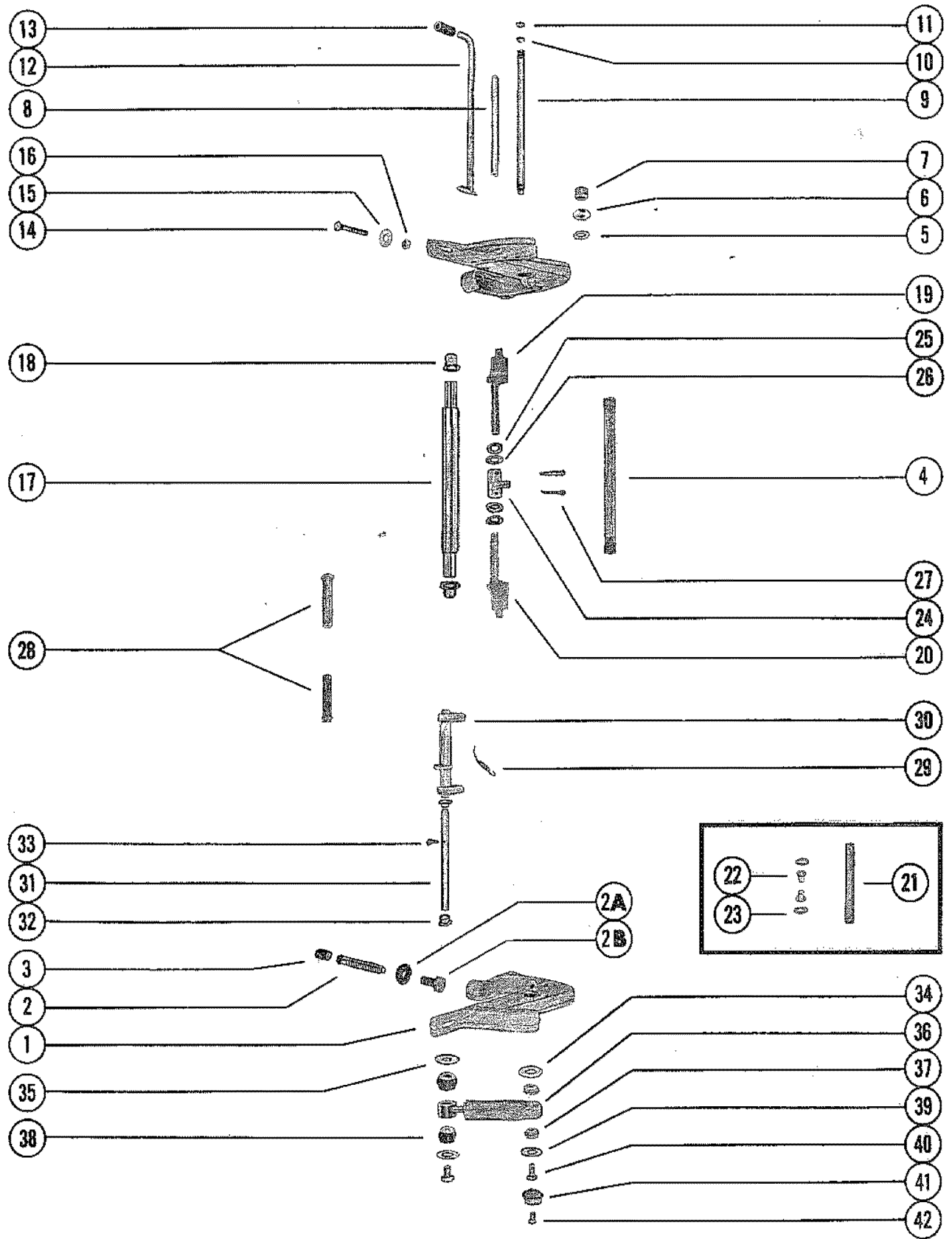
DRIVE SHAFT HOUSING ASSEMBLY

REF. NO.	PART NO.	SYM.	QTY.	DESCRIPTION
26A	25-65936	■	2	"O" RING, UPPER MOUNT UNITED STATES 4962055 AND BELOW AUSTRALIA 8053229 AND BELOW BELGIUM 9195685 AND BELOW CANADA 7115572 AND BELOW
27	24929		2	PACKING "U" CUP - UPPER MOOUNT COVERS
28	24935		2	COVER, UPPER MOUNT - OUTSIDE HALF
29	31120		2	COVER, UPPER MOUNT - INSIDE HALF
30	10-49987		4	SCREW, UPPER MOUNT COVER - REAR (1 1/2")
31	10-49988		4	SCREW, UPPER MOUNT COVER - FRONT (1 3/4")
32	11-68431		8	NUT, UPPER COVER SCREW
27	79660		2	SEAL, BELLOWS - UPPER MOUNT UNITED STATES 4962056 AND UP AUSTRALIA 8053230 AND UP BELGIUM 9195686 AND UP CANADA 7115573 AND UP
28	79680		2	COVER, UPPER MOUNT - OUTSIDE HALF
29	79681		2	COVER, UPPER MOUNT - INSIDE HALF
30	10-69029		4	SCREW, UPPER MOUNT COVER - REAR (1 3/4")
31	10-67916		4	SCREW, UPPER MOUNT COVER - FRONT (2")
31A	12-29245		8	WASHER, UPPER MOUNT COVER SCREW
32	11-36069		8	NUT, UPPER MOUNT COVER SCREW
33	12-27727		2	WASHER, UPPER MOUNT BOLT (37/64 ID)
34	12-66966		2	WASHER, RUBBER - UPPER MOUNT BOLT
35	12-30519		2	WASHER, UPPER MOUNT BOLT (3/8 ID)
36	11-23161		2	NUT, UPPER MOUNT BOLT
37	27-38501	■ ■	1	GASKET EXHAUST EXTENSION PLATE TO DRIVE SHAFT HOUSING
38	11-64809		8	NUT POWERHEAD TO DRIVE SHAFT HOUSING STUDS (5/16")
39	69543		1	TUBE, EXHAUST (SHORT SHAFT)
	69544		1	TUBE, EXHAUST (LONG SHAFT)
40	32-37727		1	TUBE, WATER INLET (SHORT SHAFT)
	32-45679		1	TUBE, WATER INLET (LONG SHAFT)
41	38157		1	SEAL, TRIM COVER TO DRIVE SHAFT HOUSING
42	38154		2	STRIP, RETAINING - TRIM COVER SEAL (SIDE)
43	38158		1	STRIP, RETAINING - TRIM COVER SEAL (REAR)
44	10-48408		10	SCREW RETAINING STRIP TO DRIVE SHAFT HOUSING (SELF TAPPING)
45	37687		1	COVER, TRIM - DRIVE SHAFT HOUSING
46	10-57807		4	SCREW, TRIM COVER TO DRIVE SHAFT HOUSING
47	25-57806		4	GROMMET, TRIM COVER SCREW
-	27-72486A78		0	GASKET SET
-	27-72486A79		0	GASKET SET

■ = CONTENTS OF [27-72486A78] GASKET SET

■ ■ = CONTENTS OF [27-72486A79] GASKET SET

CLAMP BRACKET ASSEMBLY

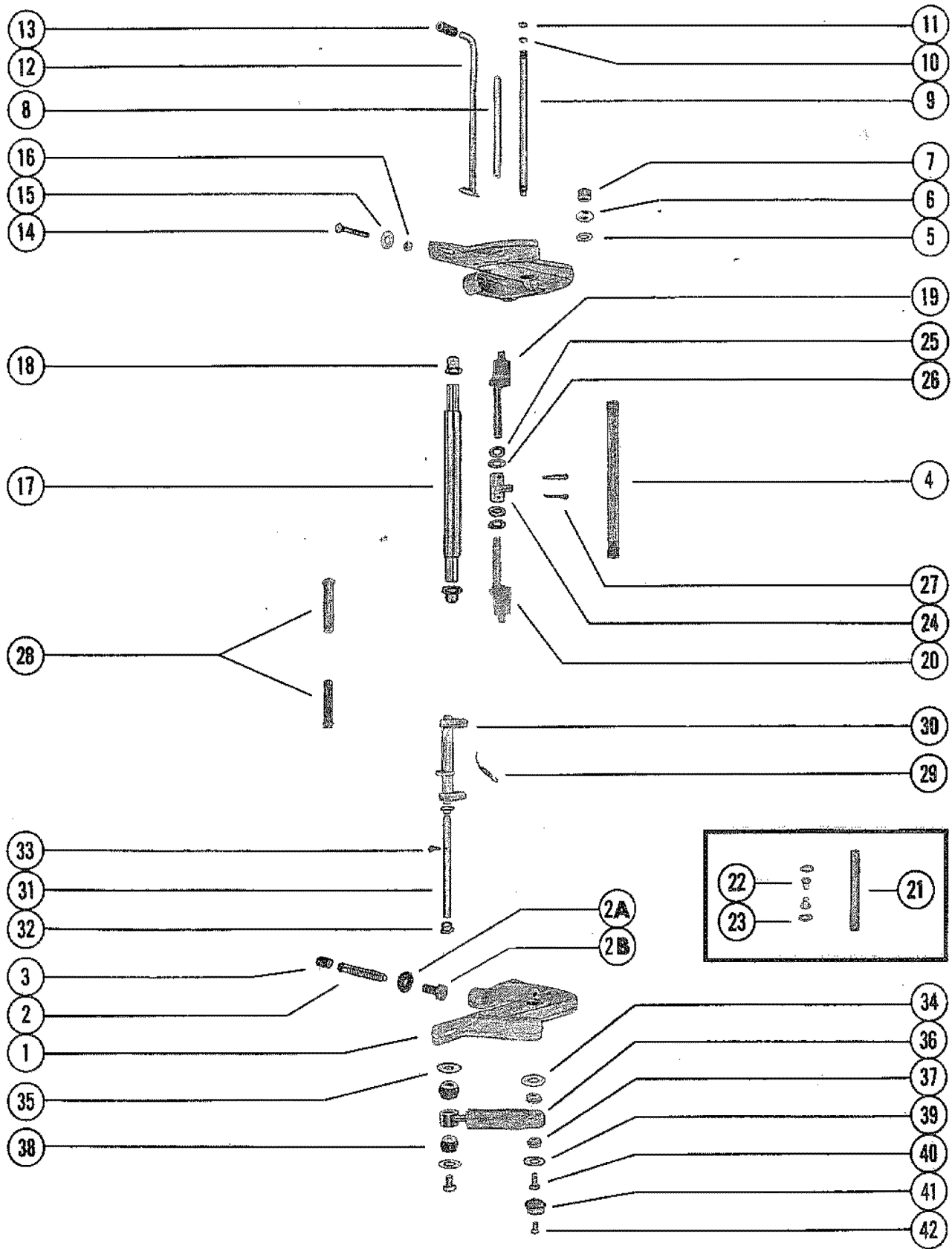


CLAMP BRACKET ASSEMBLY

REF. NO.	PART NO.	SYM.	QTY.	DESCRIPTION
1	1440-6044A2		2	CLAMP BRACKET ASSEMBLY WASHER ATTACHED WITH A RETAINING RING
2	10-73649A1		2	THUMB SCREW ASSEMBLY WASHER ATTACHED WITH A RETAINING RING
3	75043		2	CAP, THUMB SCREW WASHER ATTACHED WITH A RETAINING RING
1	1440-6625A3		2	CLAMP BRACKET ASSEMBLY WASHER ATTACHED WITH A SCREW
2	10-78492A1		2	THUMB SCREW ASSEMBLY WASHER ATTACHED WITH A SCREW
2A	12-78493		2	WASHER, THUMB SCREW WASHER ATTACHED WITH A SCREW
2B	10-78495		2	SCREW, WASHER TO THUMB SCREW WASHER ATTACHED WITH A SCREW
3	75043		2	CAP, THUMB SCREW WASHER ATTACHED WITH A SCREW
4	74528		1	TUBE, TILT CLAMP BRACKET TO SWIVEL BRACKET
5	12-52864		2	WASHER, CLAMP BRACKET TILT TUBE
6	11-56041		2	NUT, TILT TUBE FASTENING
7	53078		2	CAP, PLASTIC - TILT TUBE
8	23-59624		1	SPACER, CLAMP BRACKET STUD
9	16-59625		1	STUD, CLAMP BRACKET
10	13-26993		2	LOCKWASHER, CLAMP BRACKET STUD
11	11-28770		2	NUT, CLAMP BRACKET STUD
12	17-49930A1		1	TILT LOCK PIN ASSEMBLY
13	32-28052		1	SLEEVE, RUBBER - TILT LOCK PIN BUMPER
14	10-68298		2	BOLT CLAMP BRACKET TO BOAT TRANSOM (3 1/4") - OLD STYLE CLAMP BRACKET
	10-87302		2	BOLT, CLAMP BRACKET TO TRANSOM (5") NEW STYLE CLAMP BRACKET
15	12-28420		2	WASHER, CLAMP BRACKET BOLT NEW STYLE CLAMP BRACKET
	12-68410		2	WASHER, CLAMP BRACKET BOLT
14	10-68299		2	BOLT, CLAMP BRACKET TO BOAT TRANSOM (3")
15	12-68300		2	WASHER, CLAMP BRACKET BOLT
16	11-68411		4	NUT, CLAMP BRACKET BOLT
17	55-28416		1	PIN, UPPER SHOCK MOUNTING
18	23-73203		2	BUSHING, CLAMP BRACKET
19	76386		1	TILT LOCK ASSEMBLY, STARBOARD
20	76385		1	TILT LOCK ASSEMBLY, PORT
21	47802		1	TUBE, TILT LOCK UNITED STATES 5193258 AND BELOW AUSTRALIA 8057394 AND BELOW BELGIUM 9217255 AND BELOW CANADA 7116222 AND BELOW
22	23-71574		2	BUSHING, TILT LOCK TUBE
23	13-69150		2	WASHER, WAVE - TILT LOCK TUBE
24	79659		1	COUPLING, TILT LOCK
25	12-76388		2	WASHER, TILT LOCK

CONTINUED ON NEXT PAGE ➡

CLAMP BRACKET ASSEMBLY

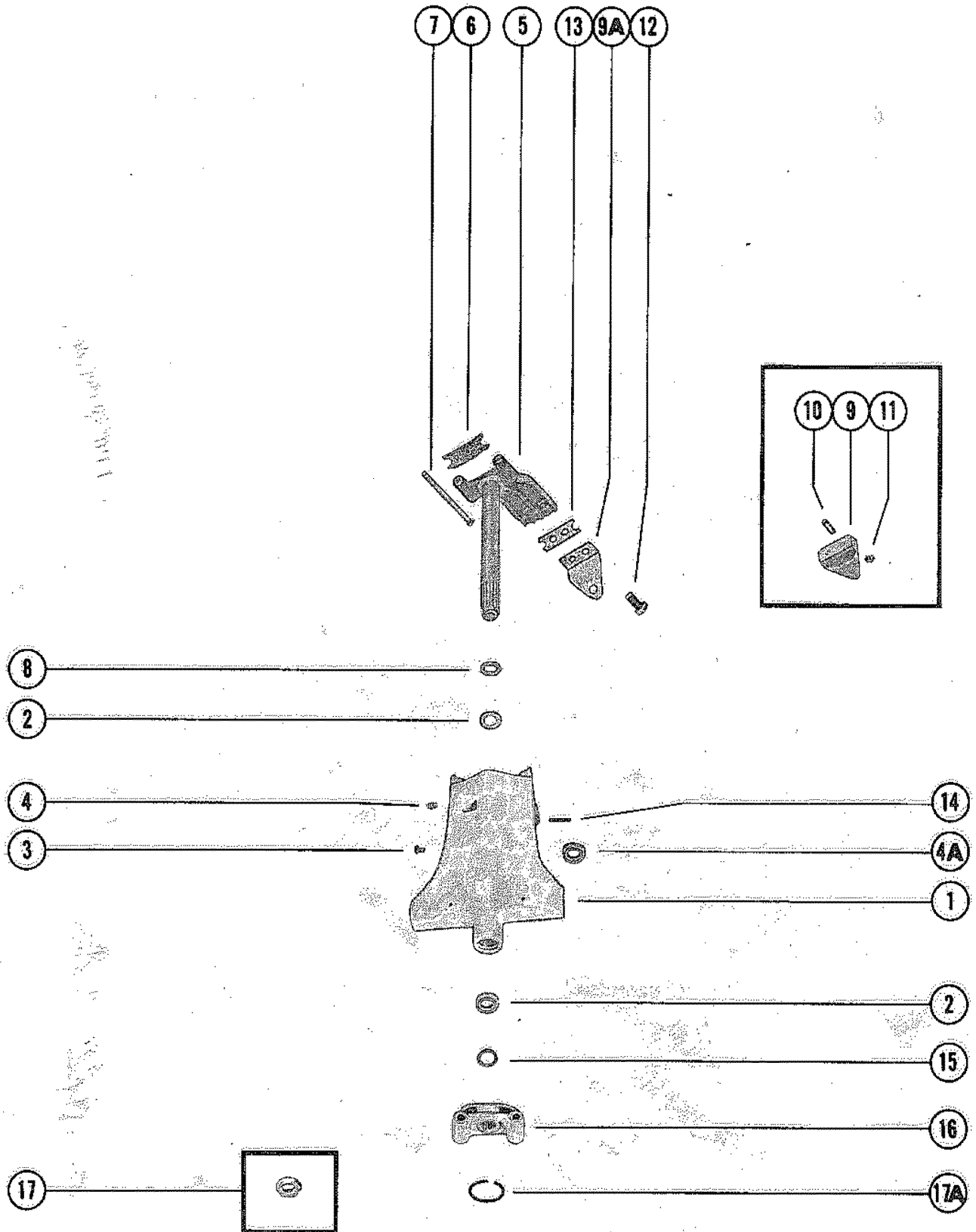


CLAMP BRACKET ASSEMBLY

REF. NO.	PART NO.	SYM.	QTY.	DESCRIPTION
26	25-62702	■	2	"O" RING, TILT LOCK
27	18-47959		2	COTTER PIN, TILT LOCK TUBE
28	55-69653		2	PIN, LOWER SHOCK MOUNTING
29	24-29821		1	SPRING, REVERSE LOCK TENSION UNITED STATES 5193258 AND BELOW AUSTRALIA 8057394 AND BELOW BELGIUM 9217255 AND BELOW CANADA 7116222 AND BELOW
	24-78203A1		1	SPRING, REVERSE LOCK TENSION UNITED STATES 5193259 AND UP AUSTRALIA 8057395 AND UP BELGIUM 9217256 AND UP
30	70691		1	REVERSE LOCK ASSEMBLY
31	56349		1	SHAFT, REVERSE LOCK PIVOT
32	23-69132		2	BUSHING, REVERSE PIVOT SHAFT
33	18-45882		1	COTTER PIN, REVERSE LOCK TO SHAFT
34	12-28196		2	WASHER, UPPER BUSHING RETAINER (INNER)
35	12-59378		2	WASHER, LOWER BUSHING RETAINER (INNER)
36	55-58780A2		2	SHOCK ABSORBER
37	23-32171		4	BUSHING, RUBBER - SHOCK ABSORBER (UPPER)
38	23-28198		4	BUSHING, RUBBER - SHOCK ABSORBER (LOWER)
39	12-28421		4	WASHER, UPPER AND LOWER BUSHING RETAINER (OUTER) UNITED STATES 4357640 THRU 4576236 AUSTRALIA 8030090 THRU 8042649 BELGIUM 9107214 THRU 9136249 CANADA 7068998 THRU 7088597
40	10-53077		4	SCREW UPPER AND LOWER SHOCK MOUNTING PIN (3/4") UNITED STATES 4357640 THRU 4576236 AUSTRALIA 8030090 THRU 8042649 BELGIUM 9107214 THRU 9136249 CANADA 7068998 THRU 7088597
39	12-69374		4	WASHER UPPER AND LOWER BUSHING RETAINER (OUTER) UNITED STATES 4576237 AND UP AUSTRALIA 8042650 AND UP BELIGUM 9136250 AND UP CANADA 7088598 AND UP
40	10-69375		4	SCREW UPPER AND LOWER SHOCK MOUNTING PIN (5/8") UNITED STATES 4576237 AND UP AUSTRALIA 8042650 AND UP BELIGUM 9136250 AND UP CANADA 7088598 AND UP
41	70679		4	COVER UPPER AND LOWER SHOCK MOUNTING PIN UNITED STATES 4357640 THRU 4576236 AUSTRALIA 8030090 THRU 8042649 BELGIUM 9107214 THRU 9136249 CANADA 7068998 THRU 7088597
42	10-37655		4	SCREW COVER TO SHOCK MOUNTING SCREWS (1/2") UNITED STATES 4357640 THRU 4576236 AUSTRALIA 8030090 THRU 8042649 BELGIUM 9107214 THRU 9136249 CANADA 7068998 THRU 7088597
-	27-72486A79		0	GASKET SET

■ = CONTENTS OF [27-72486A79] GASKET SET

SWIVEL BRACKET ASSEMBLY

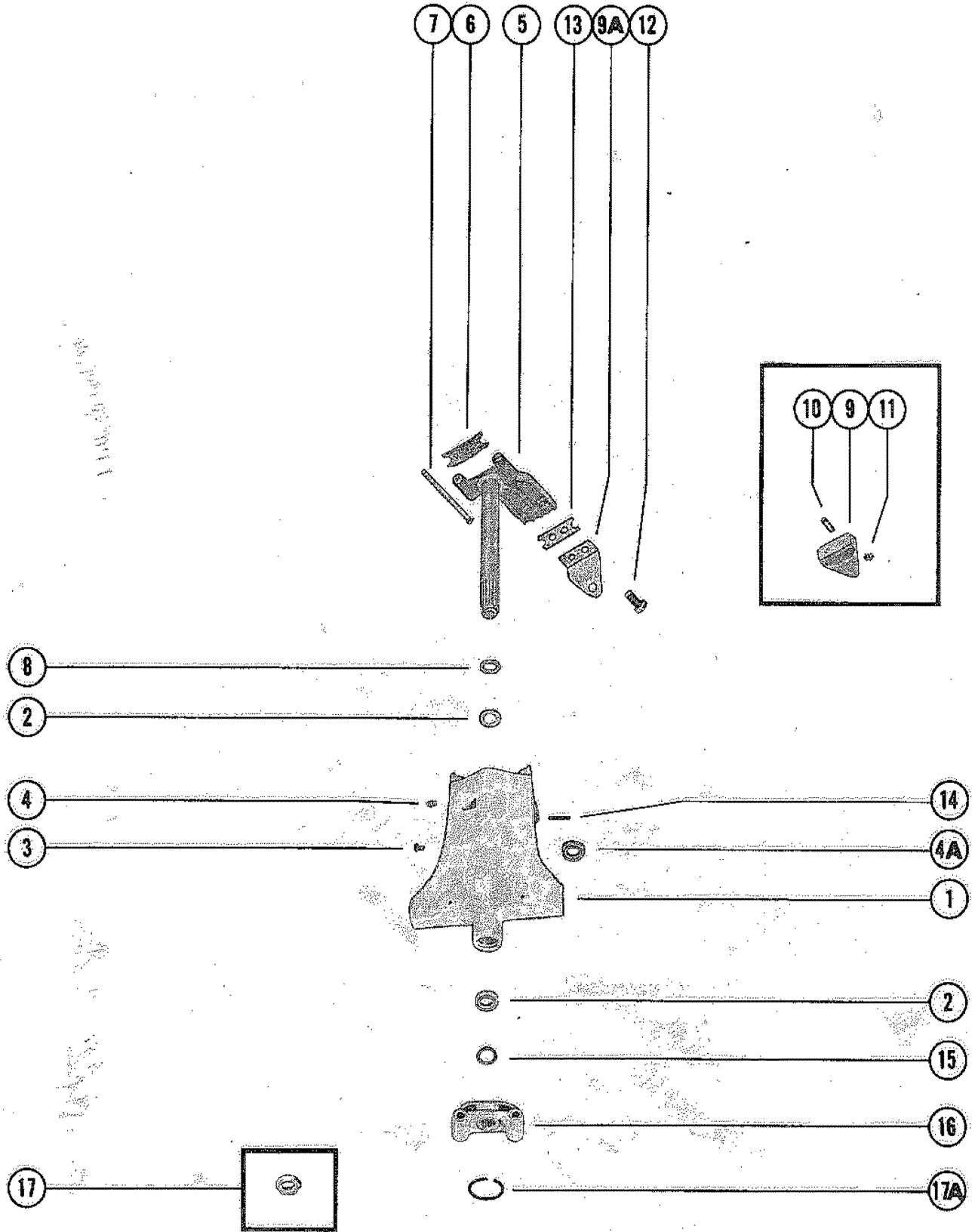


SWIVEL BRACKET ASSEMBLY

REF. NO.	PART NO.	SYM.	QTY.	DESCRIPTION
1	1472-6076A1		1	SWIVEL BRACKET ASSEMBLY (SHORT SHAFT) UNITED STATES 5193258 AND BELOW AUSTRALIA 8057394 AND BELOW BELGIUM 9217255 AND BELOW CANADA 7116222 AND BELOW
	1473-6078A1		1	SWIVEL BRACKET ASSEMBLY (LONG SHAFT)
	1489-7216A4		1	SWIVEL ASSEMBLY (SHORT SHAFT) UNITED STATES 5193259 AND UP AUSTRALIA 8057395 AND UP BELGIUM 9217256 AND UP
	1490-7218A4		1	SWIVEL BRACKET ASSEMBLY (LONG SHAFT)
2	26-32911		3	OIL SEAL, SWIVEL BRACKET
3	10-47828		1	SCREW, DRIVE - SWIVEL BRACKET
4	22-74036		3	FITTING, GREASE
4A	26-22734		2	OIL SEAL, SWIVEL BRACKET UNITED STATES 5193259 AND UP AUSTRALIA 8057395 AND UP BELGIUM 9217256 AND UP
5	74316A2		1	SWIVEL PIN ASS"Y (SHORT SHAFT) UNITED STATES 4962055 AND BELOW AUSTRALIA 8053229 AND BELOW BELGIUM 9195685 AND BELOW CANADA 7115572 AND BELOW
	74316A1		1	SWIVEL PIN ASS"Y (LONG SHAFT)
	74316A8		1	SWIVEL PIN ASS"Y (SHORT SHAFT) - MANUAL UNITED STATES 4962056 AND UP AUSTRALIA 8053230 AND UP BELGIUM 9195686 AND UP CANADA 7115573 AND UP
	74316A7		1	SWIVEL PIN ASS"Y (LONG SHAFT)
	78826A1		1	SWIVEL PPIN ASS'Y (SHORT SHAFT) - ELECTRIC
	78826A2		1	SWIVEL PIN ASS'Y (LONG SHAFT)
6	30711		1	BUMPER, STEERING ARM
7	10-33986		2	BOLT, UPPER MOUNT TO SWIVEL PIN (5 1/4")
8	12-47606		1	WASHER, SWIVEL PIN - LOWER
9	39503		1	BRACKET, RIDE-GUIDE ATTACHING UNITED STATES 4357640 THRU 4576236 AUSTRALIA 8030090 THRU 8042649 BELGIUM 9107214 THRU 9136249 CANADA 7068998 THRU 7088597
10	16-39781		2	STUD, BRACKET TO STEERING ARM (1 1/4")
11	11-20509		2	NUT, BRACKET STUD
9A	76535		2	BRACKET, RIDE-GUIDE ATTACHING UNITED STATES 4576237 AND UP AUSTRALIA 8042650 AND UP BELGIUM 9136250 AND UP CANADA 7088598 AND UP
12	10-34352		1	SCREW, BRACKET TO STEERING ARM (7/8")
13	76533		1	STRAP, BRACKET SCREW
14	17-25598		4	PIN, REVERSE LOCK SPRING ATTACHING
15	12-25176		1	WASHER, SWIVEL PIN TO BOTTOM YOKE (.060)

CONTINUED ON NEXT PAGE ➡

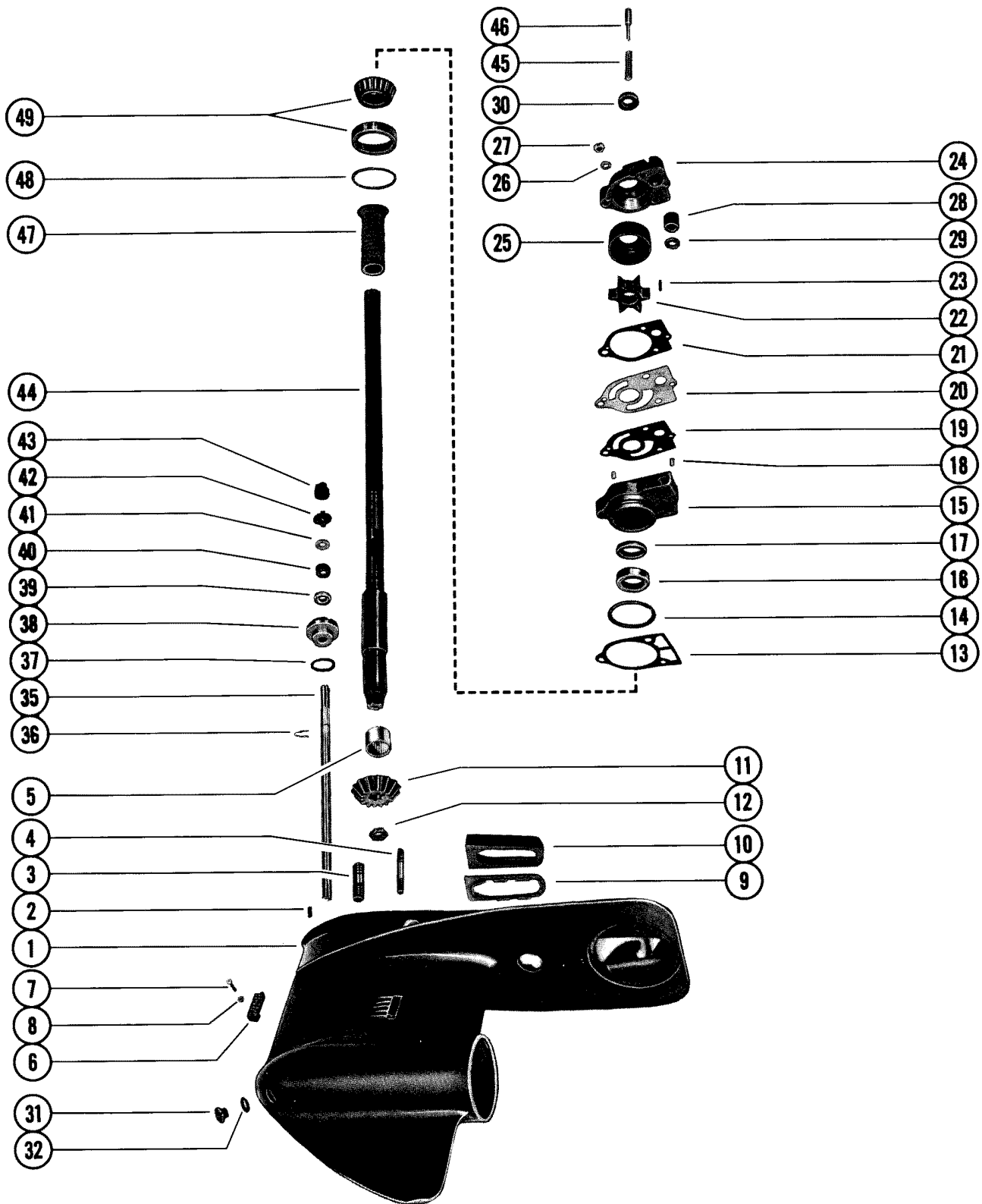
SWIVEL BRACKET ASSEMBLY



SWIVEL BRACKET ASSEMBLY

REF. NO.	PART NO.	SYM.	QTY.	DESCRIPTION
15	12-26837		AR	WASHER, SWIVEL PIN TO BOTTOM YOKE (.065)
16	76430		1	YOKE, BOTTOM UNITED STATES 4962055 AND BELOW AUSTRALIA 8053229 AND BELOW BELGIUM 9195685 AND BELOW CANADA 7115572 AND BELOW
17	11-71956		1	NUT, BOTTOM YOKE
16	77416		1	YOKE, BOTTOM UNITED STATES 4962056 AND UP AUSTRALIA 8053230 AND UP BELGIUM 9195686 AND UP CANADA 7115573 AND UP
17A	53-77415		1	RETAINING RING, BOTTOM YOKE

GEAR HOUSING ASSEMBLY, COMPLETE (SERIAL GROUP NO. 6)(PAGE 1)



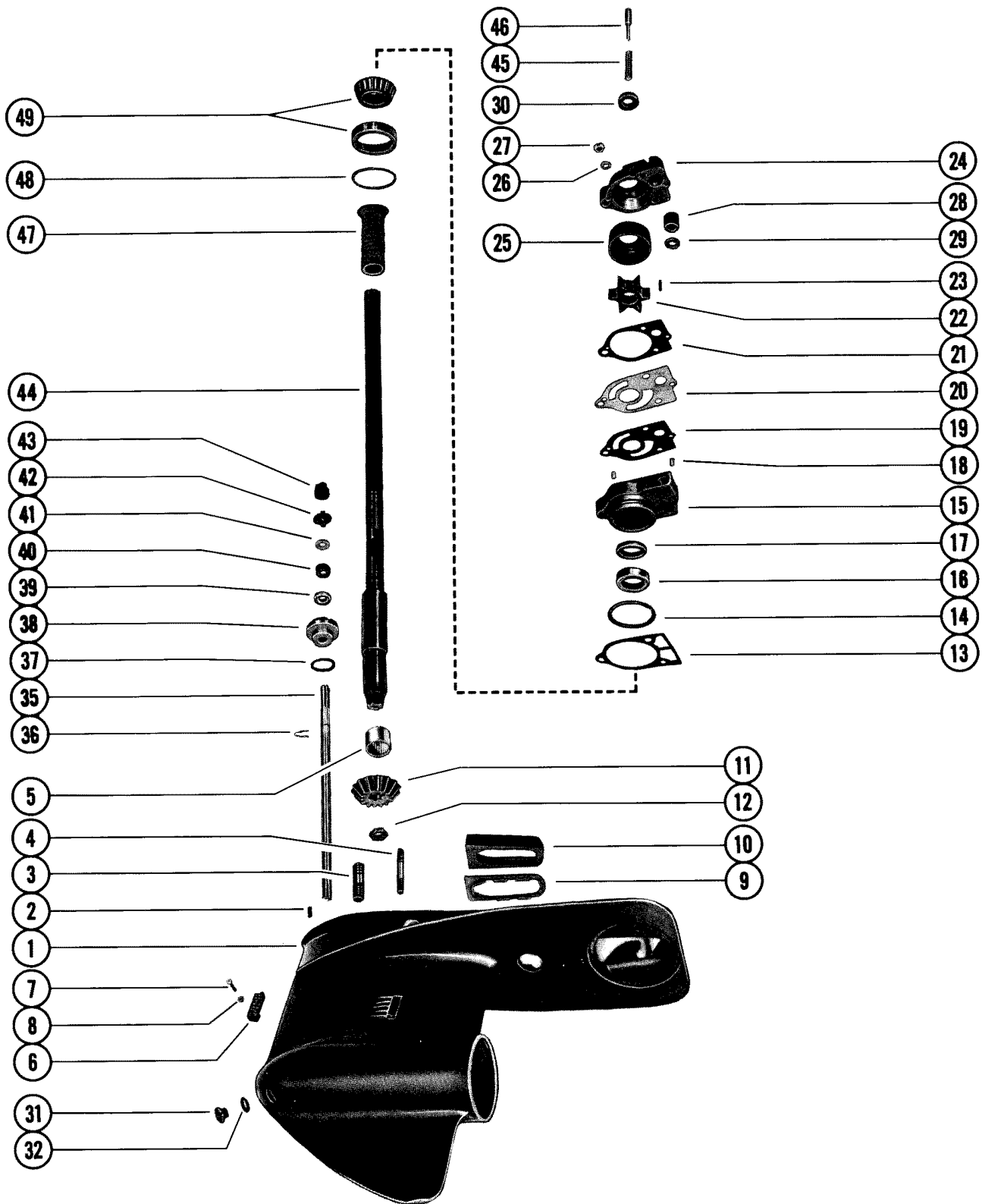
GEAR HOUSING ASSEMBLY, COMPLETE (SERIAL GROUP NO. 6)(PAGE 1)

REF. NO.	PART NO.	SYM.	QTY.	DESCRIPTION
-	1643-6038A5		1	GEAR HOUSING ASSEMBLY, COMPLETE (SHORT SHAFT) UNITED STATES 4357640 THRU 4576236 AUSTRALIA 8030090 THRU 8042649 BELGIUM 9107214 THRU 9136249 CANADA 7068998 THRU 7088597
-	1643-6038A7		1	GEAR HOUSING ASSEMBLY, COMPLETE (LONG SHAFT) UNITED STATES 4357640 THRU 4576236 AUSTRALIA 8030090 THRU 8042649 BELGIUM 9107214 THRU 9136249 CANADA 7068998 THRU 7088597
-	1643-6038A17		1	GEAR HOUSING ASSEMBLY, COMPLETE (SHORT SHAFT) UNITED STATES 4576237 AND UP AUSTRALIA 8042650 AND UP BELGIUM 9136250 AND UP CANADA 7088598 AND UP
-	1643-6038A18		1	GEAR HOUSING ASSEMBLY, COMPLETE (LONG SHAFT) UNITED STATES 4576237 AND UP AUSTRALIA 8042650 AND UP BELGIUM 9136250 AND UP CANADA 7088598 AND UP
1	1643-6038A6		1	GEAR HOUSING ASSEMBLY
2	17-46912		2	PIN, DOWEL - GEAR HOUSING
3	16-33778		3	STUD WATER PUMP BODY/BASE TO GEAR HOUSING (2 5/8")
4	16-57933		2	STUD GEAR HOUSING TO DRIVE SHAFT HOUSING (2 3/16")
5	31-62091		1	BEARING, ROLLER - DRIVE SHAFT
6	63850		1	SCREEN, WATER INTAKE - STARBOARD
	63851		1	SCREEN, WATER INTAKE - PORT
7	10-36070		1	SCREW WATER INTAKE SCREEN TO GEAR HOUSING (1 1/4")
8	11-45812		1	NUT, WATER INTAKE SCREEN SCREW
9	38071		1	PLATE, SUPPORT - EXHAUST TUBE SEAL
10	37721	■	1	SEAL, EXHAUST TUBE
11	43-55607		1	GEAR, PINION - DRIVE SHAFT
12	11-55910		1	NUT, PINION GEAR TO DRIVE SHAFT
13	27-32771	■	1	GASKET, WATER PUMP BASE TO GEAR HOUSING
14	25-26855	■	1	"O" RING, WATER PUMP BASE
15	46-73640A1		1	WATER PUMP BASE ASSEMBLY
16	26-26782		1	OIL SEAL, WATER PUMP BASE
17	26-23300		1	OIL SEAL, WATER PUMP BASE
18	17-35973		2	DOWEL PIN, WATER PUMP BASE TO WATER PUMP BODY
19	27-32769	■	1	GASKET LOWER - WATER PUMP BASE TO FACE PLATE
20	54705		1	PLATE FACE WATER PUMP BASE TO WATER PUMP BODY
21	27-32770	■	1	GASKET UPPER FACE PLATE TO WATER PUMP BODY
22	47-65959		1	IMPELLER, WATER PUMP
23	28-56662		1	KEY, IMPELLER DRIVE
24	46-48746A1		1	WATER PUMP BODY ASSEMBLY
25	48753		1	INSERT, WATER PUMP BODY
26	12-29245		3	WASHER, WATER PUMP BODY AND BASE STUDS
27	11-36069		3	NUT, WATER PUMP BODY AND BASE STUDS

■ = CONTENTS OF [27-72486A78] GASKET SET

CONTINUED ON NEXT PAGE ➡

GEAR HOUSING ASSEMBLY, COMPLETE (SERIAL GROUP NO. 6)(PAGE 1)

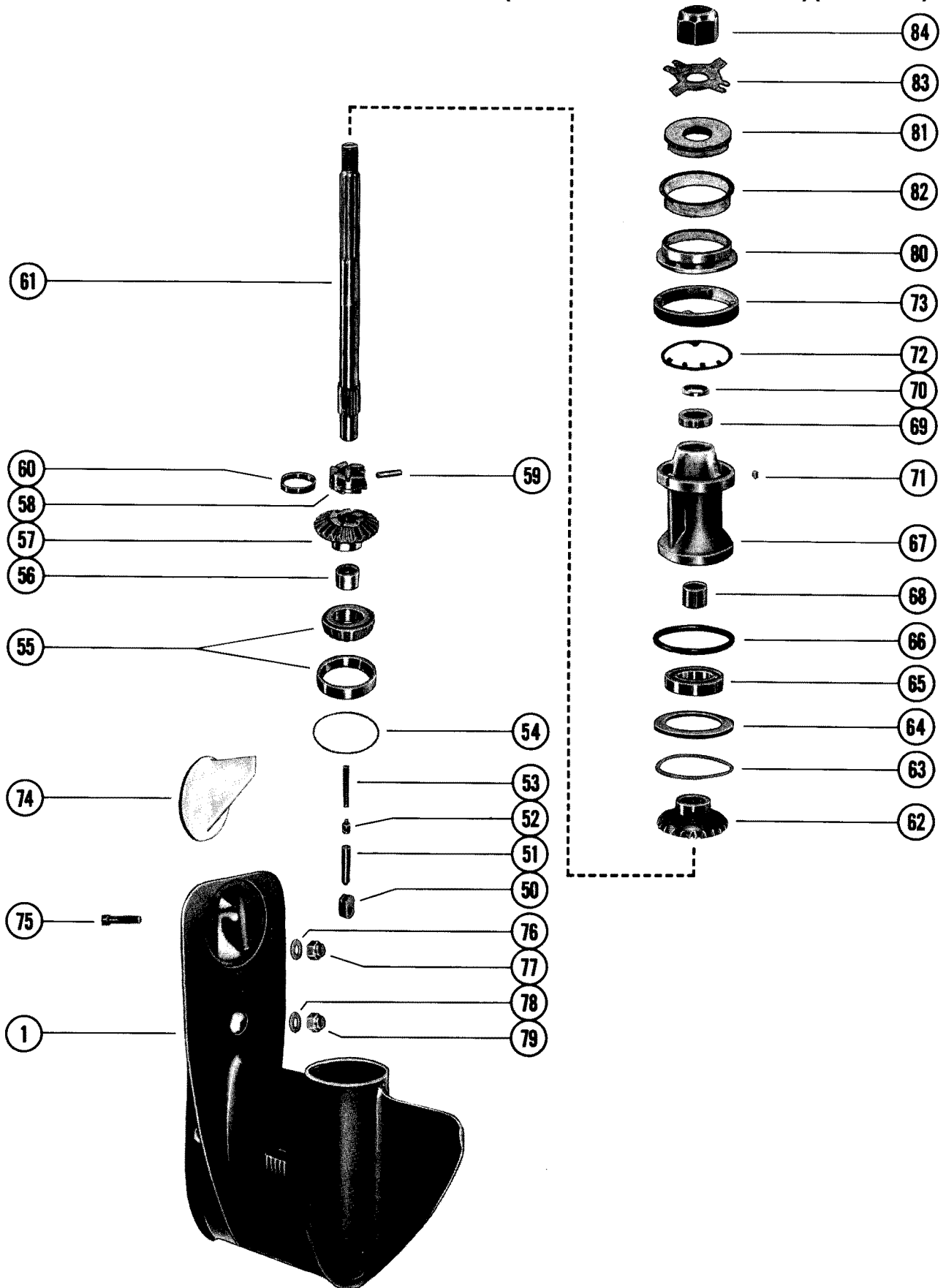


GEAR HOUSING ASSEMBLY, COMPLETE (SERIAL GROUP NO. 6)(PAGE 1)

REF. NO.	PART NO.	SYM.	QTY.	DESCRIPTION
28	26-38452	■	1	SEAL, WATER PUMP BODY TO WATER TUBE
29	12-38453		1	WASHER, CUPPED - WATER TUBE SEAL
30	25-20273	■	1	RING, RUBBER - CENTRIFUGAL SLINGER
31	10-28634		2	SCREW, GREASE FILLER AND VENT HOLE
32	12-20260		2	WASHER, GREASE FILLER AND VENT HOLE SCREW
35	69787A1		1	SHAFT ASSEMBLY, SHIFT - LOWER UNITED STATES 4357640 THRU 4576236 AUSTRALIA 8030090 THRU 8042649 BELGIUM 9107214 THRU 9136249 CANADA 7068998 THRU 7088597
	76063A1		1	SHAFT ASSEMBLY, SHIFT - LOWER UNITED STATES 4576237 AND UP AUSTRALIA 8042650 AND UP BELGIUM 9136250 AND UP CANADA 7088598 AND UP
36	53-29641		1	CLIP, RETAINING - SHIFT SHAFT
37	25-25439	■	1	"O" RING, SHIFT SHAFT BUSHING
38	23-55419A1		1	BUSHING ASSEMBLY, SHIFT SHAFT
39	26-24590		1	OIL SEAL, SHIFT SHAFT BUSHING (LOWER)
40	26-31249		1	OIL SEAL, SHIFT SHAFT (UPPER)
41	12-31266		1	WASHER, RUBBER - SHIFT SHAFT BUSHING
42	39019		1	BASE LOWER - REVERSE LOCKING - NOT PART OF GEAR HOUSING
43	69542		1	CAM, REVERSE LOCKING UNITED STATES 4357640 THRU 4576236 AUSTRALIA 8030090 THRU 8042649 BELGIUM 9107214 THRU 9136249 CANADA 7068998 THRU 7088597
	39021		1	CAM, REVERSE LOCKING UNITED STATES 4576237 AND UP AUSTRALIA 8042650 AND UP BELGIUM 9136250 AND UP CANADA 7088598 AND UP
44	45-69164A2		1	DRIVE SHAFT ASSEMBLY (SHORT SHAFT) UNITED STATES 4357640 THRU 4576236 AUSTRALIA 8030090 THRU 8042649 BELGIUM 9107214 THRU 9136249 CANADA 7068998 THRU 7088597
	45-69165A2		1	DRIVE SHAFT ASSEMBLY (LONG SHAFT)
	45-74855A1		1	DRIVE SHAFT ASSEMBLY (SHORT SHAFT) UNITED STATES 4576237 AND UP AUSTRALIA 8042650 AND UP BELGIUM 9136250 AND UP CANADA 7088598 AND UP
	45-74854A1		1	DRIVE SHAFT ASSEMBLY (LONG SHAFT)
45	24-20254		1	SPRING, COMPRESSION - DRIVE SHAFT
46	17-30515		1	PIN, DRIVE SHAFT
47	23-60242		1	SLEEVE, LUBRICTAION - DRIVE SHAFT
48	15-20929A1		AR	SHIM, BEARING TI GEAR HOUSING (.002-3-5-10)
49	31-38146A1		1	ROLLER BEARING ASSEMBLY TAPERED - DRIVE SHAFT
-	46-73640A2		0	WATER PUMP KIT
-	26-79831A1		0	SEAL KIT
-	27-72486A78		0	GASKET SET

■ = CONTENTS OF [27-72486A78] GASKET SET

GEAR HOUSING ASSEMBLY, COMPLETE (SERIAL GROUP NO. 6)(PAGE 2)



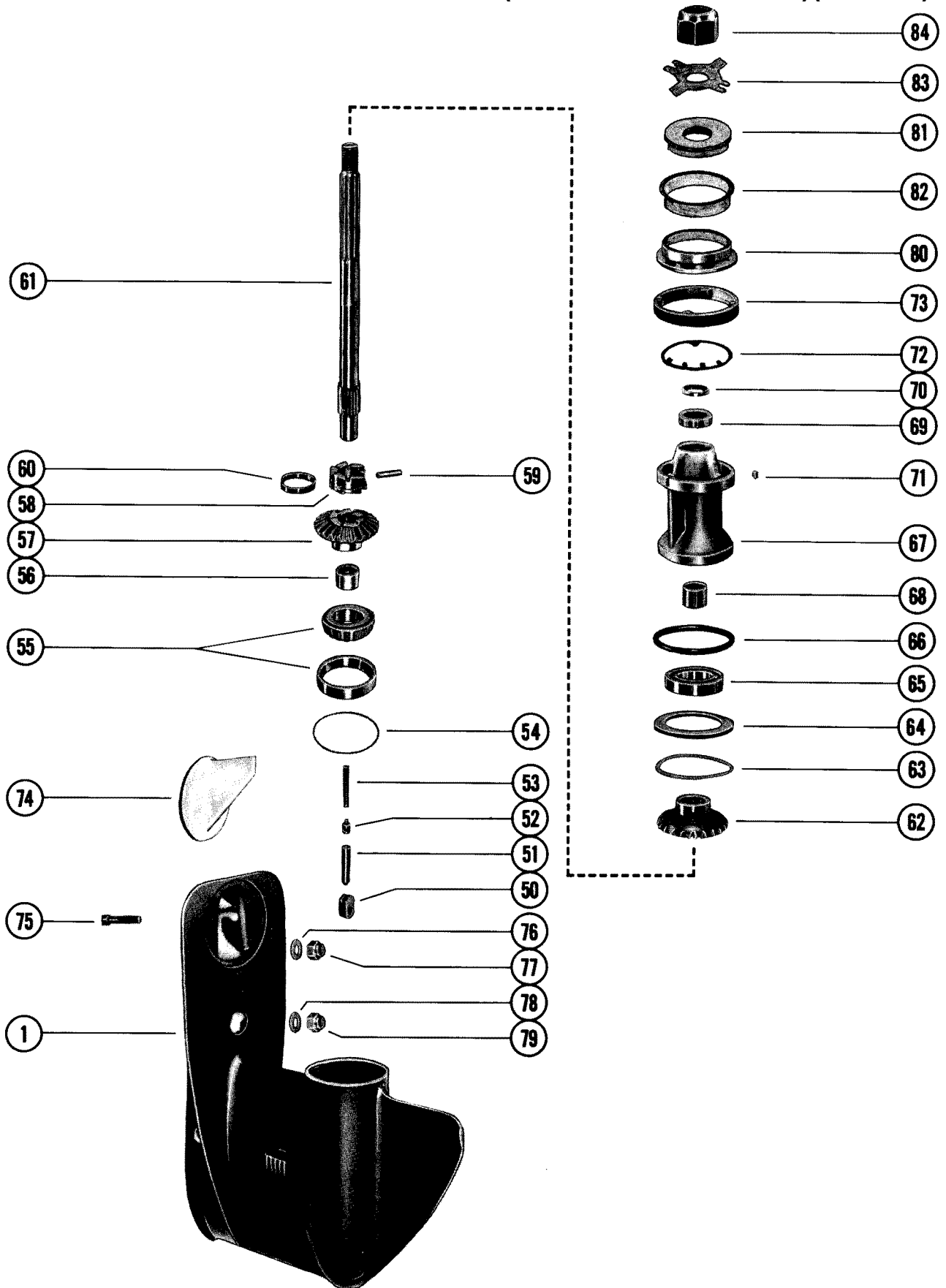
GEAR HOUSING ASSEMBLY, COMPLETE (SERIAL GROUP NO. 6)(PAGE 2)

REF. NO.	PART NO.	SYM.	QTY.	DESCRIPTION
-	1643-6038A5		1	GEAR HOUSING ASS'Y COMP. (SHORT SHAFT) UNITED STATES 4357640 THRU 4576236 AUSTRALIA 8030090 THRU 8042649 BELGIUM 9107214 THRU 9136249 CANADA 7068998 THRU 7088597
-	1643-6038A7		1	GEAR HOUSING ASS'Y, COMP. (LONG SHAFT) UNITED STATES 4357640 THRU 4576236 AUSTRALIA 8030090 THRU 8042649 BELGIUM 9107214 THRU 9136249 CANADA 7068998 THRU 7088597
-	1643-6038A17		1	GEAR HOUSING ASS'Y, COMP. (SHORT SHAFT) UNITED STATES 4576237 AND UP AUSTRALIA 8042650 AND UP BELGIUM 9136250 AND UP CANADA 7088598 AND UP
-	1643-6038A18		1	GEAR HOUSING ASS'Y, COMP. (LONG SHAFT) UNITED STATES 4576237 AND UP AUSTRALIA 8042650 AND UP BELGIUM 9136250 AND UP CANADA 7088598 AND UP
1	1643-6038A6		1	GEAR HOUSING ASSEMBLY (SEE "GEAR HOUSING ASSEMBLY, COMPLETE" FOR BREAKDOWN
50	69792		1	CAM, SHIFT UNITED STATES 4357640 THRU 4576236 AUSTRALIA 8030090 THRU 8042649 BELGIUM 9107214 THRU 9136249 CANADA 7068998 THRU 7088597
	54346		1	CAM, SHIFT UNITED STATES 4576237 AND UP AUSTRALIA 8042650 AND UP BELGIUM 9136250 AND UP CANADA 7088598 AND UP
51	38441		1	FOLLOWER, CAM
52	20843		1	SLIDE, CROSS PIN
53	24-39845		1	SPRING, COMPRESSION - CAM FOLLOWER
54	15-38374A1		AR	SHIM. BEARING CUP TO GEAR HOUSING (.002-3-5-10)
55	31-38356A1		1	TAPERED ROLLER BEARING ASSEMBLY
56	31-21739		1	BEARING, ROLLER - FORWARD GEAR
57	43-55608		1	FORWARD GEAR
58	52-47586		1	RATCHET, SLIDING CLUTCH
59	17-38113		1	PIN, CROSS - RATCHET TO PROPELLER SHAFT
60	24-38114		1	SPRING, RETAINING - CROSS PIN
61	44-55911		1	SHAFT, PROPELLER UNITED STATES 4357640 THRU 4576236 AUSTRALIA 8030090 THRU 8042649 BELGIUM 9107214 THRU 9136249 CANADA 7068998 THRU 7088597
	44-75365		1	SHAFT PROPELLER UNITED STATES 4576237 AND UP AUSTRALIA 8042650 AND UP BELGIUM 9136250 AND UP CANADA 7088598 AND UP
62	43-66554		1	REVERSE GEAR
63	15-20927A1		AR	SHIM, THRUST WASHER TO GEAR HSG (.002-3-5-10)
64	12-32004		1	WASHER, THRUST - REVERSE GEAR
65	30-20839		1	BEARING, BALL - REVERSE GEAR
66	25-31986	■	1	"O RING, BEARING CARRIER
67	69386A1		1	BEARING CARRIER ASSEMBLY
68	31-21700		1	BEARING, ROLLER - BEARING CARRIER
69	26-69188		1	OIL SEAL, BEARING CARRIER (DOUBLE LIP)
70	26-69189		1	OIL SEAL, LINE CUTTER

■ = CONTENTS OF [27-72486A78] GASKET SET

CONTINUED ON NEXT PAGE ➡

GEAR HOUSING ASSEMBLY, COMPLETE (SERIAL GROUP NO. 6)(PAGE 2)

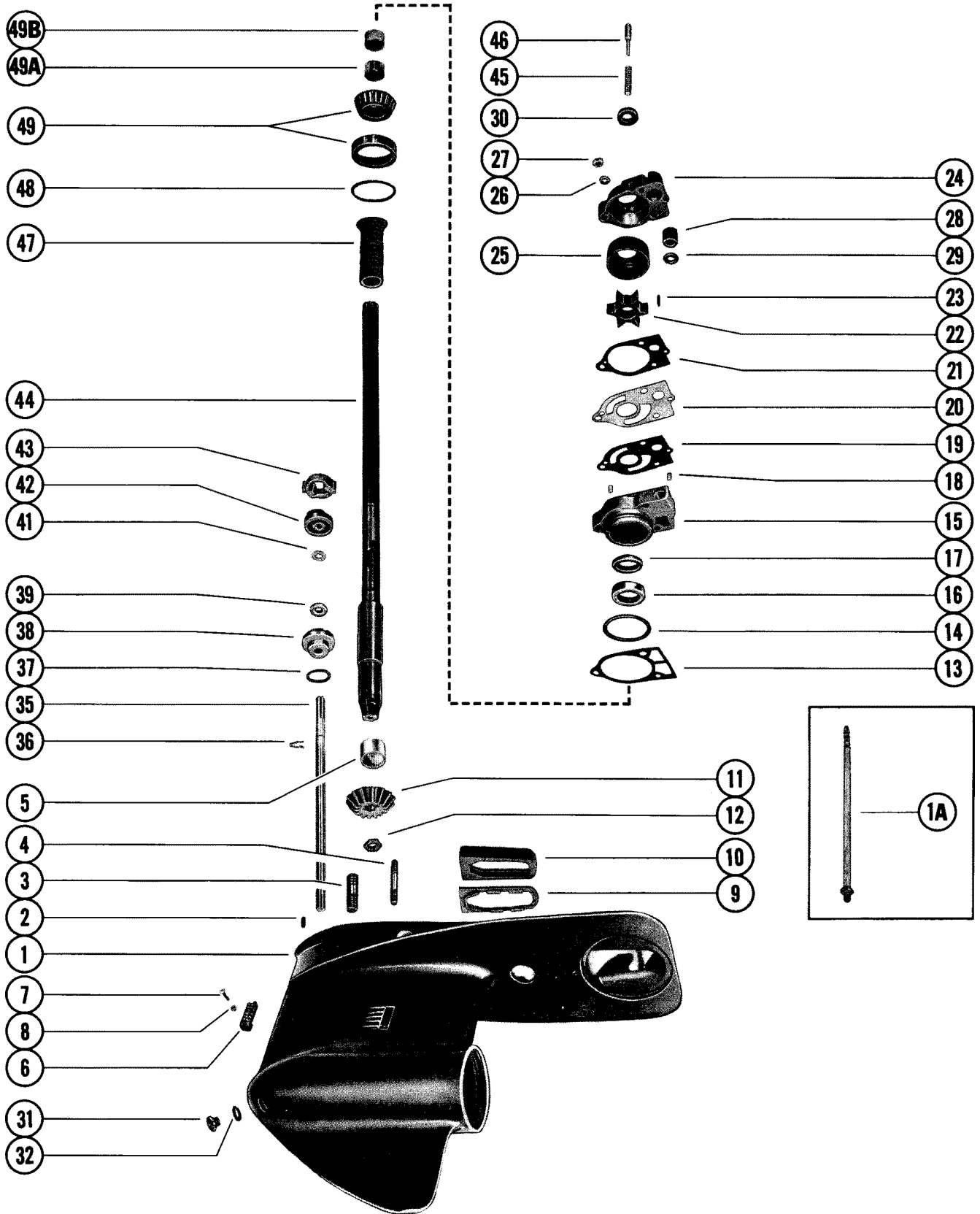


GEAR HOUSING ASSEMBLY, COMPLETE (SERIAL GROUP NO. 6)(PAGE 2)

REF. NO.	PART NO.	SYM.	QTY.	DESCRIPTION
71	28-30281		1	KEY, LOCATING - BEARING CARRIER
72	14-53012		1	TAB WASHER, GEAR HOUSING COVER
73	53013		1	COVER, GEAR HOUSING
74	31640A1		1	TRIM TAB ASSEMBLY, GEAR HOUSING
75	10-66024		1	SCREW, TRIM TAB TO GEAR HOUSING (1 3/4")
76	12-45175		1	WASHER, DRIVE SHAFT HOUSING STUD (3/8")
77	11-34863		1	NUT DRIVE SHAFT HOUSING TO GEAR HOUSING (3/8")
78	12-65791		1	WASHER, DRIVE SHAFT HOUSING STUD (7/16")
79	11-34933		1	NUT DRIVE SHAFT HOUSING TO GEAR HOUSING (7/16")
80	65758		1	THRUST HUB, FRONT UNITED STATES 4357640 THRU 4576236 AUSTRALIA 8030090 THRU 8042649 BELGIUM 9107214 THRU 9136249 CANADA 7068998 THRU 7088597
81	62124A1		1	THRUST HUB ASSEMBLY, REAR
82	12-31992		1	WASHER, CUPPED - THRUST HUB
80	73345		1	THRUST HUB, FRONT UNITED STATES 4576237 AND UP AUSTRALIA 8042650 AND UP BELGIUM 9136250 AND UP CANADA 7088598 AND UP
83	14-76281		1	TAB WASHER, PROPELLER
84	11-69578		1	NUT, PROPELLER
-	27-72486A78		0	GASKET SET

THE ENCLOSED GEAR HOUSINGS INCLUDE ALL PARTS FROM REF. #1 THRU #78 LISTED UNDER "GEAR HOUSING ASSEMBLY, COMPLETE"

GEAR HOUSING ASSEMBLY, COMPLETE (SERIAL GROUP NO. 7)(PAGE 1)



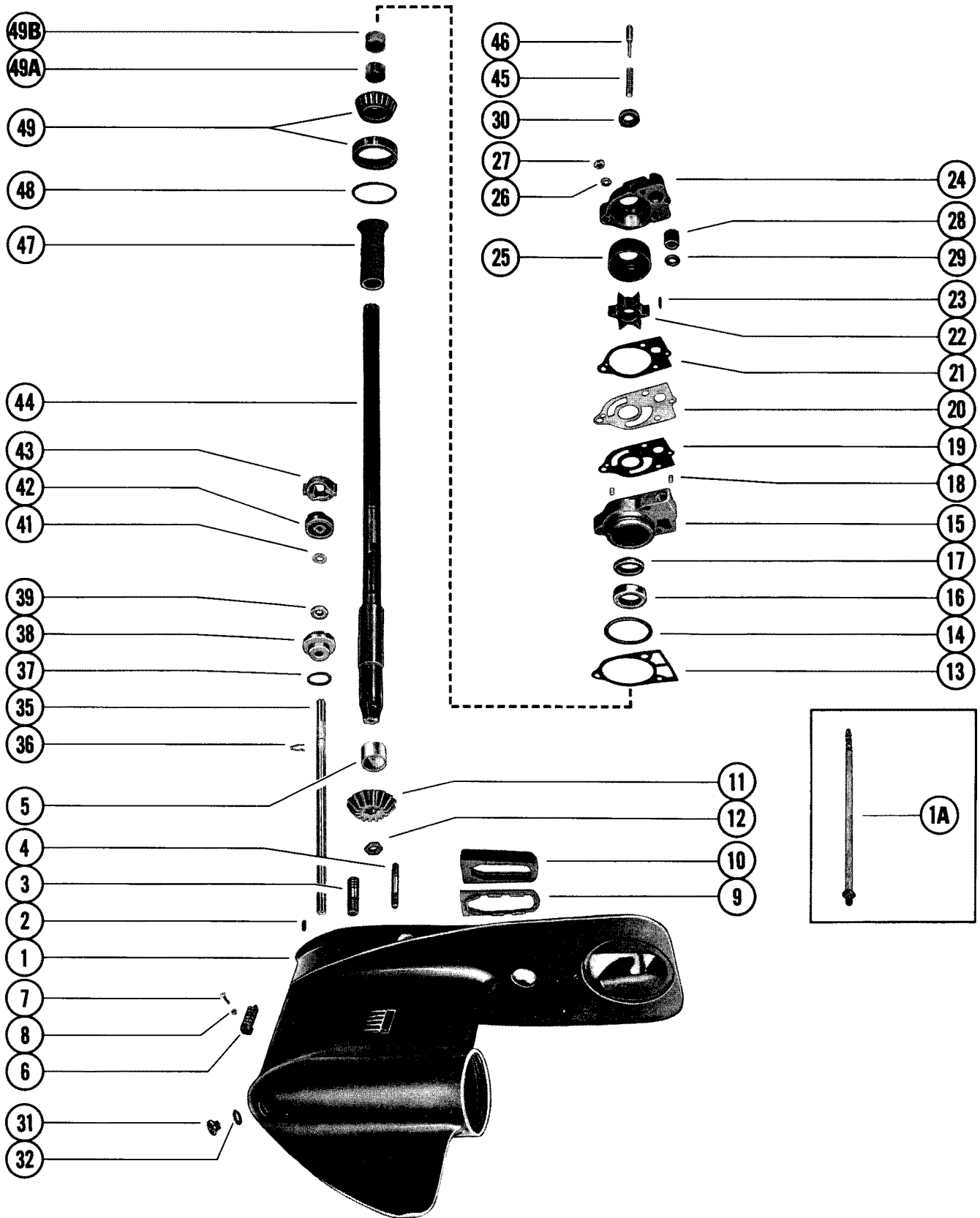
GEAR HOUSING ASSEMBLY, COMPLETE (SERIAL GROUP NO. 7)(PAGE 1)

REF. NO.	PART NO.	SYM.	QTY.	DESCRIPTION
-	1643-6459A10		1	GEAR HOUSING ASSEMBLY, COMPLETE (SHORT SHAFT) UNITED STATES 4962056 THRU 5193258 AUSTRALIA 8053230 THRU 8057394 BELGIUM 9195686 THRU 9217255 CANADA 7115573 THRU 7116222
-	1643-6459A11		1	GEAR HOUSING ASSEMBLY, COMPLETE (LONG SHAFT) UNITED STATES 4962056 THRU 5193258 AUSTRALIA 8053230 THRU 8057394 BELGIUM 9195686 THRU 9217255 CANADA 7115573 THRU 7116222
-	1643-7406A14		1	GEAR HOUSING ASSEMBLY, COMPLETE (SHORT SHAFT) UNITED STATES 5193259 AND UP AUSTRALIA 8057395 AND UP BELGIUM 9217256 AND UP
-	1643-7406A15		1	GEAR HOUSING ASSEMBLY, COMPLETE (LONG SHAFT) UNITED STATES 5193259 AND UP AUSTRALIA 8057395 AND UP BELGIUM 9217256 AND UP
1	1643-6459A3		1	GEAR HOUSING ASSEMBLY UNITED STATES 4962056 THRU 5193258 AUSTRALIA 8053230 THRU 8057394 BELGIUM 9195686 THRU 9217255 CANADA 7115573 THRU 7116222
	1643-7406A16		1	GEAR HOUSING ASSEMBLY UNITED STATES 5193259 AND UP AUSTRALIA 8057395 AND UP BELGIUM 9217256 AND UP
1A	22-85822A1		1	CONNECTOR ASSEMBLY, SPEEDOMETER
2	17-46912		2	PIN, DOWEL - GEAR HOUSING
3	16-33778		3	STUD WATER PUMP BODY/BASE TO GEAR HSG (2 5/8")
4	16-57933		2	STUD, GEAR HOUSING TO DRIVE SHAFT HOUSING
5	31-62091		1	BEARING, ROLLER - DRIVE SHAFT
6	72849A1		1	SCREEN ASSEMBLY WATER INTAKE - STARBOARD AND PORT
7	10-36070		1	SCREW WATER INTAKE SCREEN TO GEAR HOUSING
8	11-45812		1	NUT, WATER INTAKE SCREEN SCREW
9	38071		1	PLATE, SUPPORT - EXHAUST TUBE
10	37721		1	SEAL, EXHAUST TUBE
11	43-55607		1	GEAR, PINION - DRIVE SHAFT
12	11-55910		1	NUT, PINION GEAR TO DRIVE SHAFT
13	27-77417	■ ■	1	GASKET, WATER PUMP BASE TO GEAR HOUSING
14	25-20266	■ ■	1	"O" RING, WATER PUMP BASE
15	46-77177A1		1	WATER PUMP BASE ASSEMBLY
16	26-79831		1	OIL SEAL, WATER PUMP BASE
17	26-23300		1	OIL SEAL, WATER PUMP BASE
18	17-35973		2	DOWEL PIN WATER PUMP BASE TO WATER PUMP BODY
19	27-32769	■ ■	1	GASKET, LOWER WATER PUMP BASE TO FACE PLATE
20	54705		1	PLATE, FACE WATER PUMP BASE TO WATER PUMP BODY
21	27-32770	■ ■	1	GASKET, UPPER FACE PLATE TO WATER PUMP BODY
22	47-65959		1	IMPELLER, WATER PUMP

■ = CONTENTS OF [27-72486A78] GASKET SET
 ■ = CONTENTS OF [27-72486A79] GASKET SET

CONTINUED ON NEXT PAGE ➡

GEAR HOUSING ASSEMBLY, COMPLETE (SERIAL GROUP NO. 7)(PAGE 1)



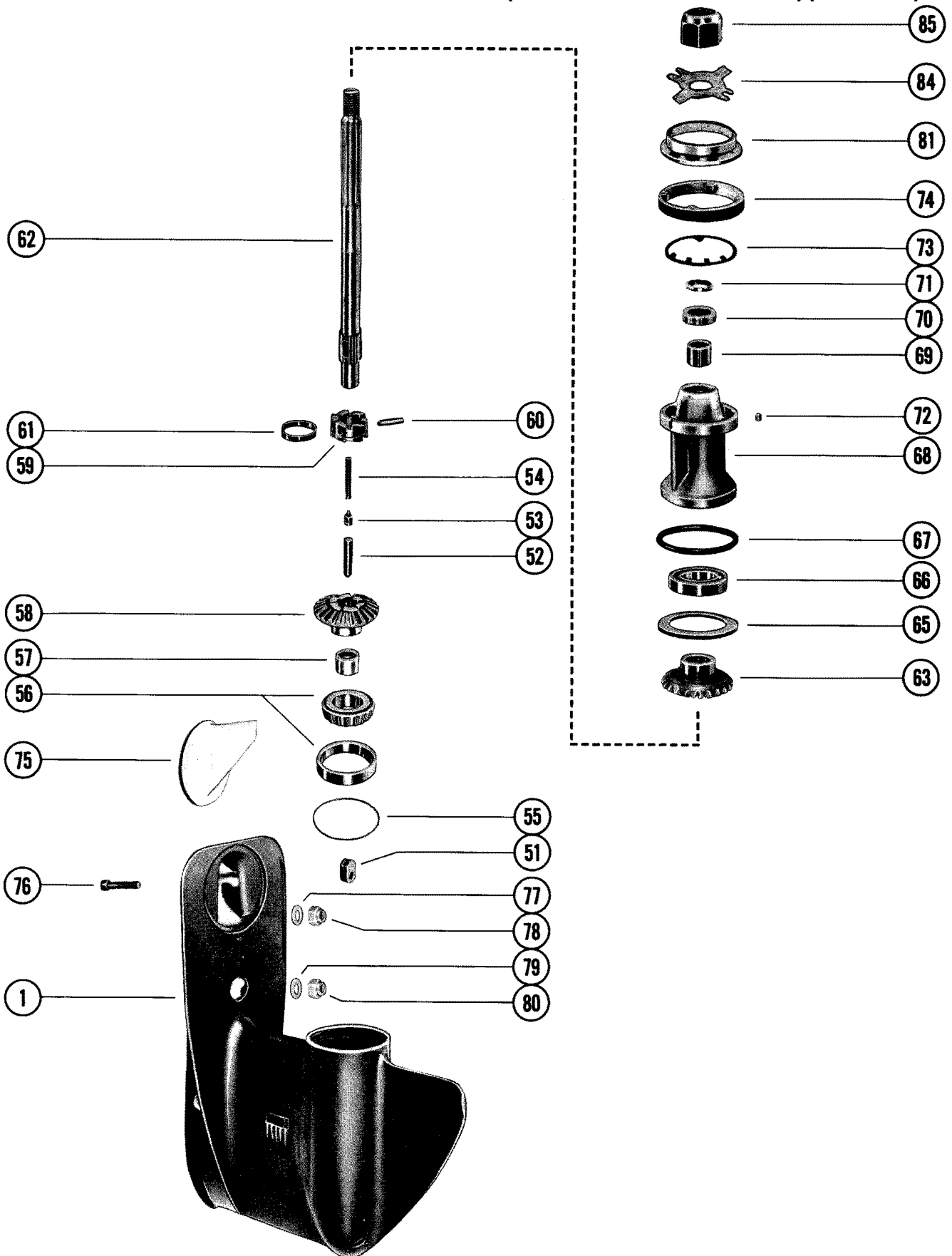
GEAR HOUSING ASSEMBLY, COMPLETE (SERIAL GROUP NO. 7)(PAGE 1)

REF. NO.	PART NO.	SYM.	QTY.	DESCRIPTION
23	28-56662		1	KEY, IMPELLER DRIVE
24	46-77822A1		1	WATER PUMP BODY ASSEMBLY
25	48753		1	INSERT, WATER PUMP BODY
26	12-29245		3	WASHER, WATER PUMP BODY AND BASE STUDS
27	11-35888		3	NUT, WATER PUMP BODY AND BASE STUDS
28	26-38452	■ ■	1	SEAL RUBBER - WATER INLET TUBE (WATER PUMP BODY)
29	12-38453		1	WASHER, NYLON - WATER PUMP BODY
30	25-20273	■ ■	1	RING RUBBER - CENTRIFUGAL SLINGER (DRIVE SHAFT)
31	10-79953		1	SCREW, GREASE FILLER
	22-67892		1	SCREW, DRAIN (MAGNETIC)
32	12-20260		2	WASHER, GREASE FILLER AND DRAIN SCREW
35	76063A1		1	SHAFT ASSEMBLY, SHIFT - LOWER
36	53-29641		1	CLIP, RETAINING - SHIFT SHAFT
37	25-25439	■ ■	1	"O" RING, SHIFT SHAFT BUSHING
38	23-77631A2		1	BUSHING ASSEMBLY, SHIFT SHAFT
39	26-76384		1	OIL SEAL, SHIFT SHAFT BUSHING
41	12-77674		1	WASHER, RUBBER - SHIFT SHAFT BUSHING
42	78036		1	BASE, REVERSE LOCKING
43	39021		1	CAM, REVERSE LOCKING
44	45-77394A1		1	DRIVE SHAFT ASSEMBLY (SHORT SHAFT) UNITED STATES 4962056 THRU 5193258 AUSTRALIA 8053230 THRU 8057394 BELGIUM 9195686 THRU 9217255 CANADA 7115573 THRU 7116222
	45-77393A1		1	DRIVE SHAFT ASSEMBLY (LONG SHAFT)
	45-77390A2		1	DRIVE SHAFT ASSEMBLY (SHORT SHAFT) UNITED STATES 5193259 AND UP AUSTRALIA 8057395 AND UP BELGIUM 9217256 AND UP
	45-77389A2		1	DRIVE SHAFT ASSEMBLY (LONG SHAFT)
45	24-20254		1	SPRING, COMPRESSION - DRIVE SHAFT
46	17-30545		1	PIN, DRIVE SHAFT
47	23-60242		1	SLEEVE, LUBRICATION - DRIVE SHAFT
48	15-77418A1		AR	SHIM, BEARING TO GEAR HOUSING (.002-3-5-10-20)
49	31-77420A1		1	ROLLER BEARING ASSEMBLY TAPERED - DRIVE SHAFT
49A	78653A1		1	SEAT ASSEMBLY DRIVE SHAFT - SPLINED NYLON SEAL SEAT ON DRIVE SHAFT
49B	86304	■ ■	1	SEAL, SPLINED - DRIVE SHAFT
-	27-72486A78		0	GASKET SET
-	27-72486A79		0	GASKET SET
-	46-77177A3		0	WATER PUMP KIT
-	26-79831A1		0	SEAL KIT

■ = CONTENTS OF [27-72486A78] GASKET SET

■ = CONTENTS OF [27-72486A79] GASKET SET

GEAR HOUSING ASSEMBLY, COMPLETE (SERIAL GROUP NO. 7)(PAGE 2)



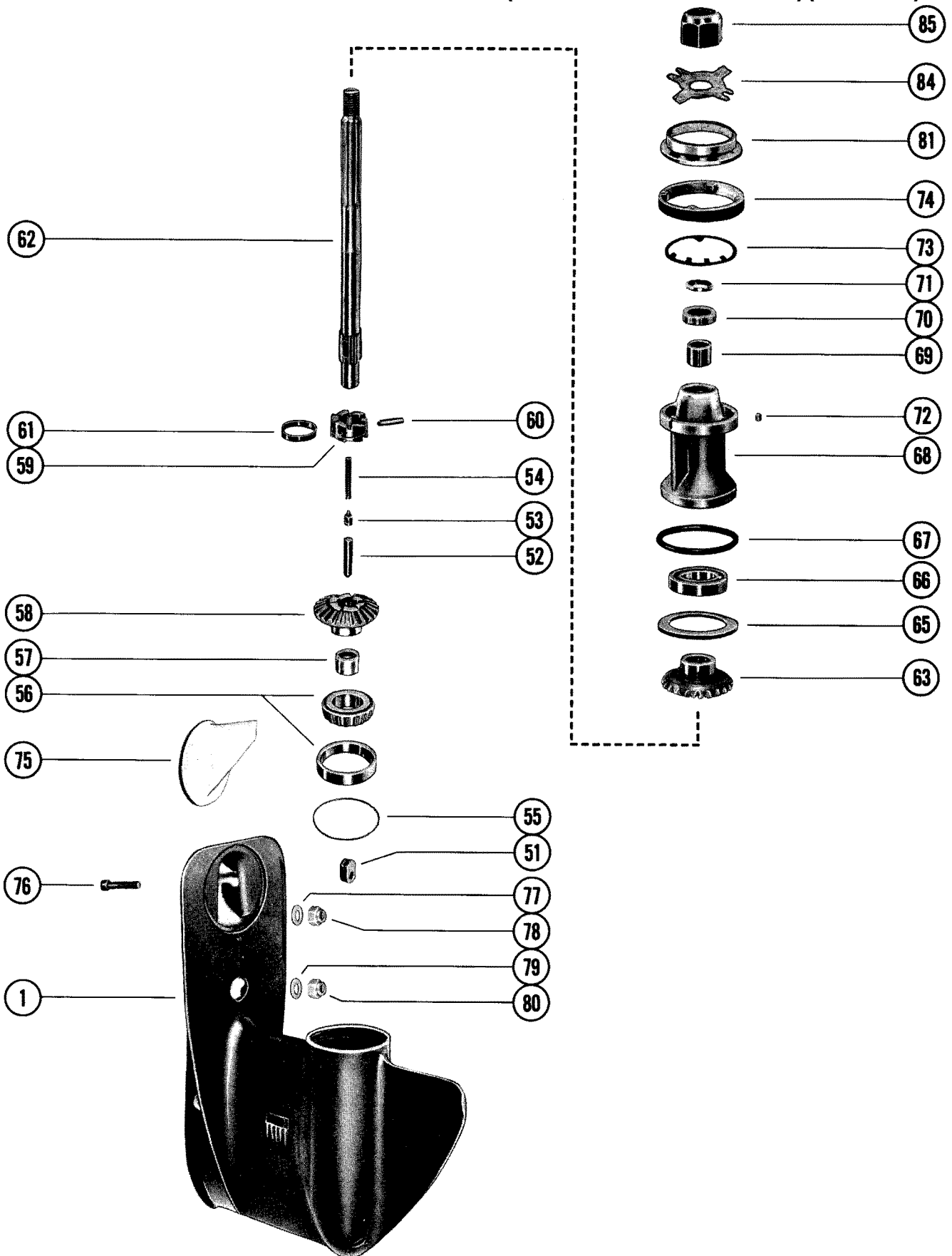
GEAR HOUSING ASSEMBLY, COMPLETE (SERIAL GROUP NO. 7)(PAGE 2)

REF. NO.	PART NO.	SYM.	QTY.	DESCRIPTION
-	1643-6459A10		1	GEAR HOUSING ASS'Y COMP. (SHORT SHAFT) UNITED STATES 4962056 THRU 5193258 AUSTRALIA 8053230 THRU 8057394 BELGIUM 9195686 THRU 9217255 CANADA 7115573 THRU 7116222
-	1643-6459A11		1	GEAR HOUSING ASS'Y, COMP. (LONG SHAFT) UNITED STATES 4962056 THRU 5193258 AUSTRALIA 8053230 THRU 8057394 BELGIUM 9195686 THRU 9217255 CANADA 7115573 THRU 7116222
-	1643-7406A14		1	GEAR HOUSING ASS'Y, COMP. (SHORT SHAFT) UNITED STATES 5193259 AND UP AUSTRALIA 8057395 AND UP BELGIUM 9217256 AND UP
-	1643-7406A15		1	GEAR HOUSING ASS'Y, COMP. (LONG SHAFT) UNITED STATES 5193259 AND UP AUSTRALIA 8057395 AND UP BELGIUM 9217256 AND UP
1	1643-6459A3		1	GEAR HOUSING ASS'Y - - SEE "GEAR HOUSING ASSEMBLY, COMPLETE" FOR BREAKDOWN UNITED STATES 4962056 THRU 5193258 AUSTRALIA 8053230 THRU 8057394 BELGIUM 9195686 THRU 9217255 CANADA 7115573 THRU 7116222
	1643-7406A16		1	GEAR HOUSING ASS'Y UNITED STATES 5193259 AND UP AUSTRALIA 8057395 AND UP BELGIUM 9217256 AND UP
51	54346		1	CAM, SHIFT UNITED STATES 4962056 THRU 5193258 AUSTRALIA 8053230 THRU 8057394 BELGIUM 9195686 THRU 9217255 CANADA 7115573 THRU 7116222
	76039		1	CAM, SHIFT UNITED STATES 5193259 AND UP AUSTRALIA 8057395 AND UP BELGIUM 9217256 AND UP
52	38441		1	FOLLOWER, CAM
53	20843		1	SLIDE, CROSS PIN
54	24-39845		1	SPRING, COMPRESSION - CAM FOLLOWER
55	15-38374A1		AR	SHIM, BEARING CUP TO GEAR HOUSING (.002-3-5-10)
56	31-38356A1		1	TAPERED ROLLER BEARING ASSEMBLY
57	31-21739		1	BEARINH, ROLLER - FORWARD GEAR
58	43-55608		1	FORWARD GEAR ASSEMBLY
59	52-47586		1	RATCHET, SLIDING CLUTCH
60	17-38113		1	PIN, CROSS - RATCHET TO PROPELLER SHAFT
61	24-38114		1	SPRING, RETAINING - CROSS PIN
62	44-75365		1	SHAFT, PROPELLER
63	43-79158A1		1	REVERSE GEAR ASSEMBLY
65	12-32004		1	WASHER, THRUST - REVERSE GEAR
66	30-20839		1	BEARING, BALL - REVERSE GEAR
67	25-31986	■ ■	1	"O" RING, BEARING CARRIER
68	69386A1		1	BEARING CARRIER ASSEMBLY
69	31-21700		1	BEARING, ROLLER - BEARING CARRIER
70	26-69188		1	OIL SEAL, BEARING CARRIER
71	26-69189		1	OIL SEAL, BEARING CARRIER
72	28-30281		1	KEY, LOCATING - BEARING CARRIER

■ = CONTENTS OF [27-72486A78] GASKET SET
 ■ = CONTENTS OF [27-72486A79] GASKET SET

CONTINUED ON NEXT PAGE ➡

GEAR HOUSING ASSEMBLY, COMPLETE (SERIAL GROUP NO. 7)(PAGE 2)

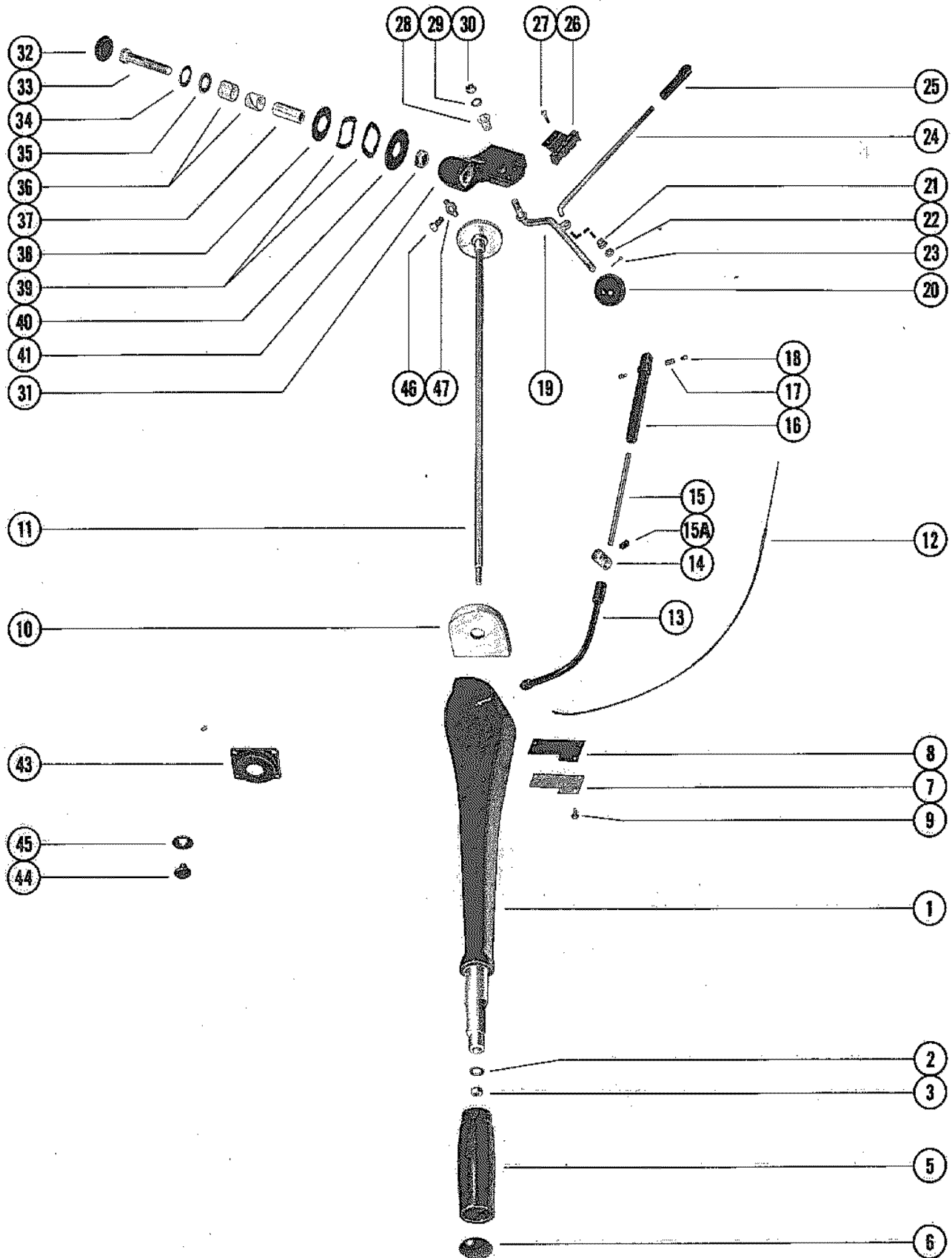


GEAR HOUSING ASSEMBLY, COMPLETE (SERIAL GROUP NO. 7)(PAGE 2)

REF. NO.	PART NO.	SYM.	QTY.	DESCRIPTION
73	14-53012		1	TAB WASHER, GEAR HOUSING COVER
74	53013		1	COVER, GEAR HOUSING
75	31640A1		1	TRIM TAB ASSEMBLY, GEAR HOUSING
76	10-66024		1	SCREW, TRIM TAB TO GEAR HOUSING
77	12-45175		1	WASHER, DRIVE SHAFT HOUSING STUD (3/8")
78	11-34863		1	NUT, DRIVE SHAFT HOUSING STUD (3/8")
79	12-65791		1	WASHER DRIVE SHAFT HOUSING TO GEAR HOUSING STUD (7/16")
80	11-34933		1	NUT DRIVE SHAFT HOUSING TO GEAR HOUSING STUD (7/16")
81	73345		1	THRUST HUB, FRONT
84	14-76281		1	TAB WASHER, PROPELLER
85	11-69578		1	NUT, PROPELLER
-	27-72486A78		0	GASKET SET
-	27-72486A79		0	GASKET SET

THE ENCLOSED GEAR HOUSINGS INCLUDE ALL PARTS FROM REF. #1 THRU #76 AS LISTED UNDER "GEAR HOUSING ASSEMBLY, COMPLETE"

STEERING HANDLE ASSEMBLY

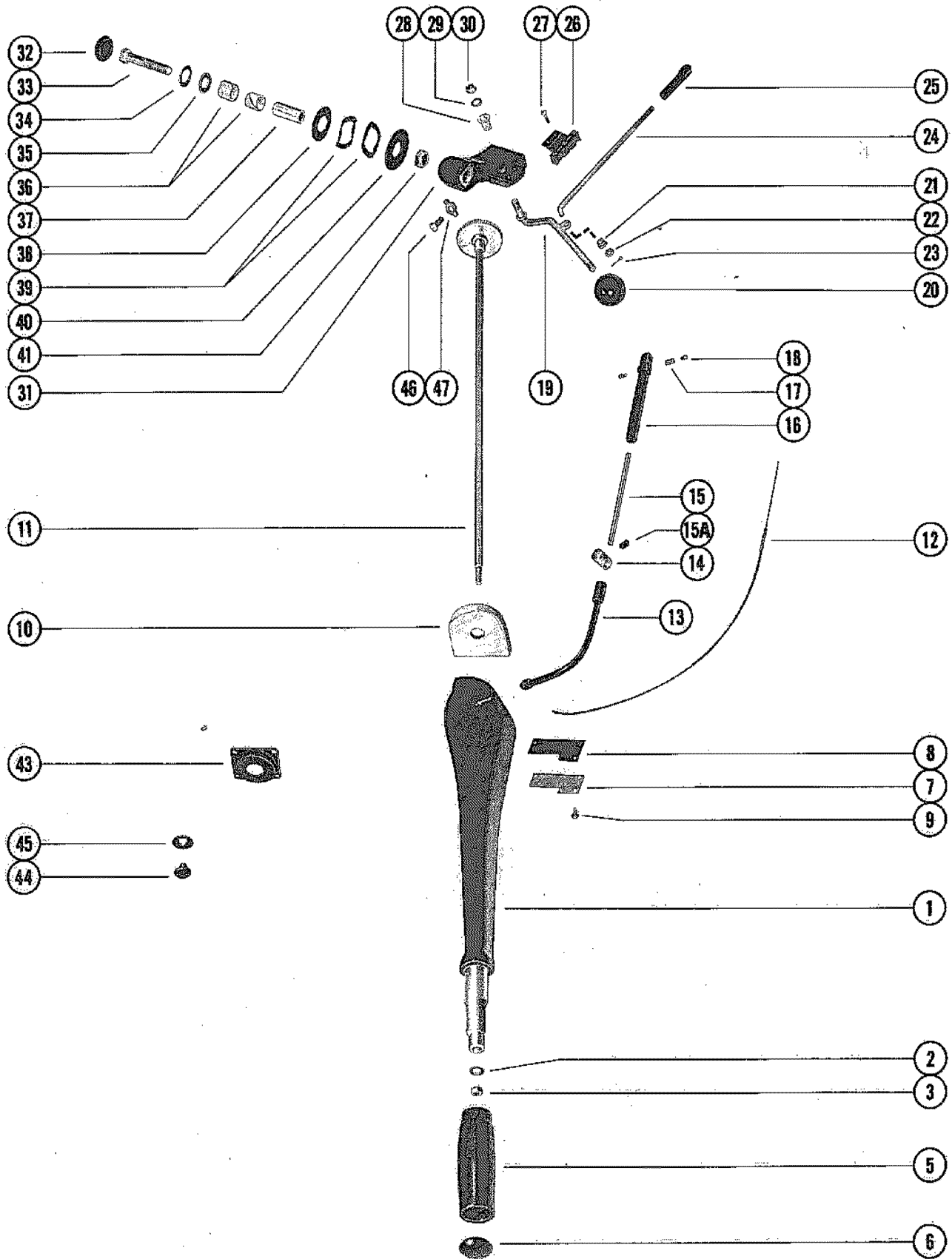


STEERING HANDLE ASSEMBLY

REF. NO.	PART NO.	SYM.	QTY.	DESCRIPTION
-	78551A5		1	STEERING HANDLE ASSEMBLY
1	48405		1	ARM, STEERING HANDLE
2	12-21631		1	WASHER, STEERING HANDLE ARM
3	11-20664		1	NUT, STEERING HANDLE ARM
5	58192A1		1	GRIP, STEERING HANDLE ARM
6	48416		1	CAP, STEERING HANDLE GRIP
7	48519		1	PLATE, COVER - DRIVE WHEEL
8	27-48518		1	GASKET, COVER PLATE
9	10-28192		4	SCREW DRIVE WHEEL COVER PLATE FASTENING (1/2")
10	48414		1	HOUSING DRIVE WHEEL - STEERING ARM HANDLE
11	48516A1		1	DRIVE WHEEL AND ROD ASSEMBLY
12	48520		1	CABLE, THROTTLE
13	78551--1		1	CONDUIT, CABLE
14	89613		1	CONNECTOR, CONTROL LINKAGE
15	89566		1	TUBE, THROTTLE CABLE GUIDE
15A	10-89601		1	SCREW, SET - THROTTLE CABLE GUIDE TUBE
16	29880		1	GUIDE, THROTTLE CABLE
17	20007		1	ANCHOR, THROTTLE CABLE
18	10-20518		2	SCREW, THROTTLE CABLE ANCHOR
19	48521		1	SHIFT LEVER
20	37813		1	KNOB, SHIFT LEVER
21	23-48475		1	BUSHING, NYLON - SHIFT ROD (1/4" I.D.)
22	12-35950		1	WASHER, SHIFT ROD
23	18-25191		2	COTTER PIN, SHIFT ROD
24	49563		1	ROD, SHIFT
25	48419		1	ROD END, SHIFT ROD
26	78812A1		1	DETENT, SHIFT LEVER
27	10-48409		2	SCREW SHIFT LEVER DETENT TO STEERING HANDLE BRACKET
28	23-48237		1	BUSHING, NYLON - SHIFT LEVER (3/8" I.D.)
29	12-37828		1	WASHER, SHIFT LEVER
30	11-34863		1	NUT, SHIFT LEVER TO STEERING HANDLE BRACKET
31	48404		1	BRACKET, STEERING HANDLE
32	48416		1	CAP, STEERING HANDLE BRACKET
33	10-48476		1	SCREW HANDLE BRACKET TO STEERING HANDLE
34	12-48477		1	WASHER, STEERING HANDLE BRACKET (.505 I.D.)
35	12-48526		1	WASHER NYLON - STEERING HANDLE BRACKET (.630 I.D.)
36	23-28919		2	BUSHING NYLON - STEERING HANDLE BRACKET (5/8" I.D.)
37	23-48525		1	SPACER, STEERING HANDLE BRACKET
38	12-48527		1	WASHER NYLON - STEERING HANDLE BRACKET (1 35/64" O.D.)
39	13-48478		2	WAVE WASHER, STEERING HANDLE BRACKET

CONTINUED ON NEXT PAGE ➡

STEERING HANDLE ASSEMBLY



STEERING HANDLE ASSEMBLY

REF. NO.	PART NO.	SYM.	QTY.	DESCRIPTION
40	12-49636		1	WASHER NYLON - STEERING HANDLE BRACKET (1 3/4" O.D.)
41	11-20220		1	NUT, STEERING HANDLE BRACKET SCREW
43	45064		1	COVER, BOTTOM COWL - SHORTING SWITCH
44	19-35827		1	PLUG, BOTTOM COWL - SHORTING SWITCH HOLE
45	11-30428		1	FASTENER, PLUG TO BOTTOM COWL
46	10-35786		2	SCREW, BRACKET TO ENGINE (1")
47	14-31828		2	TAB WASHER, BRACKET SCREW
-	52148A1		1	CO-PILOT ASSEMBLY

PROPELLERS

REF. NO.	PART NO.	SYM.	QTY.	DESCRIPTION
-	48-62274A1		0	PROPELLER ASSEMBLY (ALUMINUM)(PITCH 9") 3 BLADES SERIAL GROUP #1
-	48-63552A1		0	PROPELLER ASSEMBLY (BRONZE)(PITCH 9") 3 BLADES SERIAL GROUP #1
-	48-61814A1		0	PROPELLER ASSEMBLY (ALUMINUM)(PITCH11") 3 BLADES SERIAL GROUP #1
-	48-63548A1		0	PROPELLER ASSEMBLY (BRONZE)(PITCH 11") 3 BLADES SERIAL GROUP #1
-	48-61816A1		0	PROPELLER ASSEMBLY (ALUMINUM)(PITCH 12") 3 BLADES SERIAL GROUP #1
-	48-63546A1		0	PROPELLER ASSEMBLY (BRONZE)(PITCH 12") 3 BLADES SERIAL GROUP #1
-	48-61818A1		0	PROPELLER ASSEMBLY (ALUMINUM)(PITCH 13") 3 BLADES SERIAL GROUP #1
-	48-63544A1		0	PROPELLER ASSEMBLY (BRONZE)(PITCH 13") 3 BLADES SERIAL GROUP #1
-	48-61820A1		0	PROPELLER ASSEMBLY (ALUMINUM)(PITCH 14") 3 BLADES SERIAL GROUP #1
-	48-63542A1		0	PROPELLER ASSEMBLY (BRONZE)(PITCH 14") 3 BLADES SERIAL GROUP #1
-	48-61822A1		0	PROPELLER ASSEMBLY (ALUMINUM)(PITCH 15") 3 BLADES SERIAL GROUP #1
-	48-63540A1		0	PROPELLER ASSEMBLY (BRONZE)(PITCH 15") 3 BLADES SERIAL GROUP #1
-	48-61824A1		0	PROPELLER ASSEMBLY (ALUMINUM)(PITCH 16") 3 BLADES SERIAL GROUP #1
-	48-63538A1		0	PROPELLER ASSEMBLY (BRONZE)(PITCH 16") 3 BLADES SERIAL GROUP #1
-	48-64724A1		0	PROPELLER ASSEMBLY (ALUMINUM)(PITCH 17") 3 BLADES SERIAL GROUP #1
-	48-64726A1		0	PROPELLER ASSEMBLY (BRONZE)(PITCH 17") 3 BLADES SERIAL GROUP #1
-	48-73132A4		0	PROPELLER ASSEMBLY (ALUMINUM)(PITCH 10") 3 BLADES SERIAL GROUP #2
-	48-73134A4		0	PROPELLER ASSEMBLY (ALUMINUM)(PITCH 12") 3 BLADES SERIAL GROUP #2
-	48-73136A4		0	PROPELLER ASSEMBLY (ALUMINUM)(PITCH 13") 3 BLADES SERIAL GROUP #2
-	48-73138A4		0	PROPELLER ASSEMBLY (ALUMINUM)(PITCH 14") 3 BLADES SERIAL GROUP #2
-	48-73140A4		0	PROPELLER ASSEMBLY (ALUMINUM)(PITCH 15") 3 BLADES SERIAL GROUP #2
-	48-73144A4		0	PROPELLER ASSEMBLY (ALUMINUM)(PITCH 17") 3 BLADES SERIAL GROUP #2

THIS PAGE INTENTIONALLY LEFT BLANK

SERIAL GROUP CHART

SERIAL GROUP CHART

SERIAL GROUP #1

United States4357640 thru 4576236
Australia8030090 thru 8042649
Belgium9107214 thru 9136249
Canada7068998 thru 7088597

SERIAL GROUP #2

United States4576237 and up
Australia8042650 and up
Belgium9136250 and up
Canada7088598 and up

SERIAL GROUP #3

United States4705993 and up
Australia8044725 and up
Belgium9155280 and up
Canada7097573 and up

SERIAL GROUP #4

United States4357640 thru 4705992
Australia8030090 thru 8044724
Belgium9107214 thru 9155279
Canada7068998 thru 7097572

SERIAL GROUP #5

United States4576237 thru 4705992
Australia8042650 thru 8044724
Belgium9136250 thru 9155279
Canada7088598 thru 7097572

SERIAL GROUP #6

United States4962055 and below
Australia8053229 and below
Belgium9195685 and below
Canada7115572 and below

SERIAL GROUP #7

United States4962056 and up
Australia8053230 and up
Belgium9195686 and up
Canada7115573 and up

SERIAL GROUP #8

United States4705993 thru 4962055
Australia8044725 thru 8053229
Belgium9155280 thru 9195685
Canada7097573 thru 7115572

SERIAL GROUP #9

United States4576237 thru 4962055
Australia8042650 thru 8053229
Belgium9136250 thru 9195685
Canada7088598 thru 7115572

SERIAL GROUP #10

United States4962056 thru 5193258
Australia8053230 thru 8057394
Belgium9195686 thru 9206325
Canada7115573 thru 7116222

SERIAL GROUP #11

United States5193259 and up
Australia8057395 and up
Belgium9206326 and up

SERIAL GROUP #12

United States5193258 and below
Australia8057394 and below
Belgium9217255 and below
Canada7116222 and below

SERIAL GROUP #13

United States5193259 and up
Australia8057395 and up
Belgium9217256 and up

SERIAL GROUP #14

United States4576237 thru 5193258
Australia8042650 thru 8057394
Belgium9136250 thru 9217255
Canada7088598 thru 7116222

SERIAL GROUP #15

United States4962056 thru 5193258
Australia8053230 thru 8057394
Belgium9195686 thru 9217255
Canada7115573 thru 7116222

SERIAL GROUP CHART

THIS PAGE INTENTIONALLY LEFT BLANK

PARTS INDEX

Part Number	Description	Pg.	Ref. No.	Part Number	Description	Pg.	Ref. No.
20007	ANCHOR, THROTTLE CABLE	75	17	37935	RAIL, SHIFT CONTROL		
20047	RACE, OUTER	35	7		BEARING	45	32
20843	SLIDE, CROSS PIN	63	52	38071	PLATE, SUPPORT -		
20843	SLIDE, CROSS PIN	71	53		EXHAUST TUBE	67	9
22833	ADAPTOR, CHECK UNIT			38071	PLATE, SUPPORT -		
	(FUEL LINE)	25	23		EXHAUST TUBE SEAL	59	9
23069	STEM, CHECK UNIT			38133	SEAL, SOUND-UPPER		
	ADAPTOR	25	24		SECTION	9	9
24929	PACKING "U" CUP - UPPER			38154	STRIP, RETAINING - TRIM		
	MOOUNT COVERS	49	27		COVER SEAL (SIDE)	49	42
24935	COVER, UPPER MOUNT -			38155	STRIP, RUBBER SEAL		
	OUTSIDE HALF	49	28		RETAINING	43	12
25067	BUMPER, RUBBER - LOWER			38156	SEAL, RUBBER - EHAUST		
	MOUNT SCREW	47	20		EXTENSION PLATE	43	11
26113	RACE, OUTER	35	7	38157	SEAL, TRIM COVER TO		
26852	CAP, ADJUSTING SCREW	33	25		DRIVE SHAFT HOUSING	49	41
28747	HANDLE, STARTER CABLE	5	24	38158	STRIP, RETAINING - TRIM		
28748	RETAINER, STARTER				COVER SEAL (REAR)	49	43
	CABLE AND HANDLE	5	25	38441	FOLLOWER, CAM	63	51
29880	GUIDE, THROTTLE CABLE	75	16	38441	FOLLOWER, CAM	71	52
30188	CUP WASHER, ADAPTOR	25	27	38500	RETAINER, WATER TUBE		
30413	HOOK, COWL LATCH				SEAL	43	5
	FASTENING	9	12	38674	BLANKET, SOUNG		
30596	PAWL, STARTER	5	12		ABSORBING	9	7
30711	BUMPER, STEERING ARM	55	6	39019	BASE	61	42
31014	MOUNT, RUBBER - FRONT			39021	CAM, REVERSE LOCKING	61	43
	SUPPORT BRACKET	3	22	39021	CAM, REVERSE LOCKING	69	43
31095	SEAL, SOUND-LOWER			39483	LATCH, THROTTLE ARM		
	SECTION	9	8		(THROTTLE CABLE)	15	19
31120	COVER, UPPER MOUNT -			39503	BRACKET, RIDE-GUIDE		
	INSIDE HALF	49	29		ATTACHING	55	9
31640A1	TRIM TAB ASSEMBLY, GEAR			39840	RETAINER, WAVE WASHER	5	16
	HOUSING	65	74	45064	COVER, BOTTOM COWL -		
31640A1	TRIM TAB ASSEMBLY, GEAR				SHORTING SWITCH	77	43
	HOUSING	73	75	45915	TERMINAL BLOCK	3	28
35474	COVER, LOWER MOUNT			46265	BOOT, TERMINAL-STARTER		
	CLAMP	47	13		SOLENOID	19	17
35496	PAD, BUMPER - TOP COWL			46785A1	COWL LATCH ASSEMBLY	9	11
	RETAINER	3	9	46933A1	GROUND STRAP ASSEMBLY	43	21
37637	BOOT, FUEL CONNECTOR	41	9	46933A2	GROUND STRAP ASSEMBLY	43	22
37639	MOUNT, RUBBER-			46933A3	CABLE ASSEMBLY,		
	CRANKCASE	31	8		GROUND	27	7
37639	MOUNT, RUBBER-CYLINDER			47341A1	STARTER CABLE	5	23
	BLOCK COVER	33	31	47802	TUBE, TILT LOCK	51	21
37687	COVER, TRIM - DRIVE			47835	ROD, PUSH - REVERSE		
	SHAFT HOUSING	49	45		LOCK (SHORT SHAFT)	47	7
37690	SHIELD, REAR - TOP COWL	3	5	47836	ROD, PUSH - REVERSE		
37691	PLATE, CABLE GUIDE	5	6		LOCK (LONG SHAFT)	47	7
37692	SUPPORT, EXTERNAL			47837	ROD END, PUSH ROD	47	9
	WIRING HARNESS-			48039	CAP, ADJUSTING SCREW	17	33
	ELECTRIC	41	10	48039	CAP, ADJUSTING SCREW	17	36
37695	BOOT, CONTROL CABLE	41	8	48039	CAP, ADJUSTING SCREW	17	39
37721	SEAL, EXHAUST TUBE	59	10	48404	BRACKET, STEERING		
37721	SEAL, EXHAUST TUBE	67	10		HANDLE	75	31
37794	BLANKET, SOUND			48405	ARM, STEERING HANDLE	75	1
	ABSORBING	9	13	48414	HOUSING	75	10
37813	KNOB, SHIFT LEVER	75	20	48416	CAP, STEERING HANDLE		
37926	RETAINER	43	19		BRACKET	75	32
37932	BEARING, NYLON - SHIFT			48416	CAP, STEERING HANDLE		
	CONTROL ACTUATOR	45	29		GRIP	75	6

PARTS INDEX

Part Number	Description	Pg.	Ref. No.	Part Number	Description	Pg.	Ref. No.
48419	ROD END, SHIFT ROD	75	25	60577	MOUNT, RUBBER - REAR		
48516A1	DRIVE WHEEL AND ROD ASSEMBLY	75	11	60834A3	SUPPORT BRACKET	3	18
48519	PLATE, COVER - DRIVE WHEEL	75	7	61002	CARRIER ASSEMBLY, "O" RING	35	2
48520	CABLE, THROTTLE	75	12	61003	RETAINER, STARTER SPRING	5	8
48521	SHIFT LEVER	75	19	61939	SHAFT, SHEAVE	5	22
48753	INSERT, WATER PUMP BODY	59	25	61990	PIVOT, THREADED - LINK ROD TO TRIGGER	15	28
48753	INSERT, WATER PUMP BODY	69	25	61990	STA-STRAP, TRIGGER LEADS	11	12
49563	ROD, SHIFT	75	24	61990	STA-STRAP, WIRING HARNES	19	26
49589	STRAP, CHOKE KNOB TO CHOKE ROD (ELECTRIC)	25	10	62124A1	THRUST HUB ASSEMBLY, REAR	65	81
52148A1	CO-PILOT ASSEMBLY	77	--	62351A1	RECTIFIER ASSEMBLY	19	1
52737	LEVER, COWL LATCH HINGE	3	12	63850	SCREEN, WATER INTAKE - STARBOARD	59	6
52739	HINGE, COWL LATCH - TOP COWL	3	13	63851	SCREEN, WATER INTAKE - PORT	59	6
53013	COVER, GEAR HOUSING . .	65	73	64254	"O" RING, CARRIER	35	3
53013	COVER, GEAR HOUSING . .	73	74	65757A1	TOGGLE ASSEMBLY, STARTER INTERLOCK . . .	5	35
53078	CAP, PLASTIC - TILT TUBE .	51	7	65758	THRUST HUB, FRONT	65	80
53665	INSERT, COUPLING	25	17	66778	PLATE, THROTTLE ACTUATOR	15	29
53719A2	PICK-UP BRACKET ASSEMBLY	25	15	66845	PLATE, RETAINER-STARTER PAWL	5	20
54293A5	CHOKE SOLENOID- ELECTRIC	25	1	66848	RETAINER, SPRING	5	19A
54346	CAM, SHIFT	63	50	66849	CLAMP, NOZZLE-TELL TALE	41	17
54346	CAM, SHIFT	71	51	69125	COVER, IGNITION COIL . . .	11	17
54705	PLATE FACE	59	20	69386A1	BEARING CARRIER ASSEMBLY	63	67
54705	PLATE, FACE	67	20	69386A1	BEARING CARRIER ASSEMBLY	71	68
55455	HOOK, TOP COWL ALTCH - REAR	3	2	69542	CAM, REVERSE LOCKING . .	61	43
55459A5	RETAINER ASSEMBLY, TOP COWL	3	8	69543	TUBE, EXHAUST (SHORT SHAFT)	49	39
56074A8	PLUNGER AND LINK ASSEMBLY	25	7	69544	TUBE, EXHAUST (LONG SHAFT)	49	39
56349	SHAFT, REVERSE LOCK PIVOT	53	31	69592	CLAMP, LOWER MOUNT TO DRIVE SHAFT HOUSING . .	47	16
56703	COLLAR, RUBBER-STARTER MOTOR MOUNT	19	6	69692	VENTURI	21	16
56848	KNOB, COWL FRONT COVER FASTENING	9	2	69787A1	SHAFT ASSEMBLY, SHIFT - LOWER	61	35
57236	CAM, SLIDING-STARTER HOUSING	5	31	69791	NOZZLE, TELL TALE HOSE TO BOTTOM COWL	41	16
57247	STOP, RUBBER-STARTER MOTOR	19	5	69792	CAM, SHIFT	63	50
57440	SWIVEL, LINK ROD TO THROTTLE ARM	15	11	70287A3	PLATE ASSEMBLY, EXHAUST EXTENSION . .	43	1
57440	SWIVEL, LINK ROT TO THROTTLE ACTUATOR . .	15	9	70679	COVER	53	41
57786	COVER, PLUG-BOTTOM COWL HARNESS HOLE . .	41	2	70691	REVERSE LOCK ASSEMBLY	53	30
58124A20	SWITCH ASSEMBLY, MERCURY	3	26	70969	CABLE, INTERLOCK	5	26
58192A1	GRIP, STEERING HANDLE ARM	75	5	72020	BRACKET, REAR COWL SUPPORT	3	16
59037A2	LEVER, THROTTLE AND SHIFT CABLES	43	15	72030	PLATE, SWITCH BOX	13	25
				72032	ACTUATOR, THROTTLE . . .	15	4
				72034	ARM, THROTTLE	15	12
				72036	COVER, TRANSFER PORT . .	33	33

PARTS INDEX

Part Number	Description	Pg.	Ref. No.	Part Number	Description	Pg.	Ref. No.
72040	BRACKET, THROTTLE ACTUATOR	15	1	76559A1	LEVER, SPARK ADVANCE	15	13
72042	LINK ROD	15	23	76560	ARM, THROTTLE	15	12
72043	LINK ROD	15	10	76568	CABLE	7	39
72044	CHOKE ROD	25	13	76632A1	SHIFT SHAFT ASSMEBLY, UPPER (SHORT SHAFT)	45	24
72045A1	CHOKE SHAFT	21	4	76632A2	SHIFT SHAFT ASSEMBLY, UPPER (LONG SHAFT)	45	24
72466	DRIP TRAY	41	13	76632A3	SHIFT SHAFT ASSEMBLY, UPPER (SHORT SHAFT)	45	24
72849A1	SCREEN ASSEMBLY	67	6	76632A4	SHIFT SHAFT ASSEMBLY, UPPER (LONG SHAFT)	45	24
73319	INDICATOR, TIMING	29	26	76681A1	TRIGGER ASSEMBLY	11	10
73345	THRUST HUB, FRONT	65	80	76867	COVER, STARTER MOTOR (LOWER)	27	5
73345	THRUST HUB, FRONT	73	81	77013A1	SWIVEL, LINK ROD TO SPARK ADVANCE LEVER	15	24
73372A1	TRIGGER ASSEMBLY	11	10	77161	PLATE, BAFFLE-EXHAUST MANIFOLD	31	19
73736	KNOB, CHOKE (MANUAL)	25	8	77329	HOUSING, STARTER COVER, EXHAUST MANIFOLD	31	21
73755A1	KNOB ASSEMBLY (ELECTRIC)	25	8A	77381	HOUSING, STARTER COVER, EXHAUST MANIFOLD	31	21
74316A1	SWIVEL PIN ASS"Y (LONG SHAFT)	55	5	77416	YOKE, BOTTOM	57	16
74316A2	SWIVEL PIN ASS"Y (SHORT SHAFT)	55	5	77864	CAM, INTERLOCK	7	42
74316A7	SWIVEL PIN ASS"Y (LONG SHAFT)	55	5	78036	BASE, REVERSE LOCKING	69	42
74316A8	SWIVEL PIN ASS"Y (SHORT SHAFT) - MANUAL	55	5	78551--1	CONDUIT, CABLE	75	13
74528	TUBE, TILT	51	4	78551A5	STEERING HANDLE ASSEMBLY	75	-
74739A3	ACTUATOR ASSEMBLY, SHIFT CONTROL	45	26	78653A1	SEAT ASSEMBLY	69	49A
74923A1	SHIFT SHAFT, UPPER (SHORT SHAFT)	43	24	78812A1	DETENT, SHIFT LEVER	75	26
74923A2	SHIFT ASSEMBLY, UPPER (LONG SHAFT)	43	24	78826A1	SWIVEL PPIN ASS'Y (SHORT SHAFT) - ELECTRIC	55	5
75007A1	SHIFT SHAFT ASSEMBLY, UPPER (SHORT SHAFT)	43	24	78826A2	SWIVEL PIN ASS'Y (LONG SHAFT)	55	5
75008A1	SHIFT SHAFT ASSEMBLY, UPPER (LONG SHAFT)	43	24	79371	ACTUATOR, INTERLOCK	7	45
75043	CAP, THUMB SCREW	51	3	79470A1	HANDLE AND RETAINER ASSEMBLY	5	24&25
75043	CAP, THUMB SCREW	51	3	79616A3	PLATE ASSEMBLY, EXHAUST EXTENSION	43	1
75105	GUIDE, PUSH ROD	47	12	79659	COUPLING, TILT LOCK	51	24
75304	MOUNT, RUBBER - LOWER	47	19	79660	SEAL, BELLOWS - UPPER MOUNT	49	27
75305	MOUNT, RUBBER - UPPER	47	26	79680	COVER, UPPER MOUNT - OUTSIDE HALF	49	28
75966	COVER, EXHAUST MANIFOLD	31	21	79681	COVER, UPPER MOUNT - INSIDE HALF	49	29
76039	CAM, SHIFT	71	51	79799	HOUSING, WATER INLET TUBE SEAL	43	7
76053A1	SHEAVE ASSEMBLY	5	10	85188	CAM, INTERLOCK	7	42
76056	LINK ROD	15	23	85966A1	CHOKE ROD ASSEMBLY	25	13A
76058A1	LEVER, SPARK ADVANCE	15	13	86304	SEAL, SPLINED - DRIVE SHAFT	69	49B
76063A1	SHAFT ASSEMBLY, SHIFT - LOWER	61	35	86599	GUIDE, PUSH ROD	47	12
76063A1	SHAFT ASSEMBLY, SHIFT - LOWER	69	35	88043A5	BRACKET ASSEMBLY, FRONT SUPPORT	3	21
76254	COVER, IGNITION COIL	13	17	88044	ACTUATOR, INTERLOCK	3	35
76314A3	STATOR (MANUAL)	11	8	89566	TUBE, THROTTLE CABLE GUIDE	75	15
76385	TILT LOCK ASSEMBLY, PORT	51	20	89613	CONNECTOR, CONTROL LINKAGE	75	14
76386	TILT LOCK ASSEMBLY, STARBOARD	51	19				
76420A1	COVER ASSEMBLY, TRANSFER PORT	33	31				
76430	YOKE, BOTTOM	57	16				
76533	STRAP, BRACKET SCREW	55	13				

PARTS INDEX

Part Number	Description	Pg.	Ref. No.	Part Number	Description	Pg.	Ref. No.
10-20359	SCREW, CENTER MAIN BEARING LOCKING (1") ..	27	19	10-35881	SCREW, DRIVE - CABLE GUIDE TO START HOUSING	5	7
10-20411	SCREW	3	29	10-36070	SCREW	59	7
10-20411	SCREW, RECTIFIER TO SWITCH BOX PLATE (5/8")	19	3	10-36070	SCREW	67	7
10-20518	SCREW, THROTTLE CABLE ANCHOR	75	18	10-36137	SCREW	45	30
10-20540	SCREW, TRANSFER PORT COVER MOUNTING (5/8")	33	35	10-37370	SCREW, REAR SHIELD TO TOP COWL	3	6
10-20619	SCREW	13	24	10-37562	SCREW	3	25
10-20784	SCREW, CENTER MAIN BEARING (1 1/2")	35	9	10-37562	SCREW	31	22
10-20847	SCREW, THROTTLE LEVER ATTACHING	21	36	10-37571	SCREW	43	13
10-21449	SCREW, BRACKET TO THROTTLE ACTUATOR (2")	15	5	10-37655	SCREW	53	42
10-22486	SCREW, LATCH TO THROTTLE ARM (7/8") ...	15	20	10-37892	SCREW, ACTUATOR TO FRONT BRACKET	3	37
10-22956	SCREW, REAR HOOK TO TOP COWL (7/8")	3	3	10-37923	SCREW	43	20
10-23015	SCREW, ADJUSTING - PLATE (1")	17	31	10-38069	SCREW, SPRING TO ACTUATOR	45	28
10-23035	SCREW, CHOKE SUTTER TO CHOKE SHAFT	21	20	10-38837	SCREW	31	22
10-23702	SCREW, ADJUSTING - PLATE (1 1/8")	17	31	10-39349	SCREW, INDICATOR TO CRANKCASE (3/4")	29	27
10-24234	SCREW, RETAINER TO TOP COW (1")	3	10	10-45379	SCREW, CAP TO CONNECTING ROD	37	25
10-25158	SCREW	17	37	10-45409	SCREW, DRIP TRAY TO BOTTOM COWL (1/2") ...	41	14
10-25158	SCREW, ADJUSTING - THROTTLE ARM (1 3/4") .	17	34	10-45775	SCREW, MAIN BEARING CLAMPING (9/16")	37	15
10-25211	SCREW, COIL COVER (10-24 X 1 7/8")	11	18	10-45862	SCREW	19	23
10-26066	SCREW, CHOKE SOLENOID TO FRONT BRACKET ...	25	4	10-45862	SCREW, PLUG COVER TO BOTTOM COWL	41	3
10-26801	SCREW, MAIN BEARING LOCKING (5/8")	27	19	10-46420	SCREW, PLATE TO THROTTLE ACTUATOR (1/2")	15	30
10-28192	SCREW	75	9	10-47828	SCREW, DRIVE - SWIVEL BRACKET	55	3
10-28634	SCREW, GREASE FILLER AND VENT HOLE	61	31	10-48408	SCREW	49	44
10-29197	SCREW, WIRE TO STARTER MOTOR (5/8")	19	11	10-48408	SCREW, NOZZLE CLAMP TO BOTTOM COWL (1/2") ...	41	18
10-29256	SCREW	47	17	10-48409	SCREW	75	27
10-29256	SCREW, LOWER END CAP MOUNTING (7/8")	31	17	10-48476	SCREW HANDLE BRACKET TO STEERING HANDLE ..	75	33
10-29722	SCREW, COVER TO LOWER MOUNT CLAMP	47	14	10-49318	SCREW, LOWER MOUNT SCREW	47	21
10-31984	SCREW, CRANKCASE TO CYLINDER BLOCK (1 3/8")	27	17	10-49987	SCREW, UPPER MOUNT COVER - REAR (1 1/2") ..	49	30
10-32228	SCREW	5	27	10-49988	SCREW, UPPER MOUNT COVER - FRONT (1 3/4") .	49	31
10-32417	SCREW, FLEXIBLE PLATE TO FLYWHEEL (9/16)	11	5	10-53077	SCREW	53	40
10-32565	SCREW	5	4	10-53576	SCREW, THROTTLE ACTUATOR BRACKET (1 1/8")	15	2
10-33986	BOLT, UPPER MOUNT TO SWIVEL PIN (5 1/4")	55	7	10-53651	SCREW, PICK-UP BRACKET	25	16
10-34352	SCREW, BRACKET TO STEERING ARM (7/8") ...	55	12	10-55337	SCREW	15	14
10-35786	SCREW, BRACKET TO ENGINE (1")	77	46	10-55511	SCREW, CRANKCASE TO CYLINDER BLOCK (1 1/2")	27	17
				10-55903	SCREW, ADJUSTING - THROTTLE ARM (2 1/4") .	17	34
				10-57249	SCREW, TOGGLE TO STARTER HOUSING	7	36
				10-57807	SCREW, TRIM COVER TO DRIVE SHAFT HOUSING .	49	46

PARTS INDEX

Part Number	Description	Pg.	Ref. No.	Part Number	Description	Pg.	Ref. No.
10-61551	SCREW	13	28	10-76630	SCREW, CENTER MAIN BEARING CLAMPING (1")	37	9
10-62568	SCREW, GROUND STRAP (3/8" SELF TAPPING)	43	23	10-77280	SCREW, REED STOP MOUNTING (9/16")	37	19
10-63136	SCREW, STATOR TO UPPER END CAP (1")	11	9	10-78492A1	THUMB SCREW ASSEMBLY	51	2
10-63357	SCREW, STRAP TO CHOKE ROD (ELECTRIC)	25	11	10-78495	SCREW, WASHER TO THUMB SCREW	51	2B
10-64332	SCREW, SWITCH TO FRONT BRACKET	3	33	10-79798	SCREW, HOUSING TO EXHAUST PLATE (1 3/8")	43	9
10-66024	SCREW, TRIM TAB TO GEAR HOUSING	73	76	10-79953	SCREW, GREASE FILLER	69	31
10-66024	SCREW, TRIM TAB TO GEAR HOUSING (1 3/4")	65	75	10-86042	SCREW, CHOKE ROD	25	13B
10-67916	SCREW	25	28	10-87302	BOLT, CLAMP BRACKET TO TRANSOM (5")	51	14
10-67916	SCREW, HARNESS SUPPORT TO BOTTOM COWL (2")	41	11	10-89601	SCREW, SET - THROTTLE CABLE GUIDE TUBE	75	15A
10-67916	SCREW, UPPER MOUNT COVER - FRONT (2")	49	31	11-20061	NUT, CONNECTING ROD SCREW	37	26
10-68298	BOLT	51	14	11-20110	NUT, REED STOP MOUNTING SCREW	37	20
10-68299	BOLT, CLAMP BRACKET TO BOAT TRANSOM (3")	51	14	11-20166	NUT, SHEAVE SHAFT (LEFT HAND THREAD)	5	1
10-68997	SCREW, RATCHT TO FLYWHEEL (5/8")	11	7	11-20220	NUT, STEERING HANDLE BRACKET SCREW	77	41
10-69022	SCREW	5	28	11-20509	NUT, BRACKET STUD	55	11
10-69022	SCREW, CABLE (1/2")	7	40	11-20586	NUT, LATCH SCREW	15	22
10-69028	SCREW	45	33	11-20645	NUT, ADJUSTING SCREW	17	32
10-69029	SCREW	25	28	11-20645	NUT, ADJUSTING SCREW	17	35
10-69029	SCREW, UPPER MOUNT COVER - REAR (1 3/4")	49	30	11-20645	NUT, ADJUSTING SCREW	17	38
10-69069	SCREW, RETAINER TO PLATE (3/4")	43	6	11-20664	NUT, STEERING HANDLE ARM	75	3
10-69079	SCREW, HARNESS LEADS ATTACHING (1/2")	3	30	11-20890	NUT, ADJUSTING SCREW	33	24
10-69100	SCREW, CYLINDER BLOCK COVER (1")	33	29	11-21908	NUT, SOLENOID TERMINAL (5/16")	19	16
10-69235	SCREW, SWITCH TO FRONT BRACKET (1/2")	3	27	11-22053	NUT, CHOKE SOLENOID SCREW	25	6
10-69375	SCREW	53	40	11-22339	NUT, FLYWHEEL	11	1
10-73274	SCREW, UPPER END CAP MOUNTING (3/4")	31	7	11-23161	NUT, UPPER MOUNT BOLT	49	36
10-73275	SCREW, CRANKCASE TO CYLINDER BLOCK (2 7/8")	27	17	11-24832	NUT, SWITCH SCREW	3	34
10-73278	SCREW, BRACKET TO CRANKCASE (1 5/8")	27	3	11-25096	NUT, LOWER MOUNT SCREW	47	25
10-73279	SCREW, COVER TO CRANKCASE (1 7/8")	27	6	11-28770	NUT, CLAMP BRACKET STUD	51	11
10-73280	SCREW	33	23	11-28770	NUT, JAM - PUSH ROD	47	8
10-73281	SCREW	33	23	11-29598	NUT, FRONT SUPPORT BRACKET RUBBER MOUNT	3	24
10-73649A1	THUMB SCREW ASSEMBLY	51	2	11-29598	NUT, REAR SUPPORT BRACKET RUBBER MOUNT	3	20
10-76137	SCREW, INTERLOCK ACTUATOR ATTACHING (1 5/8")	7	46	11-30428	FASTENER, PLUG TO BOTTOM COWL	77	45
10-76138	SCREW, INTERLOCK CAM ATTACHING (1 1/8")	7	43	11-34863	NUT	65	77
10-76196	SCREW, STRAP TO CHOKE KNOB (ELECTRIC)	25	9	11-34863	NUT, DRIVE SHAFT HOUSING STUD (3/8")	73	78
10-76290	SCREW, STATOR TO UPPER END CAP (5/8")	11	9	11-34863	NUT, SHIFT LEVER TO STEERING HANDLE BRACKET	75	30
				11-34933	NUT	47	5
				11-34933	NUT	65	79
				11-34933	NUT	73	80

PARTS INDEX

Part Number	Description	Pg.	Ref. No.	Part Number	Description	Pg.	Ref. No.
11-35521	NUT, LOWER MOUNT			12-21631	WASHER, REAR SUPPORT		
	CLAMP COVER	47	15		BRACKET RUBBER		
11-35888	NUT, BOTTOM COWL STUD	41	7		MOUNT	3	19
11-35888	NUT, WATER PUMP BODY			12-21631	WASHER, STEERING		
	AND BASE STUDS	69	27		HANDLE ARM	75	2
11-36069	NUT, UPPER MOUNT			12-22887	WASHER, ACTUATOR		
	COVER SCREW	49	32		SCREW	3	38
11-36069	NUT, WATER PUMP BODY			12-25176	WASHER, SWIVEL PIN TO		
	AND BASE STUDS	59	27		BOTTOM YOKE (.060) . . .	55	15
11-45076	NUT, CHOKE SOLENOID			12-25893	WASHER, BRACKET SCREW	15	6
	TERMINAL	25	3	12-26013	WASHER, CABLE SCREW . .	7	41
11-45076	NUT, IGNITION COIL			12-26013	WASHER, INTERLOCK		
	TERMINALS	11	15		CABLE SCREW	5	30
11-45076	NUT, RECTIFIER TERMINAL	19	2	12-26837	WASHER, SWIVEL PIN TO		
11-45076	NUT, SOLENOID TERMINAL				BOTTOM YOKE (.065) . . .	57	15
	(#10)	19	14	12-27132	BUSHING, EXHAUST		
11-45076	NUT, SWITCH BOX				EXTENSION PLATE	43	2
	TERMINALS	13	29	12-27727	WASHER, UPPER MOUNT		
11-45774	NUT, LINK ROD SWIVEL . . .	15	27		BOLT (37/64 ID)	49	33
11-45774	NUT, MAIN BEARING			12-28008	WASHER, LEVER AND ARM		
	CLAMPING SCREW	37	16		SCREW	15	18
11-45812	NUT, ACTUATOR SCREW . .	3	40	12-28051	WASHER, LOWER MOUNT		
11-45812	NUT, WATER INTAKE				SCREW	47	22
	SCREEN SCREW	59	8	12-28053	WASHER, RUBBER - LOWER		
11-45812	NUT, WATER INTAKE				MOUNT SCREW	47	23
	SCREEN SCREW	67	8	12-28196	WASHER, UPPER BUSHING		
11-46793	NUT, BRACKET SCREW . . .	15	8		RETAINER (INNER)	53	34
11-46793	NUT, CARBURETOR			12-28420	WASHER, CLAMP BRACKET		
	MOUNTING STUD	23	42		BOLT	51	15
11-46887	NUT, ADAPTOR SCREW . . .	25	29	12-28421	WASHER, UPPER AND		
11-46887	NUT, CRANKCASE RUBBER				LOWER BUSHING		
	MOUNT	31	9		RETAINER (OUTER)	53	39
11-46887	NUT, HARNESS SUPPORT			12-29245	WASHER, UPPER MOUNT		
	SCREW	41	12		COVER SCREW	49	31A
11-46887	NUT,CENTER MAIN			12-29245	WASHER, WATER PUMP		
	BEARING SCREW	35	10		BODY AND BASE STUDS	59	26
11-55910	NUT, PINION GEAR TO			12-29245	WASHER, WATER PUMP		
	DRIVE SHAFT	59	12		BODY AND BASE STUDS	69	26
11-55910	NUT, PINION GEAR TO			12-30119	WASHER, LOWER MOUNT		
	DRIVE SHAFT	67	12		SCREW	47	24
11-56041	NUT, TILT TUBE FASTENING	51	6	12-30519	WASHER, UPPER MOUNT		
11-64015	NUT, WIRE TO STARTER				BOLT (3/8 ID)	49	35
	MOTOR (1/4-20)	19	9	12-30771	WASHER, COVER		
11-64809	NUT	49	38		FASTENING KNOB	9	3
11-68411	NUT, CLAMP BRACKET			12-31266	WASHER, RUBBER - SHIFT		
	BOLT	51	16		SHAFT BUSHING	61	41
11-68431	NUT, UPPER COVER			12-31992	WASHER, CUPPED -		
	SCREW	49	32		THRUST HUB	65	82
11-69578	NUT, PROPELLER	65	84	12-32004	WASHER, THRUST -		
11-69578	NUT, PROPELLER	73	85		REVERSE GEAR	63	64
11-69844	NUT, STOP SWITCH	41	23	12-32004	WASHER, THRUST -		
11-71956	NUT, BOTTOM YOKE	57	17		REVERSE GEAR	71	65
12-20128	WASHER, PLUG COVER			12-33786	WASHER, LINK ROD SWIVEL	15	26
	SCREW	41	5	12-35950	WASHER, SHIFT ROD	75	22
12-20128	WASHER, WIRING HARNESS			12-37828	WASHER, SHIFT LEVER . . .	75	29
	CLAMP SCREW	19	25	12-37998	WASHER, INTERLOCK		
12-20260	WASHER, GREASE FILLER				CABLE	5	33
	AND VENT HOLE SCREW	61	32	12-38453	WASHER, CUPPED - WATER		
12-20260	WASHER,GREASE FILLER				TUBE SEAL	61	29
	AND DRAIN SCREW	69	32				

PARTS INDEX

Part Number	Description	Pg.	Ref. No.	Part Number	Description	Pg.	Ref. No.
12-38453	WASHER, NYLON-WATER INLET TUBE	43	3	13-26993	LOCKWASHER	15	3
12-45175	WASHER, DRIVE SHAFT HOUSING STUD (3/8") . . .	65	76	13-26993	LOCKWASHER, BRACKET SCREW	27	4
12-45175	WASHER, DRIVE SHAFT HOUSING STUD (3/8") . . .	73	77	13-26993	LOCKWASHER, CHOKE SELENOID SCREW	25	5
12-47275	WASHER, NEEDLE LOCATING	37	29	13-26993	LOCKWASHER, CLAMP BRACKET STUD	51	10
12-47606	WASHER, SWIVEL PIN - LOWER	55	8	13-26993	LOCKWASHER, INDICATOR SCREW	29	28
12-48477	WASHER, STEERING HANDLE BRACKET (.505 I.D.)	75	34	13-26993	LOCKWASHER, SOLENOID TERMINAL (5/16")	19	15
12-48526	WASHER	75	35	13-26996	LOCKWASHER, CHOKE SOLENOID TERMINAL . . .	25	2
12-48527	WASHER	75	38	13-26996	LOCKWASHER, PLUG COVER SCREW	41	4
12-49636	WASHER	77	40	13-26996	LOCKWASHER, SOLENOID TERMINAL (#10)	19	13
12-52864	WASHER, CLAMP BRACKET TILT TUBE	51	5	13-26996	LOCKWASHER, WIRING HARNESS CLAMP SCREW	19	24
12-57427	WASHER, SWITCH BOX PLATE SCREW	13	27	13-27660	LOCKWASHER, INTERLOCK CABLE SCREW	5	29
12-57837	WASHER, WAVE WASHER RETAINER	5	17	13-29402	WAVE WASHER, SWIVEL . .	15	24A
12-57860	WASHER, WEAR-SHEAVE SHAFT	5	21	13-36206	WASHER, WAVE-STARTER PAWL	5	13
12-59378	WASHER, LOWER BUSHING RETAINER (INNER)	53	35	13-37371	LOCKWASHER, REAR SHIELD SCREW	3	7
12-59572	WASHER, COVER FASTENING KNOB	9	4	13-39107	LOCKWASHER, RETIANER TO TOP COWL SCREW . .	3	11
12-65791	WASHER	73	79	13-48478	WAVE WASHER, STEERING HANDLE BRACKET	75	39
12-65791	WASHER, DRIVE SHAFT HOUSING STUD (7/16") . .	65	78	13-62172	WAVE WASHER, BRACKET SCREW	15	7
12-65791	WASHER, GEAR HOUSING TO DRIVE SHAFT HOUSING STUDS (7/16") .	47	6	13-69150	WASHER, WAVE - TILT LOCK TUBE	51	23
12-66966	WASHER, RUBBER - UPPER MOUNT BOLT	49	34	14-31828	TAB WASHER, BRACKET SCREW	77	47
12-68229	WASHER, FLYWHEEL NUT .	11	2	14-53012	TAB WASHER, GEAR HOUSING COVER	65	72
12-68300	WASHER, CLAMP BRACKET BOLT	51	15	14-53012	TAB WASHER, GEAR HOUSING COVER	73	73
12-68410	WASHER, CLAMP BRACKET BOLT	51	15	14-61004	TAB WASHER, SHEAVE SHAFT NUT	5	2
12-69374	WASHER	53	39	14-76281	TAB WASHER, PROPELLER	65	83
12-70132	WASHER, CRANKCASE SCREW	27	18	14-76281	TAB WASHER, PROPELLER	73	84
12-76388	WASHER, TILT LOCK	51	25	15-20085A1	SHIM	31	16
12-77674	WASHER, RUBBER - SHIFT SHAFT BUSHING	69	41	15-20927A1	SHIM, THRUST WASHER TO GEAR HSG (.002-3-5-10) .	63	63
12-78493	WASHER, THUMB SCREW .	51	2A	15-20929A1	SHIM, BEARING TI GEAR HOUSING (.002-3-5-10) .	61	48
13-20160	WASHER, WAVE-RETAINER TENSION	5	18	15-38374A1	SHIM, BEARING CUP TO GEAR HOUSING (.002-3-5-10)	71	55
13-20202	LOCKWASHER, STARTER HOUSING SCREW	5	5	15-38374A1	SHIM. BEARING CUP TO GEAR HOUSING (.002-3-5-10)	63	54
13-21272	LOCKWASHER, BEARING SCREW	45	31	15-72538A1	SHIM	31	6
13-26992	LOCKWASHER	3	23	15-77418A1	SHIM, BEARING TO GEAR HOUSING (.002-3-5-10-20)	69	48
13-26992	LOCKWASHER, RAIL SCREW	45	34	16-33778	STUD	59	3
13-26992	LOCKWASHER, REAR HOOK MOUNTING SCREW	3	4	16-33778	STUD	67	3

PARTS INDEX

Part Number	Description	Pg.	Ref. No.	Part Number	Description	Pg.	Ref. No.
16-39781	STUD, BRACKET TO STEERING ARM (1 1/4")	55	10	18-26953	COTTER PIN, INTERLOCK CABLE TO SLIDING CAM	5	34
16-57932	STUD	47	3	18-27769	COTTER PIN, INTERLOCK CABLE TO ACTUATOR	7	48
16-57933	STUD	59	4	18-45882	COTTER PIN, REVERSE LOCK TO SHAFT	53	33
16-57933	STUD, GEAR HOUSING TO DRIVE SHAFT HOUSING	67	4	18-47959	COTTER PIN, TILT LOCK TUBE	53	27
16-57935	STUD	47	4	19-35827	PLUG, BOTTOM COWL - SHORTING SWITCH HOLE	77	44
16-59625	STUD, CLAMP BRACKET	51	9	19-64649	PLUG, PLASTIC - TRIM TAB SCREW HOLE	47	2
16-68164	STUD, CARBURETOR MOUNTING (1 1/4")	27	10	21-77561	CHECK VALVE, BLEED HOSE (LOWER)	27	23
16-68165	STUD	27	11	22-25885	ELBOW, BALANCE TUBE TO CYLINDER BLOCK	27	22
16-68166	STUD	27	14	22-29111	CONNECTOR, TELL TALE-CYLINDER BLOCK	27	16
16-68167	STUD	27	15	22-32802	PLUG, PIPE-CYLINDER BLOCK COVER	33	27
16-68168	STUD	27	13	22-63981	FITTING, FUEL LINE TO ADAPTOR	25	22
16-68169	STUD	41	6	22-65857	CONNECTOR, CYLINDER BLEED HOSE (UPPER)	29	25
17-20032	DOWEL PIN, CENTER MAIN BEARING	35	5	22-67892	SCREW, DRAIN (MAGNETIC)	69	31
17-20032	DOWEL PIN, CENTER MAIN BEARING	35	5	22-73318	TEE, FUEL LINE	25	20
17-20032	DOWEL PIN, CYLINDER BLOCK TO MAIN BEARING	27	8	22-74036	FITTING, GREASE	55	4
17-20032	DOWEL PIN, MAIN BEARING	37	13	22-78279	ELBOW, TELL TALE-CYLINDER BLOCK	27	16A
17-20033	DOWEL PIN, CRANKCASE TO CYLINDER BLOCK	27	12	22-85822A1	CONNECTOR ASSEMBLY, SPEEDOMETER	67	1A
17-20323	DOWEL PIN, CENTER MAIN BEARING	27	9	23-26856	BUSHING, LINK ROD SWIVEL	15	25
17-20379	DOWEL PIN (STEPPED)	35	11	23-26856	BUSHING, TOGGLE SCREW	7	37
17-23928	PIN, ROLL - QUICK DISCONNECT LEVER	43	18	23-28198	BUSHING, RUBBER - SHOCK ABSORBER (LOWER)	53	38
17-25598	PIN, REVERSE LOCK SPRING ATTACHING	55	14	23-28919	BUSHING	75	36
17-27732	DOWEL PIN (STEPPED)	37	11	23-32171	BUSHING, RUBBER - SHOCK ABSORBER (UPPER)	53	37
17-29077	PIN, ROLL-TENSION SPRING TO KNOB	9	6	23-37927	BUSHING, NYLON - QUICK DISCONNECT LEVER	43	17
17-30515	PIN, DRIVE SHAFT	61	46	23-48237	BUSHING, NYLON - SHIFT LEVER (3/8" I.D.)	75	28
17-30545	PIN, DRIVE SHAFT	69	46	23-48475	BUSHING, NYLON - SHIFT ROD (1/4" I.D.)	75	21
17-35973	DOWEL PIN	67	18	23-48525	SPACER, STEERING HANDLE BRACKET	75	37
17-35973	DOWEL PIN, WATER PUMP BASE TO WATER PUMP BODY	59	18	23-55164	BUSHING, LEVER AND ARM SCREW	15	15
17-36242	ROLL PINE, MERCURY SWITCH	3	31	23-55171	BUSHING, LEVER AND ARM SCREW	15	16
17-38113	PIN, CROSS - RATCHET TO PROPELLER SHAFT	63	59	23-55419A1	BUSHING ASSEMBLY, SHIFT SHAFT	61	38
17-38113	PIN, CROSS - RATCHET TO PROPELLER SHAFT	71	60	23-56774	SPACER, COLLAR TO BRACKET	19	7
17-39023	PIN, REVERSE LOCK LEVER	47	10	23-59624	SPACER, CLAMP BRACKET STUD	51	8
17-46912	PIN, DOWEL - GEAR HOUSING	59	2	23-60242	SLEEVE, LUBRICATION - DRIVE SHAFT	69	47
17-46912	PIN, DOWEL - GEAR HOUSING	67	2				
17-49930A1	TILT LOCK PIN ASSEMBLY	51	12				
17-58998	PIN, COWL LATCH LEVER TO HINGE	3	14				
17-65855	DOWEL PIN, REED LOCATING	37	14				
18-25191	COTTER PIN, PUSH ROD TO REVERSE LOCK	47	11				
18-25191	COTTER PIN, SHIFT ROD	75	23				

PARTS INDEX

Part Number	Description	Pg.	Ref. No.	Part Number	Description	Pg.	Ref. No.
23-63061	SPACER, SHEAVE SHAFT .	5	15	25-20116	GROMMET, FRONT		
23-63100	BUSHING, SPRING GUIDE .	5	11		BRACKET (CHOKE KNOB)	25	12
23-69132	BUSHING, REVERSE PIVOT			25-20266	"O" RING, WATER PUMP		
	SHAFT	53	32		BASE	67	14
23-71574	BUSHING, TILT LOCK TUBE	51	22	25-20273	RING	69	30
23-73203	BUSHING, CLAMP BRACKET	51	18	25-20273	RING, RUBBER -		
23-75920	SLEEVE, TELL TALE				CENTRIFUGAL SLINGER .	61	30
	NOZZLE	41	19	25-20415	"O" RING, ADAPTOR STEM .	25	25
23-77631A2	BUSHING ASSEMBLY, SHIFT			25-25439	"O" RING, SHIFT SHAFT		
	SHAFT	69	38		BUSHING	61	37
23-88100	SPACER, ACTUATOR			25-25439	"O" RING, SHIFT SHAFT		
	SCREW	3	39		BUSHING	69	37
24-20099	SPRING, COMPRESSION -			25-26855	"O" RING, WATER PUMP		
	LATCH SCREW	15	21		BASE	59	14
24-20254	SPRING, COMPRESSION -			25-31986	"O" RING, BEARING CARRIER	63	66
	DRIVE SHAFT	61	45	25-31986	"O" RING, BEARING		
24-20254	SPRING, COMPRESSION -				CARRIER	71	67
	DRIVE SHAFT	69	45	25-57009	GROMMET, SWITCH BOX		
24-23067	SPRING, ADAPTOR STEM .	25	26		PLATE	13	26
24-28975	SPRING, GARTER-INTERNAL			25-57806	GROMMET, TRIM COVER		
	WIRING HARNESS	19	21		SCREW	49	47
24-29821	SPRING, REVERSE LOCK			25-62702	"O" RING, TILT LOCK	53	26
	TENSION	53	29	25-65936	"O" RING, UPPER MOUNT . .	49	26A
24-32271	SPRING, TENSION-COVER			26-22734	OIL SEAL, SWIVEL		
	FASTENING KNOB	9	5		BRACKET	55	4A
24-35522	SPRING, TENSION - LOWER			26-23300	OIL SEAL, WATER PUMP		
	MOUNT CLAMP	47	18		BASE	59	17
24-37934	SPRING, SHIFT CABLE	45	27	26-23300	OIL SEAL, WATER PUMP		
24-38005	SPRING, COMPRESSION -				BASE	67	17
	QUICK DISCONNECT			26-24590	OIL SEAL, SHIFT SHAFT		
	LEVER	43	16		BUSING (LOWER)	61	39
24-38114	SPRING, RETAINING -			26-26782	OIL SEAL, WATER PUMP		
	CROSS PIN	63	60		BASE	59	16
24-38114	SPRING, RETAINING -			26-29476	OIL SEAL	31	3
	CROSS PIN	71	61	26-29476	OIL SEAL, LOWER END CAP	31	13
24-39502A1	SPRING, STARTER REWIND	5	9	26-31249	OIL SEAL, SHIFT SHAFT		
24-39845	SPRING, COMPRESSION -				(UPPER)	61	40
	CAM FOLLOWER	63	53	26-32911	OIL SEAL, SWIVEL		
24-39845	SPRING, COMPRESSION -				BRACKET	55	2
	CAM FOLLOWER	71	54	26-38452	SEAL	69	28
24-55162	SPRING, RETURN - SPARK			26-38452	SEAL, RUBBER-WATER		
	ADVANCE LEVER	15	17		TUBE	43	4
24-57279	SPRING, TOGGLE SCREW .	7	38	26-38452	SEAL, WATER PUMP BODY		
24-60288	SPRING, CHOKE ROD	25	14		TO WATER TUBE	61	28
24-66853	SPRING, RETAINER PLATE			26-69188	OIL SEAL, BEARING		
	TO STARTER SHEAVE . . .	5	19		CARRIER	71	70
24-68434	SPRING, FUEL LINE	25	21A	26-69188	OIL SEAL, BEARING		
24-70086	SPRING, SLIDING CAM	5	32		CARRIER (DOUBLE LIP) .	63	69
24-76139	SPRING, INTERLOCK			26-69189	OIL SEAL, BEARING		
	ACTUATOR SCREW	7	47		CARRIER	71	71
24-76140	SPRING, INTERLOCK CAM			26-69189	OIL SEAL, LINE CUTTER . . .	63	70
	SCREW	7	44	26-76384	OIL SEAL, SHIFT SHAFT		
24-78203A1	SPRING, REVERSE LOCK				BUSHING	69	39
	TENSION	53	29	26-79831	OIL SEAL, WATER PUMP		
24-88099	SPRING, INTERLOCK				BASE	67	16
	ACTUATOR	3	36	26-79831A1	SEAL KIT	61	-
25-20081	"O" RING, LOWER END CAP	31	14	26-79831A1	SEAL KIT	69	-
25-20081	"O" RING, UPPER END CAP	31	4	27-27936	GASKET, TRANSFER PORT		
25-20116	GROMMET, CHOKE KNOB -				COVER	33	34
	TOP COWL (MANUAL) . . .	3	15	27-32769	GASKET	59	19

PARTS INDEX

Part Number	Description	Pg.	Ref. No.	Part Number	Description	Pg.	Ref. No.
27-32769	GASKET, LOWER	67	19	30-53853	BALL BEARING, UPPER END		
27-32770	GASKET UPPER	59	21		CAP	31	5
27-32770	GASKET, UPPER	67	21	31-21700	BEARING, ROLLER -		
27-32771	GASKET, WATER PUMP				BEARING CARRIER	63	68
	BASE TO GEAR HOUSING	59	13	31-21700	BEARING, ROLLER -		
27-38501	GASKET	43	14		BEARING CARRIER	71	69
27-38501	GASKET	49	37	31-21739	BEARING, ROLLER -		
27-48518	GASKET, COVER PLATE	75	8		FORWARD GEAR	63	56
27-72486	GASKET	31	18	31-21739	BEARING, ROLLER -		
27-72486A78	GASKET SET	23	-		FORWARD GEAR	71	57
27-72486A78	GASKET SET	25	-	31-38146A1	ROLLER BEARING		
27-72486A78	GASKET SET	33	-		ASSEMBLY	61	49
27-72486A78	GASKET SET	37	-	31-38356A1	TAPERED ROLLER BEARING		
27-72486A78	GASKET SET	45	-		ASSEMBLY	63	55
27-72486A78	GASKET SET	49	-	31-38356A1	TAPERED ROLLER BEARING		
27-72486A78	GASKET SET	61	-		ASSEMBLY	71	56
27-72486A78	GASKET SET	65	-	31-62091	BEARING, ROLLER - DRIVE		
27-72486A78	GASKET SET	69	-		SHAFT	59	5
27-72486A78	GASKET SET	73	-	31-62091	BEARING, ROLLER - DRIVE		
27-72486A78	GASKET SET - SERIAL				SHAFT	67	5
	GROUP #12	1	-	31-77420A1	ROLLER BEARING		
27-72486A79	GASKET SET	23	-		ASSEMBLY	69	49
27-72486A79	GASKET SET	25	-	32-28052	SLEEVE, RUBBER - TILT		
27-72486A79	GASKET SET	33	-		LOCK PIN BUMPER	51	13
27-72486A79	GASKET SET	45	-	32-34395A1	HOSE, DRIP TRAY (7 1/2")	41	24
27-72486A79	GASKET SET	49	-	32-34395A1	HOSE, TELL TALE HOSE TO		
27-72486A79	GASKET SET	53	-		BOTTOM COWL (14")	41	15
27-72486A79	GASKET SET	69	-	32-34395A1	TUBE, BALANCE-MAIN		
27-72486A79	GASKET SET	73	-		BEARING (5 1/2")	27	21
27-72486A79	GASKET SET - SERIAL			32-37727	TUBE, WATER INLET		
	GROUP #13	1	-		(SHORT SHAFT)	49	40
27-72488	GASKET, BAFFLE PLATE TO			32-45679	TUBE, WATER INLET (LONG		
	EXHAUST COVER	31	20		SHAFT)	49	40
27-75791	GASKET, CARBURETOR			32-54936	HOSSE, CYLINDER BLEED		
	FLANGE	23	41		(11")	29	24
27-77417	GASKET, WATER PUMP			32-70432	FUEL LINE	25	18
	BASE TO GEAR HOUSING	67	13	32-70432	FUEL LINE, ADAPTOR TO		
27-78026	GASKET, CYLINDER BLOCK				TEE (6")	25	21
	COVER	33	28	33-58194	SPARK PLUG (AC#V40FFK)	13	21
27-79650	GASKET	43	10	34-20053	REED STOP	37	18
27-79797	GASKET, HOUSING	43	8	34-56704A1	REED SET, MATCHED	37	17
28-20094	KEY, FLYWHEEL DRIVE	11	3	34-79014	REED STOP	37	18
28-30281	KEY, LOCATING - BEARING			37-73295A76	DECAL SET - SERIAL		
	CARRIER	65	71		GROUP #1	1	-
28-30281	KEY, LOCATING - BEARING			37-73295A77	DECAL SET - SERIAL		
	CARRIER	71	72		GROUP #9	1	-
28-56662	KEY, IMPELLER DRIVE	59	23	37-78590A78	DECAL SET - SERIAL		
28-56662	KEY, IMPELLER DRIVE	69	23		GROUP #10	1	-
29-20046	BEARING, NEEDLE-			37-86425A79	DECAL SET - SERIAL		
	CRANKPIN	37	27		GROUP #11	1	-
29-20046	BEARING, NEEDLY	35	6	39-27841A12	RING, PISTON	37	23
29-20063	BEARING, NEEDLE-PISTON			39-28616A12	RING, PISTON (.015		
	PIN	37	28		OVERSIZE)	39	--
29-52168	BEARING, NEEDL	35	6	40-47276	LOCK RING, PISTON PIN	37	22
30-20839	BEARING, BALL - REVERSE			43-55607	GEAR, PINION - DRIVE		
	GEAR	63	65		SHAFT	59	11
30-20839	BEARING, BALL - REVERSE			43-55607	GEAR, PINION - DRIVE		
	GEAR	71	66		SHAFT	67	11
30-53853	BALL BEARING, LOWER			43-55608	FORWARD GEAR	63	57
	END CAP	31	15				

PARTS INDEX

Part Number	Description	Pg.	Ref. No.	Part Number	Description	Pg.	Ref. No.
43-66554	REVERSE GEAR	63	62	48-64724A1	PROPELLER ASSEMBLY (ALUMINUM)(PITCH 17") .	78	-
43-79158A1	REVERSE GEAR ASSEMBLY	71	63	48-64726A1	PROPELLER ASSEMBLY (BRONZE)(PITCH 17") . . .	78	-
44-55911	SHAFT, PROPELLER	63	61	48-73132A4	PROPELLER ASSEMBLY (ALUMINUM)(PITCH 10") .	78	-
44-75365	SHAFT PROPELLER	63	61	48-73134A4	PROPELLER ASSEMBLY (ALUMINUM)(PITCH 12") . .	78	-
44-75365	SHAFT, PROPELLER	71	62	48-73136A4	PROPELLER ASSEMBLY (ALUMINUM)(PITCH 13") .	78	-
45-69164A2	DRIVE SHAFT ASSEMBLY (SHORT SHAFT)	61	44	48-73138A4	PROPELLER ASSEMBLY (ALUMINUM)(PITCH 14") .	78	-
45-69165A2	DRIVE SHAFT ASSEMBLY (LONG SHAFT)	61	44	48-73140A4	PROPELLER ASSEMBLY (ALUMINUM)(PITCH 15") .	78	-
45-74854A1	DRIVE SHAFT ASSEMBLY (LONG SHAFT)	61	44	48-73144A4	PROPELLER ASSEMBLY (ALUMINUM)(PITCH 17") .	78	-
45-74855A1	DRIVE SHAFT ASSEMBLY (SHORT SHAFT)	61	44	50-28985A1	STARTER CABLE ASSEMBLY	5	23
45-77389A2	DRIVE SHAFT ASSEMBLY (LONG SHAFT)	69	44	50-65211	RATCHET, FLYWHEEL- MANUAL	11	6
45-77390A2	DRIVE SHAFT ASSEMBLY (SHORT SHAFT)	69	44	50-73521	STARTER MOTOR ASSEMBLY	19	4
45-77393A1	DRIVE SHAFT ASSEMBLY (LONG SHAFT)	69	44	52-47586	RATCHET, SLIDING CLUTCH	63	58
45-77394A1	DRIVE SHAFT ASSEMBLY (SHORT SHAFT)	69	44	52-47586	RATCHET, SLIDING CLUTCH	71	59
46-48746A1	WATER PUMP BODY ASSEMBLY	59	24	53-20048	RING, SNAP-OUTER RACE .	35	8
46-73640A1	WATER PUMP BASE ASSEMBLY	59	15	53-26933	RING, SNAP-OUTER RACE CLAMPING	37	8
46-73640A2	WATER PUMP KIT	61	-	53-29641	CLIP, RETAINING - SHIFT SHAFT	61	36
46-77177A1	WATER PUMP BASE ASSEMBLY	67	15	53-29641	CLIP, RETAINING - SHIFT SHAFT	69	36
46-77177A3	WATER PUMP KIT	69	-	53-77415	RETAINING RING, BOTTOM YOKE	57	17A
46-77822A1	WATER PUMP BODY ASSEMBLY	69	24	54-61001	"J" CLIP, TRIGGER LEADS TO CARBURETOR STUD .	11	11
47-65959	IMPELLER, WATER PUMP .	59	22	54-64235--1	"J" CLIP, SWITCH BOX LEADS	13	23
47-65959	IMPELLER, WATER PUMP .	67	22	54-68424	CLAMP, FUEL LINE	25	19
48-61814A1	PROPELLER ASSEMBLY (ALUMINUM)(PITCH11") . .	78	-	54-68424	CLAMP, TELL TALE NOZZLE	41	20
48-61816A1	PROPELLER ASSEMBLY (ALUMINUM)(PITCH 12") .	78	-	54-76368	CLAMP, WIRING HARNESS .	19	22
48-61818A1	PROPELLER ASSEMBLY (ALUMINUM)(PITCH 13") .	78	-	55-28416	PIN, UPPER SHOCK MOUNTING	51	17
48-61820A1	PROPELLER ASSEMBLY (ALUMINUM)(PITCH 14") .	78	-	55-58780A2	SHOCK ABSORBER	53	36
48-61822A1	PROPELLER ASSEMBLY (ALUMINUM)(PITCH 15") .	78	-	55-69653	PIN, LOWER SHOCK MOUNTING	53	28
48-61824A1	PROPELLER ASSEMBLY (ALUMINUM)(PITCH 16") .	78	-	84-60466A15	GROUND WIRE, COIL TO SWITCH BOX	11	16
48-62274A1	PROPELLER ASSEMBLY (ALUMINUM)(PITCH 9") . .	78	-	84-62190A8	WIRE ASSEMBLY, STOP SWITCH (ORANGE)	41	22
48-63538A1	PROPELLER ASSEMBLY (BRONZE)(PITCH 16") . . .	78	-	84-65773A5	GROUND STRAP, CRANKCASE MOUNT	31	10
48-63540A1	PROPELLER ASSEMBLY (BRONZE)(PITCH 15") . . .	78	-	84-66008A2	WIRE ASSEMBLY	19	10
48-63542A1	PROPELLER ASSEMBLY (BRONZE)(PITCH 14") . . .	78	-	84-66053A1	WIRE ASSEMBLY	19	8
48-63544A1	PROPELLER ASSEMBLY (BRONZE)(PITCH 13") . . .	78	-	84-73446	HARNESS, SWITCH BOX TO IGNITION COIL	11	13
48-63546A1	PROPELLER ASSEMBLY (BRONZE)(PITCH 12") . . .	78	-	84-73447	WIRING HARNESS (INTERNAL)	19	20
48-63548A1	PROPELLER ASSEMBLY (BRONZE)(PITCH 11") . . .	78	-	84-73451A8	LEAD ASSEMBLY, SPARK PLUG	13	19

PARTS INDEX

Part Number	Description	Pg.	Ref. No.	Part Number	Description	Pg.	Ref. No.
87-74605A4	SWITCH ASSEMBLY	3	32	1367-6517	CARBURETOR ASSEMBLY,		
89-68258	STARTER SOLENOID	19	12		COMPLETE	21	1
90-74962	MERC 50 PARTS LIST	1	-	1399-1655	JET, MAIN FUEL (.055)	21	14
92-25234--1	GLUE (BLANKET ADHESIVE)	9	--	1399-2012	THROTTLE SHAFT	21	34
248-5977A19	FLYWHEEL ASSEMBLY			1399-4236	COVER, INLET	21	32
	(MANUAL)	11	4	1399-5126	FLOAT	21	7
248-5977A2	FLYWHEEL ASSEMBLY			1399-5127	FUEL BOWL	21	9
	(ELECTRIC)	11	4	1399-5129	BODY, FUEL PUMP	21	25
248-5977A20	FLYWHEEL ASSEMBLY			1399-5132	SCREW, STRAINER BODY		
	(ELECTRIC)	11	4		TO CARBURETOR	21	29
248-5977A22	FLYWHEEL ASSEMBLY			1399-5137	DIAPHRAGM AND GASKET		
	(MANUAL)	11	4		KIT	23	--
248-5977A23	FLYWHEEL ASSEMBLY			1399-5194	VALVE, CHOKE RELIEF	21	17
	(ELECTRIC)	11	4	1399-5197	CHOKE SHUTTER	21	19
248-5977A4	FLYWHEEL ASSEMBLY			1399-5198	GASKET SET	23	--
	(MANUAL)	11	4	1399-5414	SPRING, CHOKE RELIEF		
332-2854	BOOT, IGNITION COIL END	13	20		VALVE	21	18
332-5772A1	SWITCH BOX ASSEMBLY	13	22	1399-5415	SCREW, FUEL BOWL TO		
338-4995A2	IGNITION COIL ASSEMBLY	11	14		CARBURETOR	21	11
339-5748A2	IGNITION COIL ASSEMBLY	11	14	1399-5758	SCREEN, STRAINER	21	30
398-5919A2	STATOR (ELECTRIC)	11	8	1399-6224	INLET NEEDLE AND SPRING	21	13
398-5919A4	STATOR (MANUAL)	11	8	1399-6225	THROTTLE SHUTTER	21	39
459-5824	CRANKSHAFT	35	1	1399-6249	JET, ECOMONIZER (.096)	21	15
459-6644	CRANKSHAFT	35	1	1399-6250	REPAIR PARTS KIT	23	--
459-6689	CRANKSHAFT	35	1	1399-7211A1	BAFFLE, FUEL BOWL	21	6A
500-5345A2	CENTER MAIN BEARING			1399-97	LEVER, THROTTLE (SEE		
	ASSEMBLY	35	4		NOTE BELOW)	21	35
534-3267A25	MAIN BEARING ASSEMBLY			1440-6044A2	CLAMP BRACKET		
	(VALVE TYPE)	37	12		ASSEMBLY	51	1
547-7060A2	CENTER MAIN BEARING			1440-6625A3	CLAMP BRACKET		
	ASSEMBLY	35	4		ASSEMBLY	51	1
619-3195A2	CONNECTING ROD AND			1472-6076A1	SWIVEL BRACKET		
	CAP ASSEMBLY	37	24		ASSEMBLY (SHORT		
743-3366A2	PISTON AND PISTON PIN			1473-6078A1	SHAFT)	55	1
	ASSEMBLY	39	--		SWIVEL BRACKET		
743-5172A6	PISTON AND PISTON PIN				ASSEMBLY (LONG		
	ASSEMBLY	37	21	1489-7216A4	SHAFT)	55	1
863-5885A3	CYLINDER BLOCK AND			1490-7218A4	SWIVEL ASSEMBLY (SHORT		
	CRANKCASE ASS'Y	31	1		SHAFT)	55	1
863-5885A3	CYLINDER BLOCK AND			1554-4813A2	SWIVEL BRACKET		
	CRANKCASE ASS'Y	27	1		ASSEMBLY (LONG		
863-6467A4	CYLINDER BLOCK AND			1554-4813A2	SHAFT)	55	1
	CRANKCASE ASS'Y	31	1		DRIVE SHAFT HOUSING		
863-6467A4	CYLINDER BLOCK AND			1554-7073A2	ASSEMBLY (SHORT		
	CRANKCASE ASS'Y	27	1		SHAFT)	47	1
863-7496A3	CYLINDER BLOCK AND			1564-4812A2	DRIVE SHAFT HOUSING		
	CRANKCASE ASS'Y	31	1		ASSEMBLY (LONG		
863-7496A3	CYLINDER BLOCK AND			1564-4812A2	SHAFT)	47	1
	CRANKCASE ASS'Y	27	1	1564-7072A2	DRIVE SHAFT ASSEMBLY		
1017-4002A1	COVER ASSEMBLY,				(LONG SHAFT)	47	1
	CYLINDER BLOCK	33	26		DRIVE SHAFT HOUSING		
1017-7054A1	COVER ASSEMBLY,				ASSEMBLY (LONG		
	CYLINDER BLOCK	33	26	1643-6038A17	SHAFT)	47	1
1158-6410A2	END CAP ASSEMBLY,			1643-6038A17	GEAR HOUSING ASS'Y,		
	LOWER	31	11		COMP. (SHORT SHAFT)	63	-
1158-6635A1	END CAP ASSEMBLY,			1643-6038A17	GEAR HOUSING ASSEMBLY,		
	LOWER	31	11		COMPLETE	59	-
1160-5826A2	END CAP ASSEMBLY,			1643-6038A18	GEAR HOUSING ASS'Y,		
	UPPER	31	2		COMP. (LONG SHAFT)	63	-
1364-5585	BODY, STRAINER	21	28				

PARTS INDEX

Part Number	Description	Pg.	Ref. No.	Part Number	Description	Pg.	Ref. No.
1643-6038A5	GEAR HOUSING ASS'Y COMP. (SHORT SHAFT) .	63	-				
1643-6038A5	GEAR HOUSING ASSEMBLY, COMPLETE	59	-				
1643-6038A6	GEAR HOUSING ASSEMBLY	59	1				
1643-6038A6	GEAR HOUSING ASSEMBLY	63	1				
1643-6038A7	GEAR HOUSING ASS'Y, COMP. (LONG SHAFT) . .	63	-				
1643-6038A7	GEAR HOUSING ASSEMBLY, COMPLETE	59	-				
1643-6459A10	GEAR HOUSING ASS'Y COMP. (SHORT SHAFT) .	71	-				
1643-6459A10	GEAR HOUSING ASSEMBLY, COMPLETE	67	-				
1643-6459A11	GEAR HOUSING ASS'Y, COMP. (LONG SHAFT) . .	71	-				
1643-6459A11	GEAR HOUSING ASSEMBLY, COMPLETE	67	-				
1643-6459A3	GEAR HOUSING ASS'Y -- SEE "GEAR HOUSING ASSEMBLY, COMPLETE" FOR BREAKDOWN	71	1				
1643-6459A3	GEAR HOUSING ASSEMBLY	67	1				
1643-7406A14	GEAR HOUSING ASS'Y, COMP. (SHORT SHAFT) .	71	-				
1643-7406A14	GEAR HOUSING ASSEMBLY, COMPLETE	67	-				
1643-7406A15	GEAR HOUSING ASS'Y, COMP. (LONG SHAFT) . .	71	-				
1643-7406A15	GEAR HOUSING ASSEMBLY, COMPLETE	67	-				
1643-7406A16	GEAR HOUSING ASS'Y	71	1				
1643-7406A16	GEAR HOUSING ASSEMBLY	67	1				
2104-5642A13	COWL FRONT COVER ASSEMBLY	9	1				
2104-5642A5	COWL FRONT COVER ASSEMBLY	9	1				
2116-5761A1	BOTTOM COWL ASSEMBLY	41	1				
2118-3247A3	WRAP AROUND COWL ASSEMBLY	9	10				
2153-5992	TOP COWL (MANUAL)	3	1				
2153-6055	TOP COL (ELECTRIC)	3	1				